

dispatcher

Volume 26 # 12

December 2008

******* Meeting Dec 3 *******

Look Inside

President's Message 3

Door Prizes 9

Renewal Form 6

Block of Month 10

Membership 8

December Cindy Needham

Cindy has been quilting for 35 years, 25 years hand quilting and the past 10 machine quilting. She left a full-time job in the medical field to teach and speak nationally for Superior Threads.

She has a love for design which has led to creating stencils for Quilting Creations and whole-cloth designs for Golden Threads. Cindy was the Featured Artist at the 2008 Road to California. Her lecture program is guaranteed to inform and enlighten us all about thread.



Bus Trip: Road to California

The show will be January 15, 2009

We will have a bus leaving the church at **8:30AM**


Arriving at the show around 10, leaving the show at **2:30**

and returning back to the church around 4:30PM

Trip cost-**\$25**

You need to sign up and pay by the Dec meeting

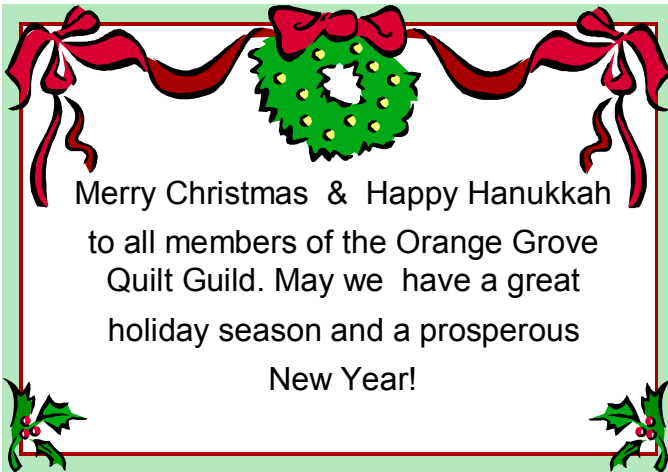
Donna Massey 714-847-0920



Members
whose last
names
Q thru T

Please bring
goodies to the
December
meeting

www.orangegrovequiltersguild.com

Merry Christmas & Happy Hanukkah
to all members of the Orange Grove
Quilt Guild. May we have a great
holiday season and a prosperous
New Year!



Gingers Quilt Shoppe
1120 Dewey Way, Suite B, Upland, CA 91786
(909) 920-3099

Everything...for the novice to advanced quilter!

- ❖ Top Quality Fabrics!
- ❖ Full Line of Notions!
- ❖ Classes!
- ❖ Books & Gift Items!
- ❖ Long Arm Quilting Services!

Mon - Fri 10 am - 7 pm Sat 10 am - 5 pm Sun 11 am - 4 pm



Moore's
Sewing Machines Ceiling Fans Vacuums
SPECIALISTS IN SALES & SERVICE
A THIRD GENERATION FAMILY BUSINESS

MISSION VIEJO • 25390 Marguerite Pkwy. • (949) 580-2520
HUNTINGTON BEACH • 16472 Beach Blvd. • (714) 596-3999
ORANGE • 2265 N. Tustin Ave. • (714) 279-6830
RIVERSIDE/CORONA • 10357 Magnolia Ave. #L. • (951) 688-6254
APPLE VALLEY • 19083-2 Bear Valley Rd. • (760) 240-4477
www.moores-sew.com

Quilting by Carol
Carol Munn
714-894-5644
Husqvarna Viking Mega Quilter
Sizes up to 105 inches wide
(Cannot do king size quilts)
Call for quote!

STEPH'S PET SITTING
*Over Night Stays *Pet Taxi *Medication Administered Free
Taffy Harper @ (714) 809-4107

Mail & newspaper collected.
Lawn & plants watered.

LICENSED, INSURED, BONDED, PET FIRST AID & CPR
CERTIFIED



Q's Longarm Quilting
Quick Turn Around
Satisfaction Guaranteed
Please call for an appointment.
714.963.1177
mike@QLQuilting.com www.QLQuilting.com

Material Possessions Quilt Shop
22600-C Lambert St., Suite 905
Lake Forest, Ca 92630
949-586-3418 fax 949-586-7125
www.quiltessentials.com e-mail quilt@quiltessentials.com

Jack & Wendy Hager

Hop On In...
Bunney Hutch Quilt 'N Sew
Quilting Fabrics, Notions, Classes and Retreats
JANOME Sewing Machine Sales
Expert Repair Service on All Makes and Models
KOALA sewing furniture/wood quilting products/complete sewing rooms

Jean-Marie Bunney-Lytton
Jerry Lytton
jm@bunneyhutch.com
www.bunneyhutch.com



4470 Cerritos Ave
Los Alamitos, CA 90720
(714) 226-9647
Fax (714) 226-9649
Outback (714) 226-9662



President's Message Home Sweet Home!!!! How good it feels to be

home again. Just two days before our last Guild Meeting my husband and I arrived home from another adventure. This one was to Utah and Arizona for a fabulous Photography Workshop where we both were participants. It is always fun to go, but as the saying goes, "There is not place like home." As I think about home, my heart goes out to all who have recently had their homes damaged or completely destroyed by the latest fires. Each day we must all be thankful for what we have as one never knows what tomorrow will bring.

Listening to Linda Ballard, our November guest speaker, was a real treat. She showed all of us different ways to look at quilt designs. She showed us many different ways of constructing traditional blocks by using various approaches to see an assortment of distinct patterns. All who attended her workshop had a great learning experience. We not only received a pattern dedicated to our Guild but we were recipients of many time-saving techniques. She is a dedicated teacher who has a wealth of information that she graciously shares. The day went by all too quickly as we stitched and applied Linda's hints.

It is hard to believe that the holidays are upon us. As I write this, Thanksgiving is rapidly approaching with Christmas not far behind!!! This year has flown by!! We have accomplished so much. I am anxious to see our tally board and it's final total. Because I am sure that many projects will be completed for the holidays, the final meeting to tally will be in January so that December can be included.

Speaking of getting projects done, we had eight ladies at Bea Vieira's Sandwich Party the end of October. Within two and one-half hours we had 58 quilts kitted so that others can take them and finish them for our philanthropic causes. The ladies present were: Barbara Purks, Bea Vieira, Carol Howerton, Cecilia Hosford, Ellen Roman, Marie Blash, Mary Stockard, and myself. Great job ladies. Remember, also, that at our December meeting we will have a Marine representative to pick up toy donations as well as our completed Christmas stockings and quilts.

Our December Guild meeting holds a couple of surprises. We will have the drawing for our 2008 opportunity Quilt. The \$6000 plus that it has raised will help to pay for the many speakers that we have throughout the year. I wonder who the lucky winner will be? There will also be a special present for each of our Guild members. However, you must be in attendance to pick up your gift. If you are unable to come to the December meeting you may pick up your gift at the January Meeting. You will not want to miss this special surprise!!!!

As our year comes to a close I would like to take a moment to say that it has been a wonderful time for me, I will treasure the memories. A giant thank you to my Board Members, Chairmen, and to all of you for making this year so special. Congratulations to our incoming Board and Chairmen. As your President for a second term, I look forward to working with all of them. I know that we will have another fabulous year.

This year is not quite over, there is still time to complete UFO's as well as new projects.

Please remember to "Keep On Quilting" because that is what we do.

Lots of hugs for all of you, *Joyce*

UNSUNG HEROES

CONGRATULATIONS!!!! to three special ladies who are our Unsung Heroes for the month of November. Ellen Roman, the lady with a constant smile, has done a fabulous job as First Vice President this past year. She has escorted each of our speakers in an elegant manner. She is one of the most organized ladies that I know. Georgan Zieres and Jody Burtch have done a great job of organizing and getting our denim shirts delivered to each of us. They, also, have done their job with a smile. Thank you ladies for your contributions. You have helped to make our Guild great!!!!

CHRISTMAS FOR THE MARINES

At our December meeting we will be donating new toys and/or clothing to the 3/1 Marines of Camp Pendleton. Items can range from newborn to teens. Please be generous and open your heart and purse to help these families have a wonderful Christmas. These Marines put their lives on the line for us daily and this is one way we can say "thank you" to them. Bring your donations to the Guild Meeting. Dave Sullivan will be on hand to accept our donations on behalf of the 3/1 and transport them to Camp Pendleton for us. We will also be giving them quilts and stockings. Questions: Marie Blash, 714 775 8004 or mblash@socal.rr.com

2009 Workshops

What a wonderful day of signups we had! Thank you to everyone who completed the forms and turned in their checks. As of now there is a waiting list for March with Billie Lauder, Hand Quilting with Marie Blash and Barbara Purks and September with Jan Krentz. A few others are getting close. Please don't let this stop you from getting on the waiting list. Most of the people who wait list usually get in the class. If we get enough people on the waiting list for August, we will add another class. Remember, you need to pay for your class at the time you sign up to guarantee your spot. Guild Workshops are the best bargain in town -- still only \$25.00.

Questions: Call or email Marie Blash , 714 775 8004, mblash@socal.rr.com or Ellen Roman, 949 642 4373, kenhutchins@roadrunner.com

SUSAN G KOMEN FOR THE CURE

Thanks to all of you for doing an awesome job collecting and saving those YOPLAIT LIDS for me. I really appreciate it.

Please continue to bring in your lids to our next meeting. That will be the last time I will be able to collect them. Please make sure that they are clean (I'd sincerely appreciate that!!) With last month's lid collection of 98 together with November's ofare you ready for this..... 305, brings our total for Orange Grove's collection to: 403. That is absolutely fabulous. Thanks again to all of you for being so supportive. As I have mentioned before 10 cents will go to OC Komen and 5 cents will go to my sorority's foundation (Zeta Tau Alpha) for breast cancer awareness and education.

VOLUNTEER'S NEED FOR ROAD TO CALIFORNIA 2009

We need 20 hours of white gloving at the show. We can do **One Hour shifts**, for those of you who are taking the bus.. Just insert two names in the two-hour slot and note which hour each would be working.

All volunteer positions require that you be in good physical health, with the ability to stand and walk for the two-hour shift. All volunteers must be 18 years or older for insurance requirements."

I will need to turn in our list of names by December 31, 2008.

If we are not able to get our hour's met, then this is what will happen.

2010 we will not be able to sell or show our opportunity quilt.

Then for 2011 & 2012 we will be placed on probation, which means that we will have to meet our hours before we are able to sell or show our opportunity quilt.

So please sign up to help!! Thank you, Taffy Harper

2nd Annial Annewel Yerly Okkayshunal Hogg Holler Hoedown and Moonshine Madness Awkshun

Janerary 14th, 2009 Doors open at 8:30am

The **Hogg Holler Hoedown** will be held at our regular January 14th meeting.

We will have **Musick** and maybe even a **Speshull** visitor or two from Hogg Holler itself.

We are also going to install our new officers for 2009.

We will have both **Oppurtoonitee Piles** and a **Live Awkshun**.

Tickets for the **Oppurtoonitee Piles** will be 2 for \$1, 12 for \$5, and 30 for \$10.

Tickets will be deposited into paper bags placed with each **Oppurtoonitee Pile**.

The winning tickets will be pulled at the end of the program.

We are also having the **Moonshine Madness Live Awkshun** where you can bid on finished quilt tops, complete block sets, even an Altos Quilt Cutting System valued at \$187.00.

Payment for **Awkshun items** is by cash or check only, no credit cards.

Remember that several committees will not be participating during this meeting:

Show and Tell ,Friends of the Library, Fabrics and Trims & Opportunity Baskets

We will still have Attendance Check-in, Library, Birthday Fat Quarters, Door Prizes, Block of the Month, Workshops and Philanthropy.

If you are scheduled to bring refreshments for this meeting, consider bringing something that fits the theme!

We will have Hot Cider and Coffee.

Cum meet Missy Gay-elle, Miz Hritz, Missy Joyce, Cuzzin SallieMae an all the gang frum Hogg Holler and remember

Cum in Costuum! Hit's more funn!

Luv frum Cuzzin SallieMae

For Sale : Brother Innov-is 4000D

Brother Innov-is 4000D (upgraded to a 4500D) embroidery Disney sewing machine. Used just 6 months. Threads itself! Dual USB ports. Jump stitches cut. 134 Disney designs and 282 additional designs-all built in. 1,000 stitches per minute. Larger "throat" designed for quilting. Call me if interested. \$3,6000. or make me an offer.

Lorna Fields 714-847-4742



ORANGE GROVE QUILTERS GUILD

MEMBERSHIP RENEWAL FORM FOR 2009

Please complete this form in its entirety. This form needs to be returned to me

ON OR BEFORE THE JANUARY 14, 2009 GUILD MEETING, together with your check for \$25.00 payable to O.G.Q.G.

Please clip or staple your check to this form and either mail it to me at the address below or bring it to the next guild meeting. In order for your name to be listed in the 2009 Membership Roster and Yearbook, your renewal must be to me no later than January 14, 2009. You may renew at a later date, but your name will not be in the 2009 Roster and Yearbook. (PLEASE COMPLETE EVEN IF ALL OF YOUR INFORMATION IS THE SAME AS LAST YEAR)

PLEASE PRINT CLEARLY:

Membership Number _____

Name: _____ Spouse _____

Street Address _____

City _____ State _____ Zip _____

Birthday: Month _____ Day _____

Phone: _____

Email: _____

(Please write "none" if you do not have email)

(If you ARE UNABLE TO PICK UP YOUR 2009 ROSTER AND WOULD LIKE IT MAILED TO YOU, INCLUDE AN EXTRA \$5.00 AND INITIAL HERE _____)

(IF YOU WOULD LIKE YOUR 2009 NEWSLETTER MAILED TO YOU BY FIRST CLASS POSTAGE, INCLUDE AN EXTRA \$12.00 AND INITIAL HERE _____)

(Everyone in the guild will receive the newsletter by the regular bulk postage, unless you pay extra for 1st class postage)

Thank You,

Nancy Post, Membership Chairperson

3282 Ruth Elaine Drive, Los Alamitos, Ca. 90720

562-431-7494 or weposts@earthlink.net

DATE PAID _____ TOTAL PAID _____ Nancy _____ Dianne _____

Payment: () Check Number _____ CASH _____ (PLEASE DO NOT MAIL CASH)



Opportunity 2008

The drawing for the 2008 Opportunity Quilt "Around Our Neighborhood" will be held at our December 3 guild meeting. Be sure to turn in your tickets before the drawing! To date, we have made over \$6000 with your help and support. It would be nice to top \$7000 so please turn in your tickets and money.

If you need additional tickets,
see Sally McKibben, Kay Davis, or Nancy Mastroianni at the next meeting.

“WE CAN QUILT IT”

Our Guild members continue to “Keep on Quilting” because that is what we do. It was a great honor for me to award three valiant ladies needle cases for the month of November. These ladies have not only “Kept on Quilting” but they also served our Nation in time of need. They were all members of the Military, serving in three different branches. Thank you for what you have done for our Country and for our Guild. It was my pleasure to honor Bobbie Haynes, Sherril Gerard, and Valerie Erskine. Congratulations ladies!!! Continue to move forward because “We Can Quilt It!!”

Ways ‘N’ Means

As I am writing this, I am inundated with the smell of smoke and watching the ash fall to the ground. It certainly has been a tragic three days in Southern California, something we always hope and pray isn’t going to happen. I really feel for all who lost their homes and precious memories.

We were fortunate this month to again have 3 baskets filled with lots of patterns, books, fat quarters and fat quarter packs as well as two wall hangs and many other items to few to mention. Thanks to you, we took in \$205.00 for our Guild.

The theme for December will of course be for the upcoming holidays so when going through your fabrics, books and etc. think of Ways N Means we would love to have some very festive baskets to give away.

Just to let you know, we will NOT have the Ways N Means baskets in January because of the Auction. The baskets will resume in February.

The winner’s for this month were: Ruth Cox, Eloise Sadler, and Taffy Harper

Have a very Blessed Thanksgiving everyone.

Reminder: The Guild meeting for December is the 3rd.

Lynette Ashton and Lorraine Jones



MEMBERSHIP REPORT

At this month's meeting we had 172 members, 7 guests and 3 new members. Please give a warm welcome to our following new members:

Marsha Hendler #1015

Helen Murray / John #1016


Shirley Bower / Roy #1017

Lorna Cordrey #1018

Just as a reminder, you will need to renew no later than January 14, 2009 in order to have your information listed in the 2009 Roster and Yearbook. You will still be able to renew anytime after the January 14th, 2009 date, but your information will not be received in time for Dianne Hoffman to include it in the 2009 Roster.

The 2009 Roster and Yearbook will be available on February 11, 2009.

See you at the *December 3rd* Holiday Meeting!



- Jan: Hogg Holler Hoedown
Auction
Bus Trip: Road to California
Quilt Show
- Feb Nancy Ota
Sashiko
- March: Billie Lauder
More Quick Tricks

Happy Quilting,
Nancy Post





Executive Real Estate

*"Selling the California Coast...
From Long Beach to San Clemente"®*



Carol Williams
Realtor

o: (714) 501-8147 o: (562) 987-4000 f: (562) 987-2030
3337 Colorado Street, Long Beach, CA 90814

Licence # 01705681 cwilliams95@socal.rr.com

Sheri Siedentop—Proprietor

The Quilt Cupboard

5246 Lampson Ave
Garden Grove, CA 92845



Phone: 714-891-8639 Cell 714-225-6910

<http://www.thequiltcupboard.net>
Email: sheri@thequiltcupboard.net

Philanthropy

In October we had 11 Christmas stockings turned in. There were also 13 quilts, 7 pillowcases and 8 tops. The door prizes were won by Lori McCoy fabric, Ingrid Vigeant a fat pack from Material Possessions, Judy Haisuka and Linda Majer won \$10.00 gift certificate from M & L, and Rose Viola won a \$25.00 Gift certificate from Singer Sewing Center. I am sorry these didn't appear in the last newsletter but I was having trouble with my computer.

This month you out did yourselves. There were 32 quilts, 6 tops, 4 pillowcases and 181 Christmas Stockings turned in. WOW!!!!



The door prizes went to Judy Haisuka \$10.00 gift certificate from Flying Geese, Ruth Cox Loralie fabric from Bunney Hutch, Stephanie Rumesburg a fat pack from Moores, Georgan Zieres \$10.00 gift certificate from Jenny's and Eva Jamar a Tee Shirt donated by Jo Casey.

Carol Howerton did a great job of organizing the stocking kits. We have no Christmas fabric in our stash except for one piece.

We will be having our give away in December. We are once again giving to the Marines. If any of you have quilts that you are completing and need a label to put on the back let me know. All the quilts that are giving away have a small label put on them.

Don't forget your old eye glasses, old cell phones and aluminum pull tabs.

Hope everyone had a Happy Thanksgiving and have a Merry Christmas or happy holidays. Questions??? Bea Vieira 714 968-5167 and Carol Howerton 714 964-1173



**BLOCK OF THE MONTH:**

Any questions? Call Bonnie Lippincott 949-380-8797

Setting Blocks on Point

Orange Grove Quilters Guild 2008 Block of the Month - November

There are a number of ways of completing your quilt. In July we discussed sashing, this month will be setting and corner triangles.

When making corner and setting triangles it is important to remember that although the triangles seem the same they are cut so their grain is placed to minimize the stretch when working with the triangles.

There is a formula for figuring what size triangles to cut depending on the finished size of your block. Although the triangles seem to be the same, their structure is different.

Corner triangles are half-square triangles created by cutting a square in half once diagonally to make two triangles with the straight grain on their short edges. The bias runs with the long edge—the edge that will be sewn to the corner blocks.

Setting triangles are quarter-square triangles, created by cutting a square in half twice diagonally to make four triangles with the straight grain on their long edges. The bias runs along the short edges and will be sewn to the side of a block in the finished quilt.

Corner Triangles

Take the finished block size and divide by 1.414. Note: Round up to the nearest 1/8". Add 7/8" to that number.

Cut two squares the size determined above. Cut each square in half diagonally for the four corner triangles.

Setting (Side) Triangles

Take the finished block size and multiply by 1.414. Note: Round up to the nearest 1/8".

This measurement equals the finished diagonal. Add 1-1/4" to that number to get the size of the square to cut. Cut this square in half diagonally twice to get four Setting Triangles.

Cut one square for every four side triangles needed for the quilt setting.

You may want to round the numbers up a bit for the setting triangles. You can trim the block to the correct size assuring that you have the 1/4" seams.

Assembling the Quilt

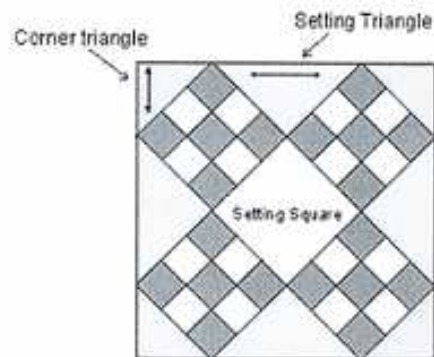
When you are ready to assemble the quilt lay out the triangles and corners with your

blocks. Begin sewing the quilt into rows starting at one corner. Your first row will have one corner block, two large setting "wing" triangles, and the corner triangle. Your second row will have three blocks, two wing triangles . . . etc. Each row will get larger as you get to

the center of the quilt. You may want to assemble the quilt rows together until there are two halves of the top and then sew the two halves together in one long seam.

After the top is together, use your ruler and rotary cutter to trim the edge of the quilt 1/4" away from the corners of the blocks at the quilt top edge. This gets rid of all the dog ears from sewing the rows together too.

Now that you know how to cut these triangles here is a handy chart of the most common block sizes.




Finished Block Size	Setting Triangles - Cut the Square this size, cut into 4 side Setting Triangles. (Cut each square, twice on the diagonal to make 4 triangles).	Corner Triangles - Cut the Square this size, cut into 2 corner setting triangles. (Cut each square once on the diagonal to make 2 triangles).
4"	6 7/8"	3 3/4"
5"	8 3/8"	4 1/2"
6"	9 3/4"	5 1/8"
7"	11 1/8"	5 7/8"
8"	12 5/8"	6 5/8"
9"	14"	7 1/4"
10"	15 1/2"	8"
11"	16 3/4"	8 5/8"
12"	18 1/4"	9 3/8"
13"	19 5/8"	10 1/8"
14"	21"	10 3/4"
15"	22 1/2"	11 1/2"



Show & Tell

Denise Nelms	Roses & Ivy, Trip Around World , 12 Days of Xmas
Carol Bock	Cathedral Windows
Yvonne Williams	Christmas Quilt, Safari, Garden Twist, Weathervane
Barbara Purks	Trees #2, Christmas Tree w/lights
Judi Smith	9 Patch w/Snowballs, Birthday Quilt, Disappearing 9 Patch
Joyce Oberle	Crinkle Cut Stars, Halloween Friends
Ellen Roman	Chilly Willy, Walk on the Beach
Cathy VanBruggen	Light the Way, Sweet Magnolias
Carol Logue	Mystery Quilt and students mystery quilts
Corni Quinlivan	Surf's Up,
Sally McKibben	Snowman Block Swap, Antique Friendship Quilt



Door Prizes

Moore's

FQ's Ramona Andrews, Ruth Ann Laws, Verla Lambert

Bunney Hutch

\$10 Gift Cert Georgan Zieres
Pillowcase Kit Kathy Osgood

Q's Long Arm Quilting

\$25 Gift Cert Gayle Wayne, Jo Casey

Jenny's

\$10 Gift Cert Helen Williams

Leah's

FQ's Stephanie Romesburg
Book Thayone Jones, Norma Millett

Material Possessions

Fat Quarters Carolyn Rhodes, Phyllis Derigo
\$15 Gift Cert Sara Forster

Tall Mouse

\$10 Gift Card Lynette Ashton

The Quilt Cupboard

\$10 Gift Cert Eloise Sadler, Glenna Tuomala

M&L

\$10 Gift Cert Judi Smith, Yvonne Williams

Flying Geese

\$10 Gift Cert Mary Langstor,
Mickey Mallevoid,
Denise Nelms

Guest Speaker Linda Ballard

Patterns Linda Gray
Sally Lansing
Phyllis Lehman

Quilters Garden

Gift Card Margaret Johnson
Charm Pack Carolyn Vieley



Birthdays

Dec 4 Linda Majer

Dec 6 Irene Roche Dec 6 Beth Stiel

Dec 8 Janey Bartley

Dec 10 Mary Kay O'Neill

Dec 10 Wynona Welty

Dec 10 Ingrid Woken

Dec 11 Ann M. Boutillier

Dec 12 Carol Bledsoe

Dec 12 Kathy Harvey

Dec 13 Merci Apodaca

Dec 15 Merry Carol McQuown

Dec 16 Lisa Hsueh


Dec 17 Marie Gray

Dec 20 Nita Randolph

Dec 22 Janet Smith

Dec 25 Mary T O'Driscoll

Dec 26 Peggy Fullmer



Dec 26 Eileen Hannan

Dec 26 Carol Howerton

Dec 28 Joan Morrow

Dec 29 Barbara Haynes

Dec 30 Barbara Tegel

Dec 31 Jean Cole

Dec 31 Fairy Earnest

Dec 31 Carol Matthews



Mel's Sewing Service

BERNINA
baby lock

Family Owned Since
1956

Sales & Repair
Authorized Dealers

ANAHEIM

947 N. Euclid -92801

Tel: 714.774.3460

Fax: 714.535.1126

email: melsana1@aol.com

Riccar
Vacuums



TUSTIN

600 E. First St. -92780

Tel: 714.669.0583

Fax: 714.689.0907

www.melssewing.com

Flying Geese Fabric
A Quilter's Shop & More



Susan Manion & Marilyn Lunetto

In Old Town Tustin

307 El Camino Real

Tustin, CA 92780

info@flyinggeesefabric.com

714-544-9349

Mon & Wed 10:00am-7:00pm

Tues, Thurs 10:00am-6:00pm

Fri & Sat 10:00am-5:00pm

www.flyinggeesefabric.com