

Mint UK - company report of MARKS & SPENCER SIMPLY FOODS LIMITED

MARKS & SPENCER SIMPLY FOODS LIMITED

Registered number: 04739922

Identification

Registered number	04739922	DUNS number	73-476-0437
Legal form	Private Limited	Incorporation date	22/04/2003
Status	Active	Latest accounts	31/03/2013
Global Ultimate Owner	The GUO of this controlled subsidiary is MARKS AND SPENCER GROUP P.L.C.		
Previous name(s)	RUBY PROPERTIES (NEASDEN) LIMITED until 13/01/2006		

Contact address information

Address	St Georges Hospital Blackshaw Road London LONDON SW17 0QT England
Phone	02082836294
Web site	www.marksandspencer.com

R/ O address

	Waterside House 35 North Wharf Road London W2 1NW England
Phone	020 - 7935 4422

Activities**UK SIC (2007) codes****Primary code**

68320 - Management of real estate on a fee or contract basis

All codes

68320 - Management of real estate on a fee or contract basis

Trade description

The retail of food. (Source: Jordans)

Mint UK - company report of MARKS & SPENCER SIMPLY FOODS LIMITED

Overview

The company is a British firm primarily engaged in the management and development of real estate properties on a fee or contract basis. The company, previously named as Ruby Properties (Neasden) Limited, was incorporated in April 2003. It has its registered business office in London, the United Kingdom.

The company operates as a real estate management company for Marks&Spencer plc that manages and develops the group's retail and commercial properties within the United Kingdom. Its parent company Marks&Spencer plc has more than 600 stores located throughout the United Kingdom, this includes its largest store at Marble Arch, London. In addition, the company has approximately 240 stores worldwide, including more than 219 franchise businesses, operating in 34 countries.

Industry profiles from MarketLine where the company is a subsidiary of a mentioned company

Date	Title	PDF (size)	Geographical scope	Leading companies
01/ 04/ 2013	Homewares in Europe	PDF (677 KB)		Carrefour S.A. Ikea Group Marks and Spencer Group plc Metro AG
01/ 02/ 2013	Luggage & Leather Goods in Europe	PDF (1047 KB)		Macintosh Retail Group NV Marks and Spencer Group plc PPR
01/ 12/ 2012	Womenswear in Europe	PDF (1027 KB)		C&A Europe H & M Hennes & Mauritz AB Industria de Diseno Textil, S.A. Marks and Spencer Group plc
01/ 02/ 2013	Apparel Retail in the United Kingdom	PDF (1062 KB)		Arcadia Group Limited Marks and Spencer Group plc Mothercare plc NEXT plc
01/ 04/ 2013	Homewares in the United Kingdom	PDF (681 KB)		Home Retail Group Plc Ikea Group Marks and Spencer Group plc Next Plc
01/ 02/ 2013	Luggage & Leather Goods in the United Kingdom	PDF (1079 KB)		Debenhams plc John Lewis Partnership plc Marks and Spencer Group plc
01/ 12/ 2012	Womenswear in the United Kingdom	PDF (1067 KB)		Arcadia Group Limited H & M Hennes & Mauritz AB

Mint UK - company report of MARKS & SPENCER SIMPLY FOODS LIMITED

01/ 12/ 2012 Womenswear in the
United Kingdom

H & M Hennes & Mauritz
AB

01/ 02/ 2013 Global Luggage &
Leather Goods **PDF (1026 KB)**

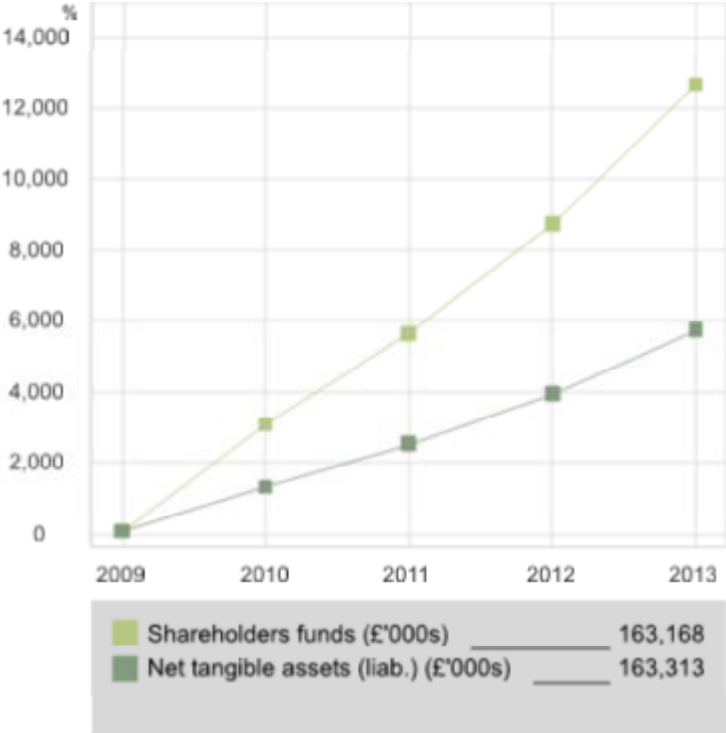
Marks and Spencer Group
plc
NEXT plc
J. C. Penney Corporation,
Inc.
Marks and Spencer Group
plc
Sears Holdings
Corporation

Key financials & employees

	31/03/2013 12 months £'000s Uncons.	31/03/2012 12 months £'000s Uncons.	31/03/2011 12 months £'000s Uncons.	31/03/2010 12 months £'000s Uncons.	31/03/2009 12 months £'000s Uncons.
Turnover	562,031	482,902	419,223	370,279	314,313
Profit/Loss before tax	67,508	54,585	46,382	42,795	-2,302
Net tangible assets (liab.)	163,313	112,119	72,057	38,160	2,841
Shareholders funds	163,168	111,791	71,497	37,669	-1,311
Profit margin (%)	12.01	11.30	11.06	11.56	-0.73
Return on shareholders funds (%)	41.37	48.83	64.87	113.61	n.s.
Return on capital employed (%)	41.34	48.68	64.37	112.15	-81.03
Liquidity ratio	1.72	1.55	1.35	1.10	0.68
Gearing ratio (%)	115.96	137.82	180.20	285.69	n.s.
Number of employees	3,783	3,776	3,286	3,026	3,204

Mint UK - company report of MARKS & SPENCER SIMPLY FOODS LIMITED

GRAPHS - KEY DATA ITEMS



Peer report

■ Companies closest to the subject company selected according to: Turnover

Mint UK - company report of MARKS & SPENCER SIMPLY FOODS LIMITED

■ Size of the peer group: 10

■ Selected reference year: Last avail. year

Balance sheet and P/L accounts items

Company name	Last avail. year	Turnover £'000s		Profit/Loss before tax £'000s		Net tangible assets (liab.) £'000s		Shareholders funds £'000s		Number of employees	
<i>Average</i>		<i>361,694</i>		<i>31,222</i>		<i>911,630</i>		<i>218,545</i>		<i>853</i>	
TRILLIUM HOLDINGS LIMITED	2013	710,909	(1)	111,621	(1)	1,035,162	(4)	301,676	(3)	790	(4)
TRILLIUM (PRIME) LIMITED	2013	545,481	(4)	3,893	(9)	54,718	(10)	46,830	(9)	3	(10)
TRILLIUM (PRIME) PROPERTY GP LIMITED	2013	572,518	(2)	74,013	(2)	923,252	(5)	330,886	(2)		
MARKS & SPENCER SIMPLY FOODS LIMITED	2013	562,031	(3)	67,508	(3)	163,313	(8)	163,168	(4)	3,783	(1)
INTU SHOPPING CENTRES PLC	2012	370,500	(5)	67,200	(4)	3,966,800	(1)	1,121,400	(1)	73	(7)
ASPIRE DEFENCE LIMITED	2012	286,837	(6)	13,023	(7)	1,650,110	(3)	72,419	(8)	10	(8)
ASPIRE DEFENCE HOLDINGS LIMITED	2012	286,837	(6)	13,187	(6)	1,657,014	(2)	73,378	(7)	10	(8)
CBRE LIMITED	2012	214,290	(8)	13,614	(5)	224,814	(6)	128,347	(6)	1,672	(2)
NATIONAL CAR PARKS LIMITED	2013	197,411	(9)	-12,871	(10)	180,381	(7)	131,137	(5)	1,217	(3)
MWB BUSINESS EXCHANGE LIMITED	2012	121,080	(10)	-14,854	(11)	22,067	(11)	8,633	(11)	485	(6)
VALUE RETAIL PLC	2012	110,741	(11)	7,103	(8)	150,298	(9)	26,126	(10)	489	(5)

Ratios

Company name	Last avail. year	Profit margin (%)		Return on shareh. funds (%)		Return on capital employed (%)		Liquidity ratio		Gearing ratio (%)	
<i>Average</i>	<i>LY</i>	<i>5.69</i>		<i>0.63</i>		<i>1.96</i>		<i>9.99</i>		<i>277.62</i>	
TRILLIUM HOLDINGS LIMITED	2013	15.70	(2)	37.00	(2)	10.06	(2)	1.11	(9)	276.19	(4)
TRILLIUM (PRIME) LIMITED	2013	0.71	(9)	8.31	(8)	7.11	(4)	1.71	(7)	16.84	(9)
TRILLIUM (PRIME) PROPERTY GP LIMITED	2013	12.93	(3)	22.37	(4)	8.02	(3)	2.55	(4)	182.92	(7)
MARKS & SPENCER SIMPLY FOODS LIMITED	2013	12.01	(4)	41.37	(1)	41.34	(1)	1.72	(6)	115.96	(8)
INTU SHOPPING CENTRES PLC	2012	18.14	(1)	5.99	(9)	1.69	(7)	0.09	(11)	332.10	(3)
ASPIRE DEFENCE LIMITED	2012	4.54	(8)	17.98	(5)	0.79	(9)	48.29	(1)		
ASPIRE DEFENCE HOLDINGS LIMITED	2012	4.60	(7)	17.97	(6)	0.80	(8)	47.76	(2)		
CBRE LIMITED	2012	6.35	(6)	10.61	(7)	4.25	(6)	1.74	(5)	234.74	(6)
NATIONAL CAR PARKS LIMITED	2013	-6.52	(10)	-9.81	(10)	-7.14	(10)	1.24	(8)	421.19	(2)
MWB BUSINESS EXCHANGE LIMITED	2012	-12.27	(11)	-172.06	(11)	-50.09	(11)	0.53	(10)	269.88	(5)

Mint UK (Data update 12980 - 08/05/2014) - 08/05/2014
© BvD

Page 5

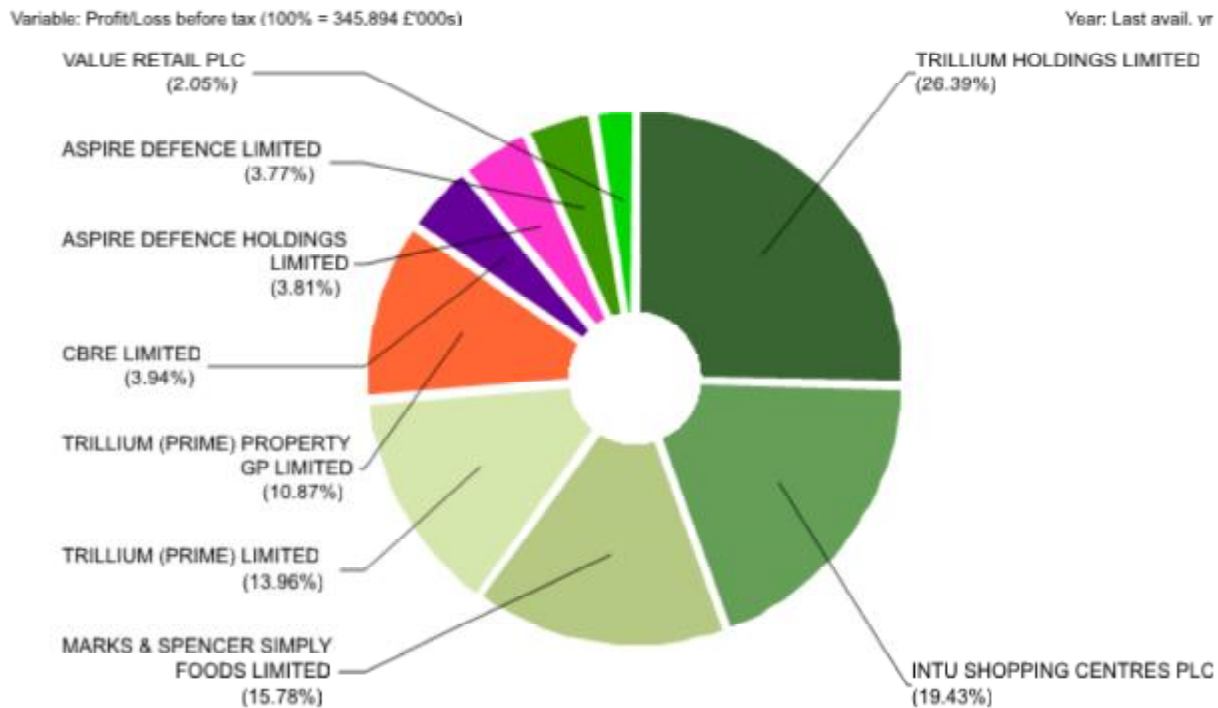
Mint UK - company report of MARKS & SPENCER SIMPLY FOODS LIMITED

VALUE RETAIL PLC	2012	6.41	(5)	27.19	(3)	4.73	(5)	3.19	(3)	648.69	(1)
------------------	------	------	-----	-------	-----	------	-----	------	-----	--------	-----

The figures displayed between brackets show the position of the company within the group

Peer report graph

- Breakdown according to: Profit/Loss before tax
- Selected group size: 10
- Selected reference year: Last avail. yr



Company(ies) not included in the pie chart

Variable : Profit/Loss before tax (£'000s)	Year: Last avail. yr
NATIONAL CAR PARKS LIMITED	-6,999
MWB BUSINESS EXCHANGE LIMITED	-14,854

Credit score & rating

Current QuiScore	(30/03/2013)	93	
Previous QuiScore	(30/03/2012)	92	
QuiRating (£)		999,999	

Proper assessment of this company will require consideration of the ultimate owner : MARKS AND SPENCER GROUP P.L.C.

Mint UK - company report of MARKS & SPENCER SIMPLY FOODS LIMITED

Historical credit score & rating

	Current	31/03/2013	31/03/2012	31/03/2011	31/03/2010	31/03/2009
QuiScore	93	92	92	92	91	48
QuiScore comment	Secure	Secure	Secure	Secure	Secure	Normal
QuiRating (GBP)	999,999	999,999	999,999	999,999	999,999	n.a.

Current directors

	Name	Role	Occupation	Appointment date
1.	Mr Clem Charalambos Constantine	Director	Accountant	01/03/2006
2.	Mr Steven Derek Esom	Director	Director	03/09/2007
3.	Miss Amanda Mellor	Director	Finance Manager	30/07/2009
4.	Mr Steven Rowe	Director	Director	21/11/2012
5.	Mr Robert John Ivens	Company Secretary	Company Secretary	22/04/2003

Previous directors

	Name	Role	Occupation	Appointment date	Resignation date
1.	Mr John William Dixon	Director	Director	15/10/2008	21/11/2012
2.	Mr Steven Derek Esom	Director	Director	03/09/2007	01/07/2008
3.	Mr Guy Charles Farrant	Director	Director	07/03/2006	31/03/2008
4.	Mrs Eileen Mary Haughey	Director	Director	29/11/2005	28/02/2009
5.	Mr Graham John Oakley	Director	Director	22/04/2003	01/09/2009
6.	Miss Alison Clare Reed	Director	Chartered Accountant	22/04/2003	30/04/2005
7.	Chris Williams	Director	Chartered Surveyor	22/04/2003	31/12/2005

Key contacts**Contacts at branch addresses**

	Name	Position
1.	Mr Clem Constantine	Director
2.	Mr Rao Gudimalla	Store Manager
3.	Mr Robert Ivens	Company Secretary
4.	Miss Amanda Mellor	Director
5.	Mr Stephen Rowe	Director

© BvD

Mint UK - company report of MARKS & SPENCER SIMPLY FOODS LIMITED

Function

Executive Contact
 Operations Contact
 Admin Contact
 Executive Contact
 Executive Contact

The purpose of the contact data section is to provide the names of individuals in key areas of a business who are located at any the addresses linked to the displayed company. However, there is no guarantee that there is any legal relationship between each person displayed and the company report they appear on.

LinkedIn contacts

The corporate group

**Current definition of the UO: The Ultimate Owner can be a corporate only.
 Global Ultimate Owner (GUO) MARKS AND SPENCER GROUP P.L.C.(GB)**

The companies **underlined** and displayed in **bold black** are available on **Mint UK**.
 The companies underlined and displayed in grey are available on Mint Global.

	Subsidiary name	Source date	Op. rev. £'000s	Tot. assets £'000s	Employees	Country	Postcode area	NACE Rev. 2.0
1.	<u>MINTERTON SERVICES LIMITED</u>	05/2013	310	304	n.a.	GB	W2	6420
2.	<u>M.S. GENERAL INSURANCE LP</u>	03/2012	n.a.	n.a.	n.a.	GB		
3.	<u>MARKS & SPENCER SIMPLY FOODS LIMITED</u>	03/2012	562,031	368,717	3,783	GB	SW17	6832
4.	<u>MARKS AND SPENCER (ASIA PACIFIC) LIMITED</u>	03/2012	n.a.	n.a.	750	HK		4645
5.	<u>MARKS AND SPENCER B.V.</u>	03/2012	n.a.	16,000	1	NL		6420
6.	<u>MARKS AND SPENCER INTERNATIONAL HOLDINGS LIMITED</u>	03/2012	2,133	796,491	n.a.	GB	W1U	7010
7.	<u>PER UNA GROUP LIMITED</u>	03/2012	255,290	94,760	108	GB	GL56	4771
8.	<u>MARKS AND SPENCER PENSION TRUST LIMITED</u>	01/2014	0	105	n.a.	GB	M50	6530
9.	<u>MARKS AND SPENCER (INITIAL LP) LIMITED</u>	03/2014	0	0	n.a.	GB	EH3	
10.	<u>MARKS AND SPENCER P.L.C.</u>	03/2014	10,027,000	10,115,000	81,734	GB	W2	4719
10.1.	<u>AMETHYST LEASING (HOLDINGS) LIMITED</u>	03/2014	n.a.	0	n.a.	GB	W2	4110
10.2.	<u>BUSYEXPORT LIMITED</u>	03/2014	1,423	17,548	n.a.	GB	W2	6832
10.3.	<u>M & S LIMITED</u>	03/2014	n.a.	0	n.a.	GB	W1D	
10.4.	<u>M&S VENTURES LIMITED</u>	03/2014	n.a.	1	n.a.	GB	W1U	
10.5.	<u>MARKS & SPENCER OUTLET LIMITED</u>	03/2014	17,605	n.a.	1,616	GB	W2	4719
10.6.	<u>MARKS & SPENCER SIMPLY FOODS LIMITED</u>	03/2014	562,031	368,717	3,783	GB	SW17	6832
10.7.	<u>MARKS AND SPENCER (PROPERTY INVESTMENTS) LIMITED</u>	03/2014	n.a.	36,651	n.a.	GB	W2	6832
10.8.	<u>MARKS AND SPENCER (PROPERTY VENTURES) LIMITED</u>	03/2014	300	6,619	n.a.	GB	W2	6832
10.9.	<u>MARKS AND SPENCER 2005 (BROOKLANDS STORE) LIMITED</u>	03/2014	1,588	37,977	n.a.	GB	W2	6832
10.10.	<u>MARKS AND SPENCER 2005 (CHESTER SATELLITE STORE) LIMITED</u>	03/2014	766	15,866	n.a.	GB	W2	6832
10.11.	<u>MARKS AND SPENCER 2005 (CHESTER STORE) LIMITED</u>	03/2014	1,110	26,665	n.a.	GB	W2	6832
10.12.	<u>MARKS AND SPENCER 2005 (FIFE ROAD KINGSTON STORE) LIMITED</u>	03/2014	118	1,990	n.a.	GB	W2	6832
10.13.	<u>MARKS AND SPENCER 2005 (GLASGOW SAUCHIEHALL STORE) LIMITED</u>	03/2014	696	14,980	n.a.	GB	W2	6832
10.14.	<u>MARKS AND SPENCER 2005 (HEDGE END STORE) LIMITED</u>	03/2014	2,521	77,943	n.a.	GB	W2	6832

Mint UK (Data update 12980 - 08/05/2014) - 08/05/2014

Page 8

© BvD

Mint UK - company report of MARKS & SPENCER SIMPLY FOODS LIMITED

	Subsidiary name	Source date	Op. rev. £'000s	Tot. assets £'000s	Employees	Country	Postcode area	NACE Rev. 2.0
10.15.	<u>MARKS AND SPENCER 2005 (KENSINGTON STORE) LIMITED</u>	03/2014	1,353	35,047	n.a.	GB	W2	6832
10.16.	<u>MARKS AND SPENCER 2005 (KINGSTON-ON-THAMES SATELLITE STORE) LIMITED</u>	03/2014	1,354	25,787	n.a.	GB	W2	6832
10.17.	<u>MARKS AND SPENCER 2005 (KINGSTON-ON-THAMES STORE) LIMITED</u>	03/2014	1,516	40,322	n.a.	GB	W2	6832
10.18.	<u>MARKS AND SPENCER 2005 (PARMAN HOUSE KINGSTON STORE) LIMITED</u>	03/2014	164	4,376	n.a.	GB	W2	6832
10.19.	<u>MARKS AND SPENCER 2005 (PUDSEY STORE) LIMITED</u>	03/2014	2,181	68,876	n.a.	GB	W2	6832
10.20.	<u>MARKS AND SPENCER 2005 (WARRINGTON GEMINI STORE) LIMITED</u>	03/2014	1,857	61,333	n.a.	GB	W2	6832
10.21.	<u>MARKS AND SPENCER FRANCE LIMITED</u>	03/2014	23,590	27,474	197	GB	W2	6832
10.22.	<u>MARKS AND SPENCER INTERNATIONAL HOLDINGS LIMITED</u>	03/2014	2,133	796,491	n.a.	GB	W1U	7010
10.23.	<u>MARKS AND SPENCER PROPERTY HOLDINGS LIMITED</u>	03/2014	413	34,239	n.a.	GB	W1U	7010
10.24.	<u>MARKS AND SPENCER SCM LIMITED</u>	03/2014	1,000	11,000	n.a.	GB	M3	8299
10.25.	<u>MARKS AND SPENCER SHARED SERVICES LIMITED</u>	03/2014	11,420	453	348	GB	W2	8299
10.26.	<u>MARKS AND SPENCER VENTURES LIMITED</u>	03/2014	n.a.	<0,5	n.a.	GB	W1U	8299
10.27.	<u>PER UNA GROUP LIMITED</u>	03/2014	255,290	94,760	108	GB	GL56	4771
10.28.	<u>RUBY PROPERTIES (CUMBERNAULD) LIMITED</u>	03/2014	1,840	14,556	n.a.	GB	W2	6832
10.29.	<u>RUBY PROPERTIES (ENFIELD) LIMITED</u>	03/2014	2,108	23,211	n.a.	GB	W2	6832
10.30.	<u>RUBY PROPERTIES (HARDWICK) LIMITED</u>	03/2014	1,251	12,401	n.a.	GB	W2	6832
10.31.	<u>RUBY PROPERTIES (LONG EATON) LIMITED</u>	03/2014	1,222	11,414	n.a.	GB	W2	6832
10.32.	<u>RUBY PROPERTIES (THORNCLIFFE) LIMITED</u>	03/2014	694	8,196	n.a.	GB	W2	6832
10.33.	<u>RUBY PROPERTIES (TUNBRIDGE) LIMITED</u>	03/2014	1,307	9,540	n.a.	GB	W2	6832
10.34.	<u>ST. MICHAEL FINANCE P.L.C.</u>	03/2014	652	55,833	n.a.	GB	W2	6499
10.35.	<u>MANFORD (TEXTILES) LIMITED</u>	03/2014	n.a.	28	n.a.	GB	W1U	
10.36.	<u>MARKS AND SPARKS LIMITED</u>	03/2014	n.a.	0	n.a.	GB	W1U	
10.37.	<u>MARKS AND SPENCER (NORTHERN IRELAND) LIMITED</u>	03/2014	n.a.	0	n.a.	GB	BT3	
10.38.	<u>SIMPLY FOOD (PROPERTY VENTURES) LIMITED</u>	03/2014	765	21,072	n.a.	GB	W1U	
11.	<u>MARKS AND SPENCER (NEDERLAND) B.V.</u>	03/2014	n.a.	174,000	1	NL		6420
12.	<u>MARKS & SPENCER MARINOPOULOS GREECE S.A.</u>	03/2012	45,000	19,000	492	GR		4771
13.	<u>MARKS AND SPENCER CZECH REPUBLIC, A.S.</u>	03/2012	48,000	22,000	750	CZ		4771

Controlling shareholders

BvD Independence Indicator: D**Current definition of the UO: The Ultimate Owner can be a corporate only.**The companies **underlined** and displayed in **bold black** are available on **Mint UK**.

Shareholder name	Direct (%)	Total (%)	Source date	Op. rev. £'000s	Tot. assets £'000s	Employees	Country
Path from the GUO to the subject company							
MARKS AND SPENCER GROUP P.L.C. (Domestic and Global UO)	WO	WO	03/2014	10,027,000	7,362,000	57,518	GB
MARKS AND SPENCER P.L.C.	WO	WO	03/2014	10,027,000	10,115,000	81,734	GB
MARKS & SPENCER SIMPLY FOODS LIMITED				562,031	368,717	3,783	GB

Mint UK - company report of MARKS & SPENCER SIMPLY FOODS LIMITED

Postcode
area

W2

W2

SW17

* = For an insurance company the corresponding value is the Gross Premium Written and for a bank it is the Operating Income (memo)

Shareholders

BvD Independence Indicator: D

The companies underlined and displayed in **bold black** are available on **Mint UK**.

	Shareholder name	Direct (%)	Total (%)	Source date	Variation	Op. rev. £'000s	Tot. assets £'000s	Employees	Country
1.	<u>MARKS AND SPENCER GROUP P.L.C.</u>	-	100.00	03/2012		10,027,000	7,362,000	57,518	GB
2.	<u>MARKS AND SPENCER P.L.C.</u>	WO	WO	03/2014		10,027,000	10,115,000	81,734	GB

Postcode
area

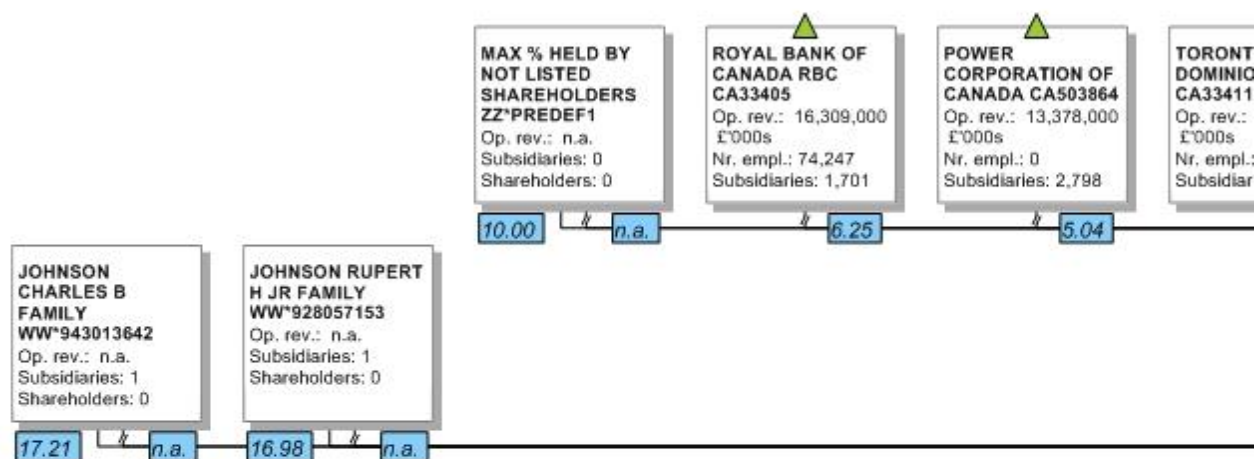
W2

W2

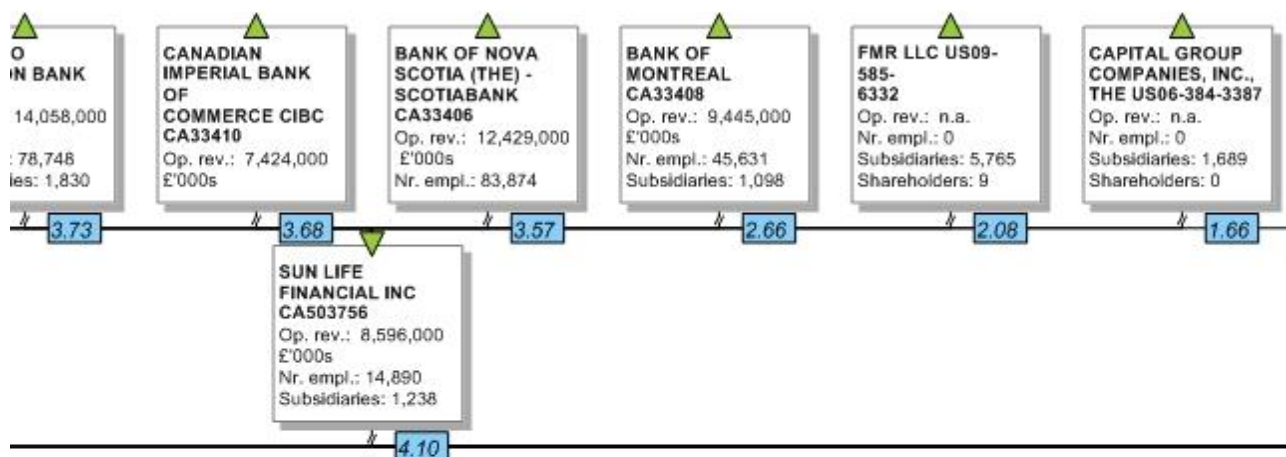
* = For an insurance company the corresponding value is the Gross Premium Written and for a bank it is the Operating Income (memo)

Mint UK - company report of MARKS & SPENCER SIMPLY FOODS LIMITED

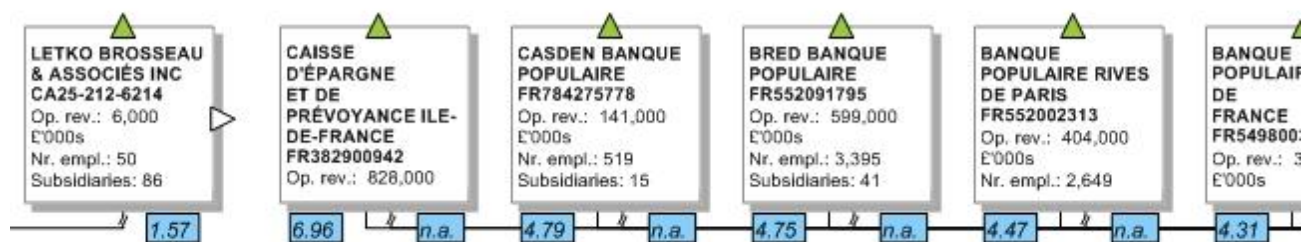
Ownership tree



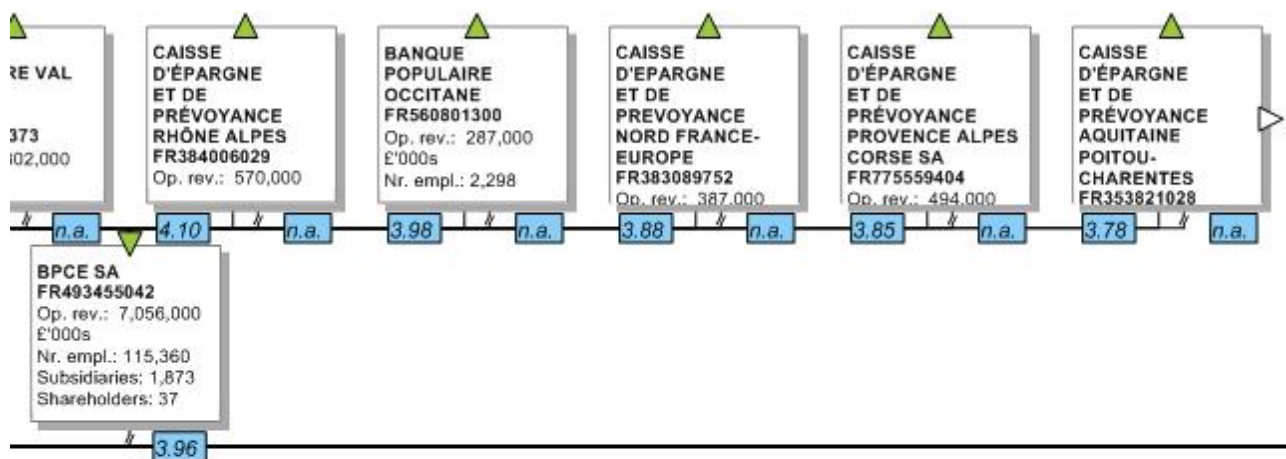
Mint UK - company report of MARKS & SPENCER SIMPLY FOODS LIMITED



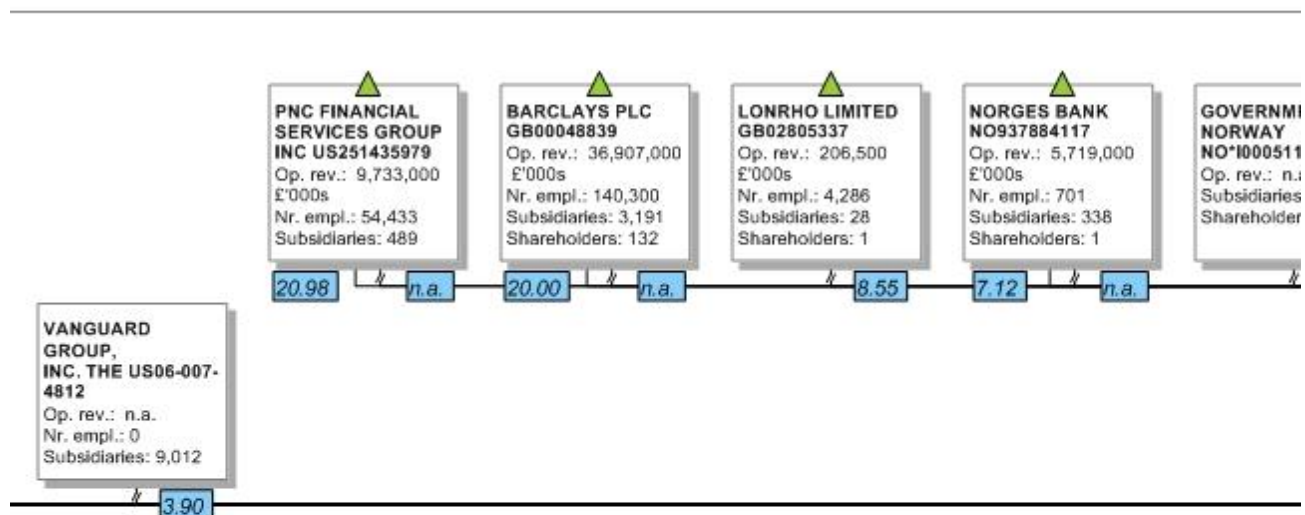
Mint UK - company report of MARKS & SPENCER SIMPLY FOODS LIMITED



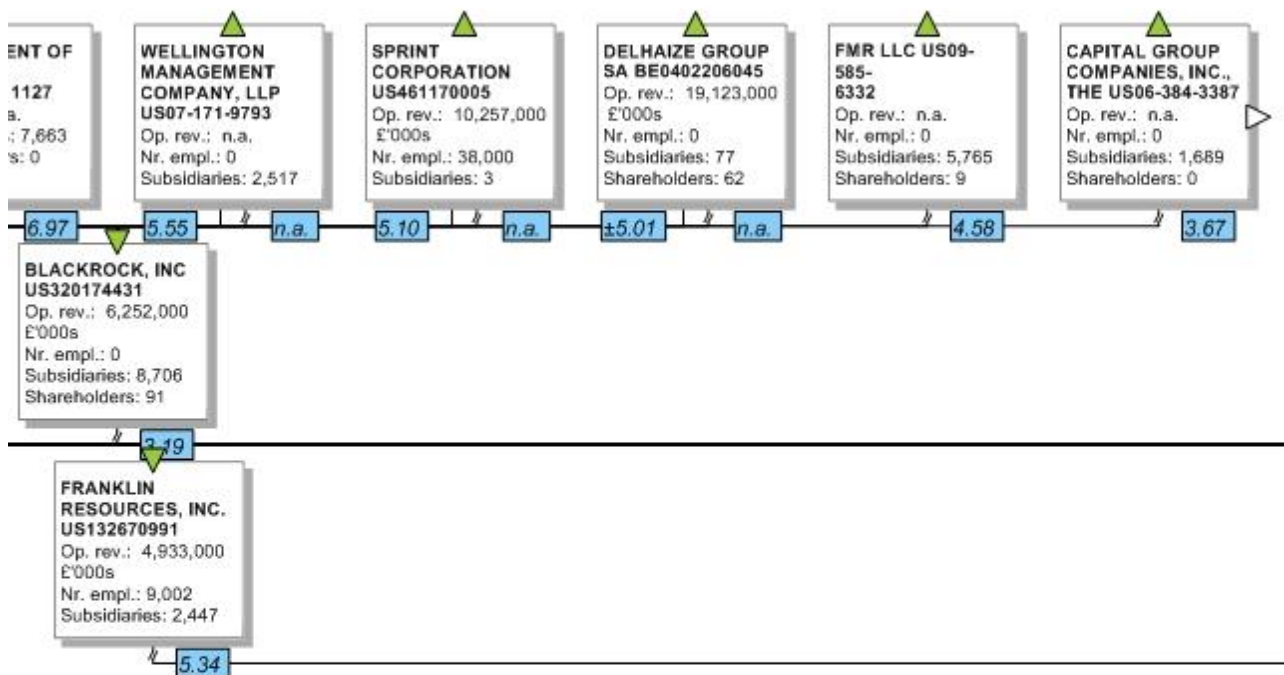
Mint UK - company report of MARKS & SPENCER SIMPLY FOODS LIMITED



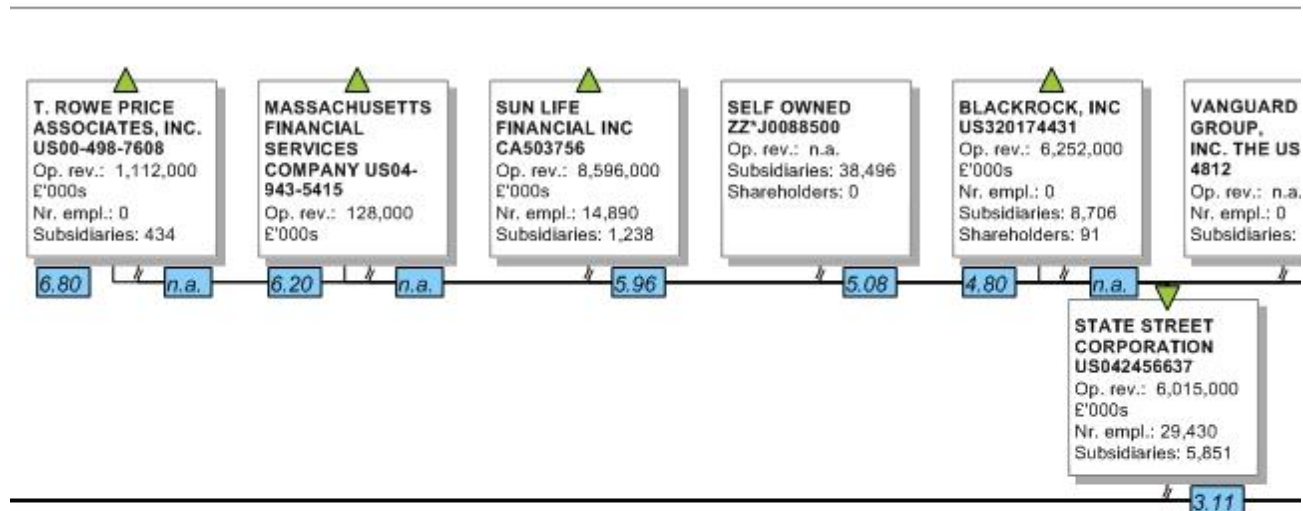
Mint UK - company report of MARKS & SPENCER SIMPLY FOODS LIMITED



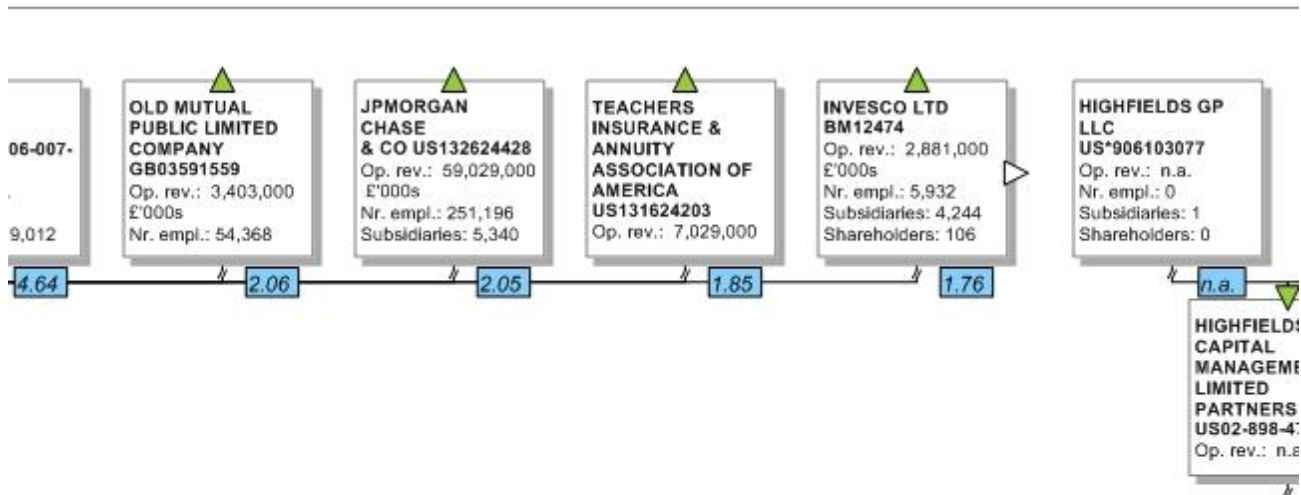
Mint UK - company report of MARKS & SPENCER SIMPLY FOODS LIMITED



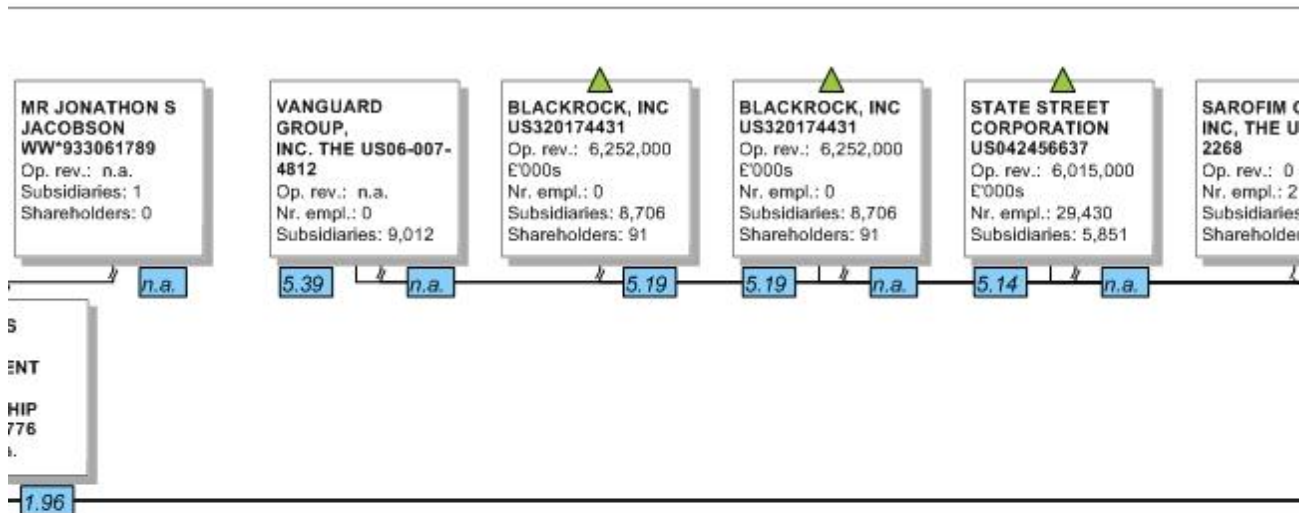
Mint UK - company report of MARKS & SPENCER SIMPLY FOODS LIMITED



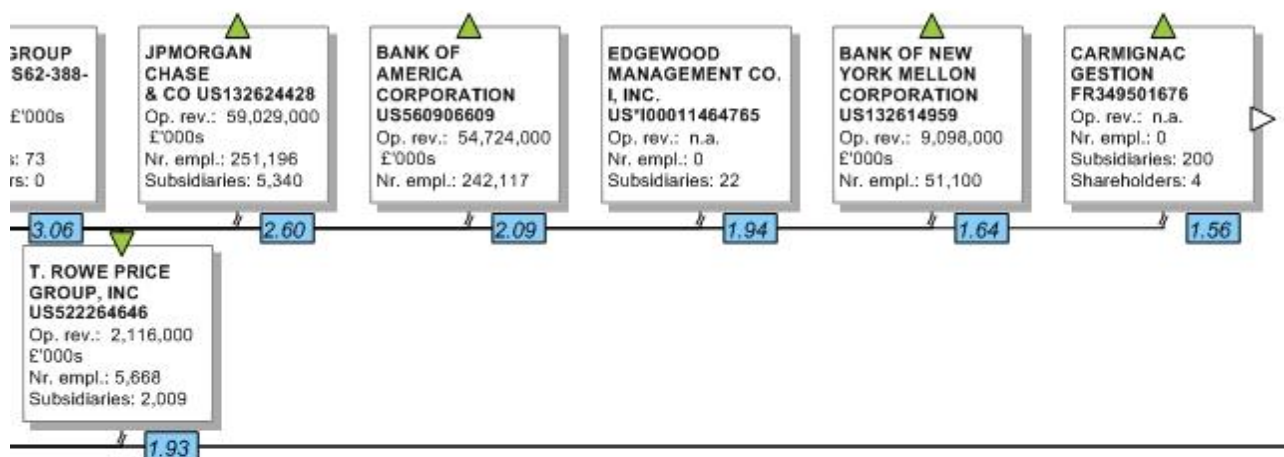
Mint UK - company report of MARKS & SPENCER SIMPLY FOODS LIMITED



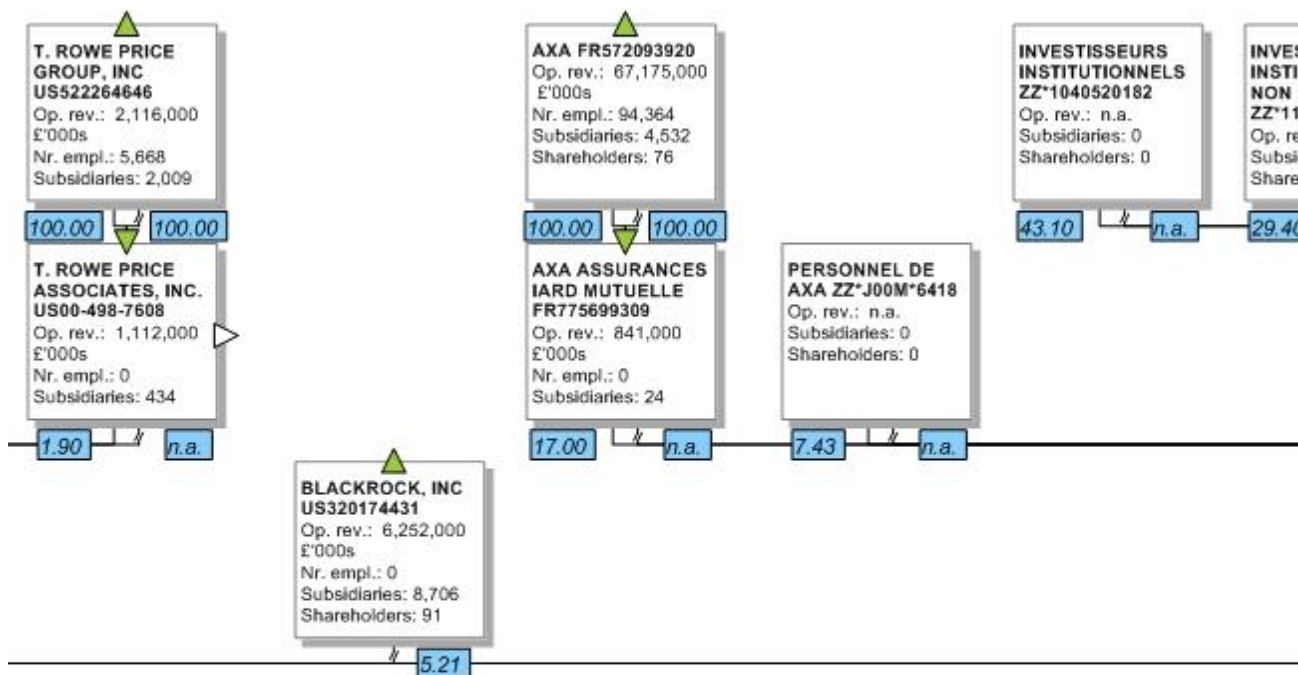
Mint UK - company report of MARKS & SPENCER SIMPLY FOODS LIMITED



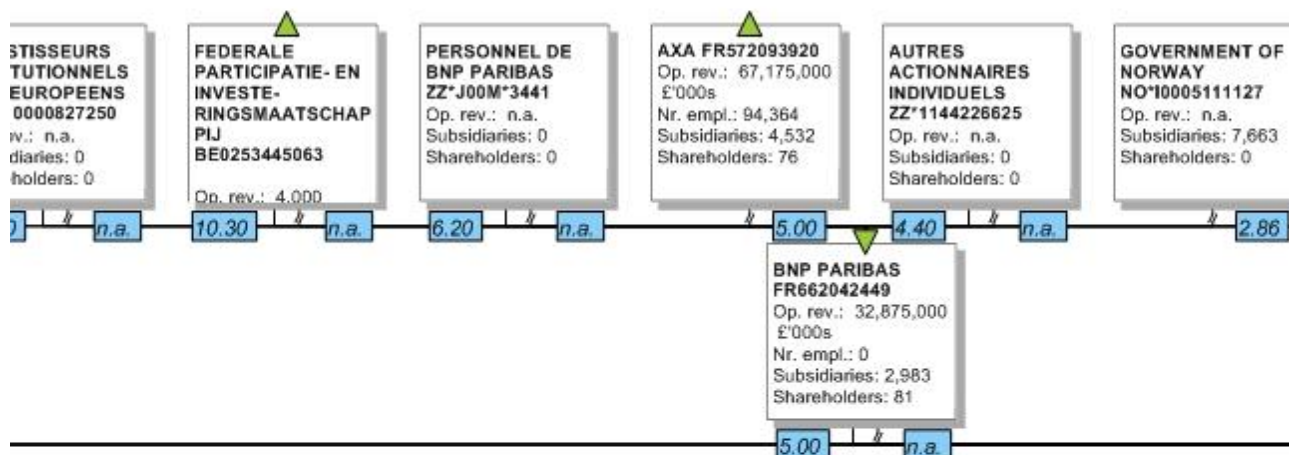
Mint UK - company report of MARKS & SPENCER SIMPLY FOODS LIMITED



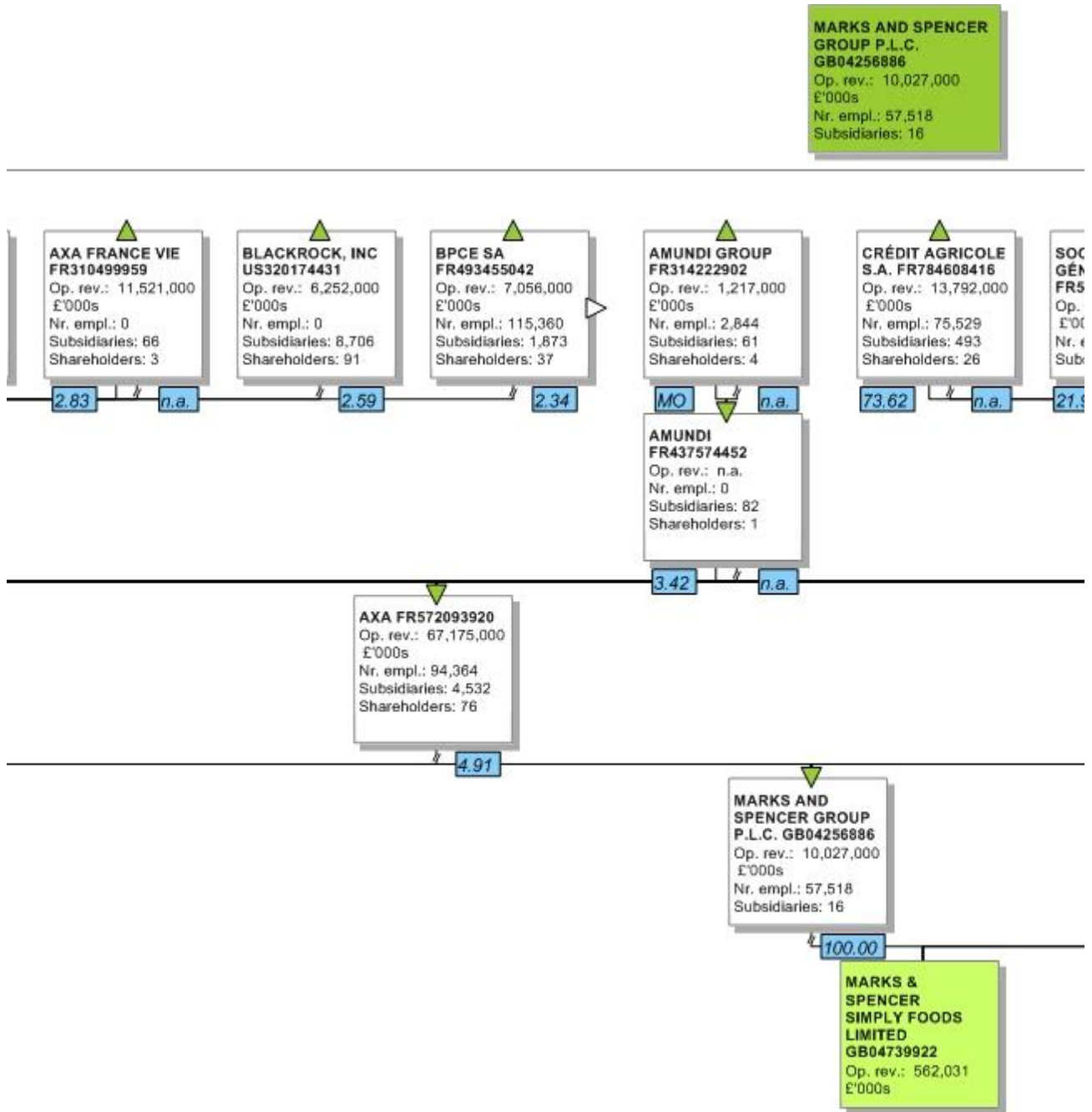
Mint UK - company report of MARKS & SPENCER SIMPLY FOODS LIMITED



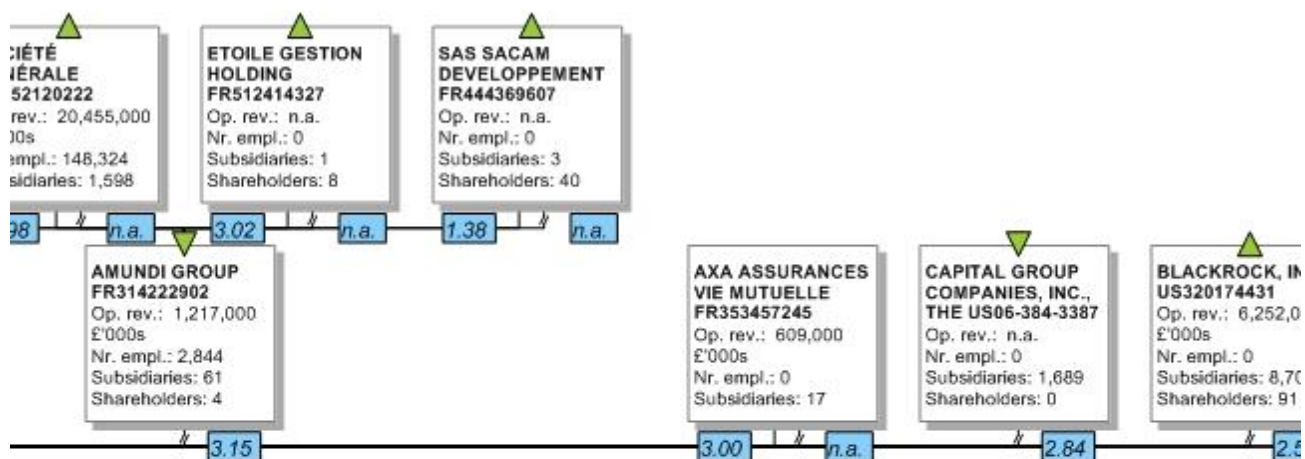
Mint UK - company report of MARKS & SPENCER SIMPLY FOODS LIMITED



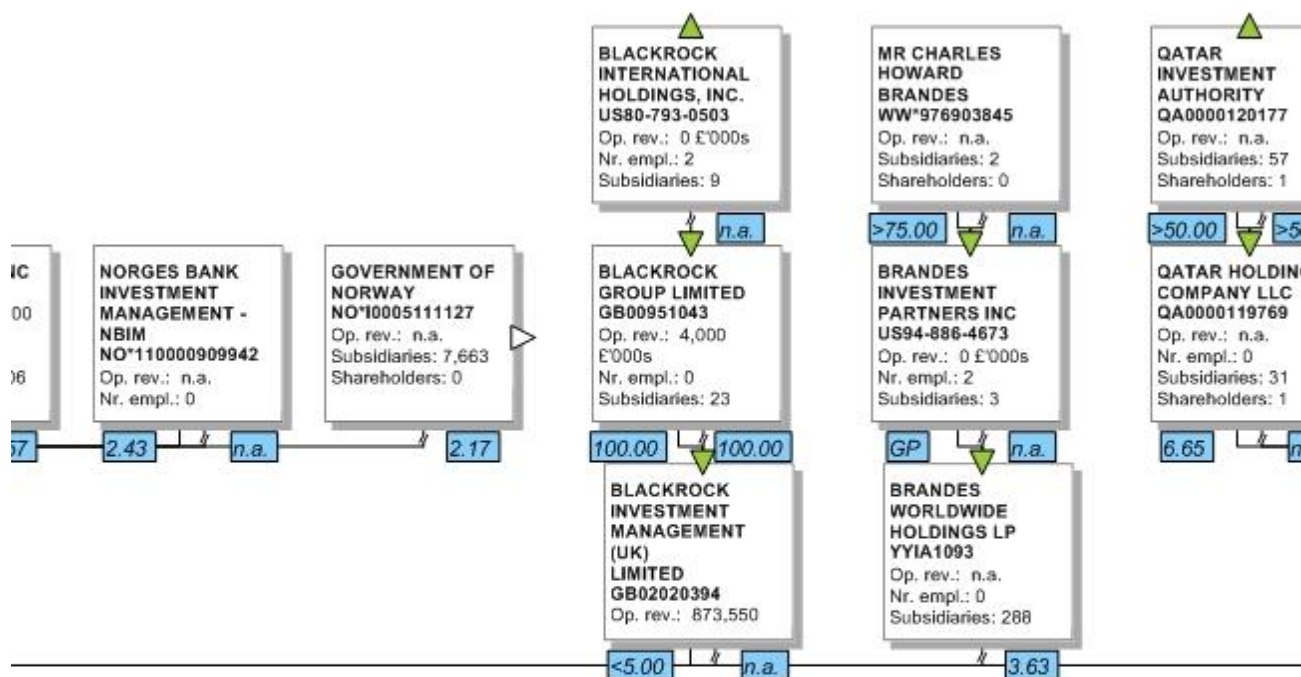
Mint UK - company report of MARKS & SPENCER SIMPLY FOODS LIMITED



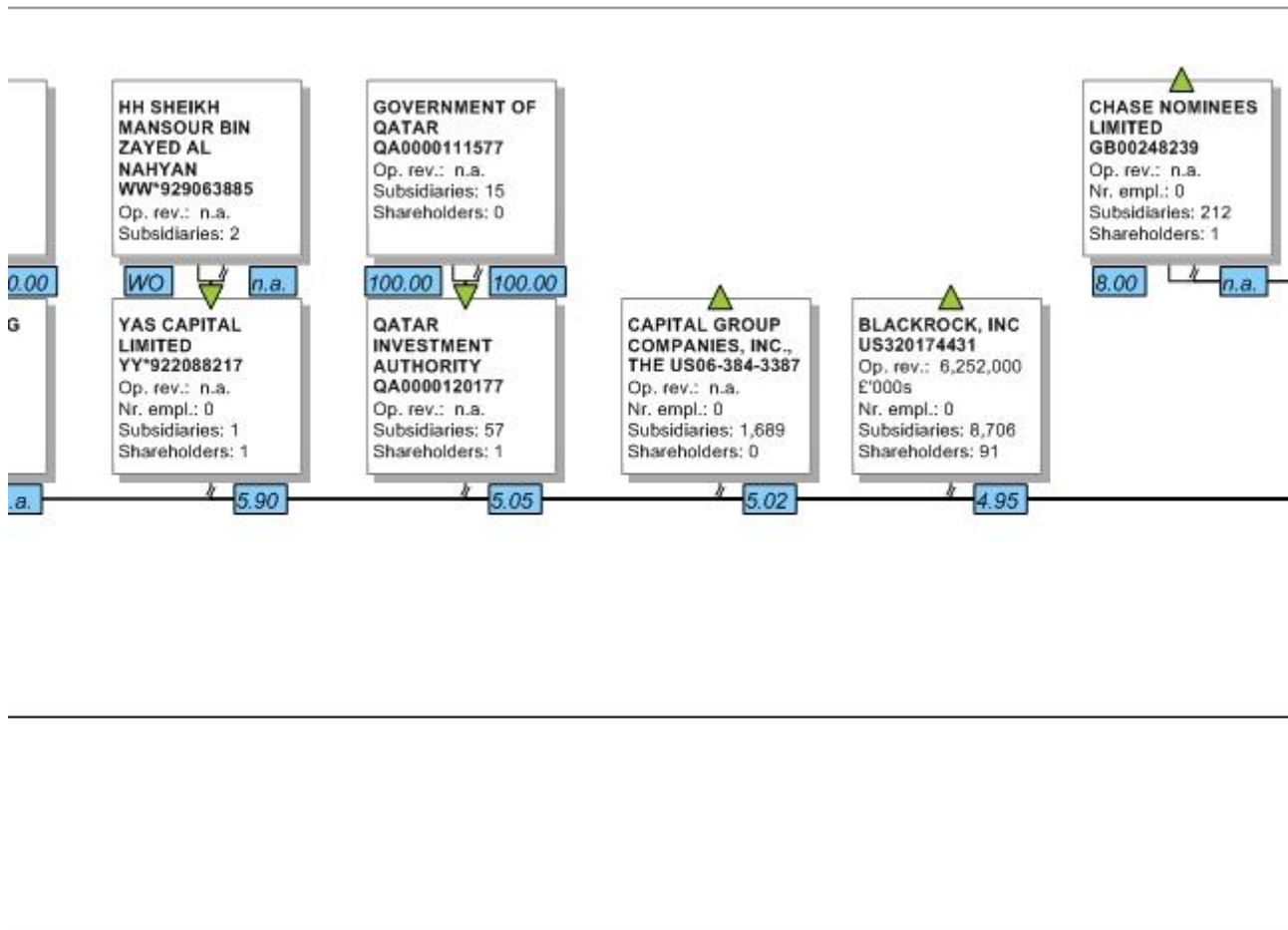
Mint UK - company report of MARKS & SPENCER SIMPLY FOODS LIMITED



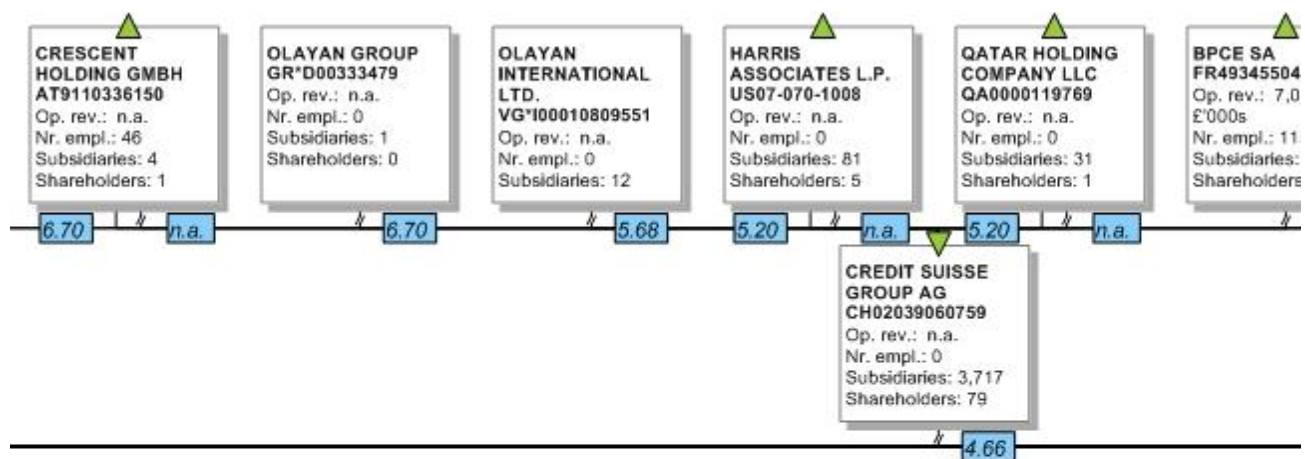
Mint UK - company report of MARKS & SPENCER SIMPLY FOODS LIMITED



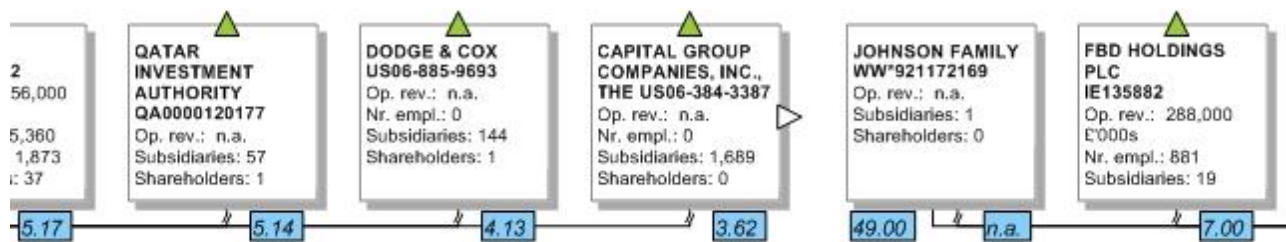
Mint UK - company report of MARKS & SPENCER SIMPLY FOODS LIMITED



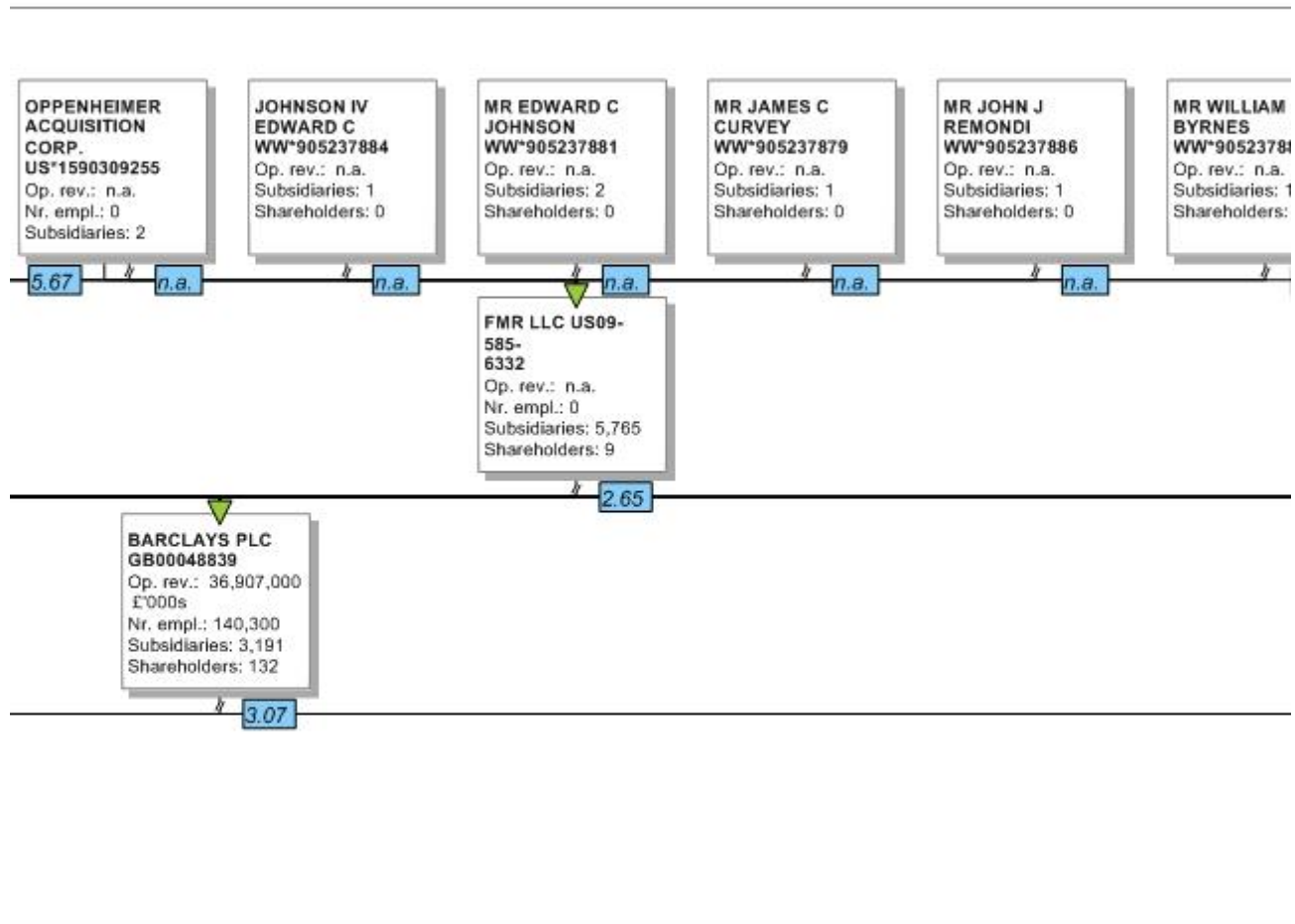
Mint UK - company report of MARKS & SPENCER SIMPLY FOODS LIMITED



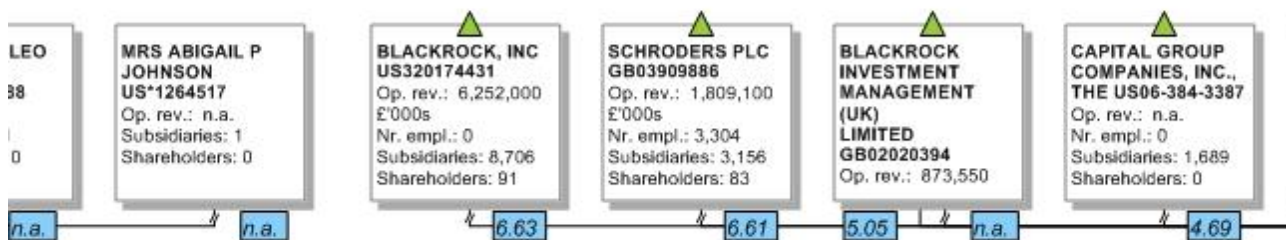
Mint UK - company report of MARKS & SPENCER SIMPLY FOODS LIMITED



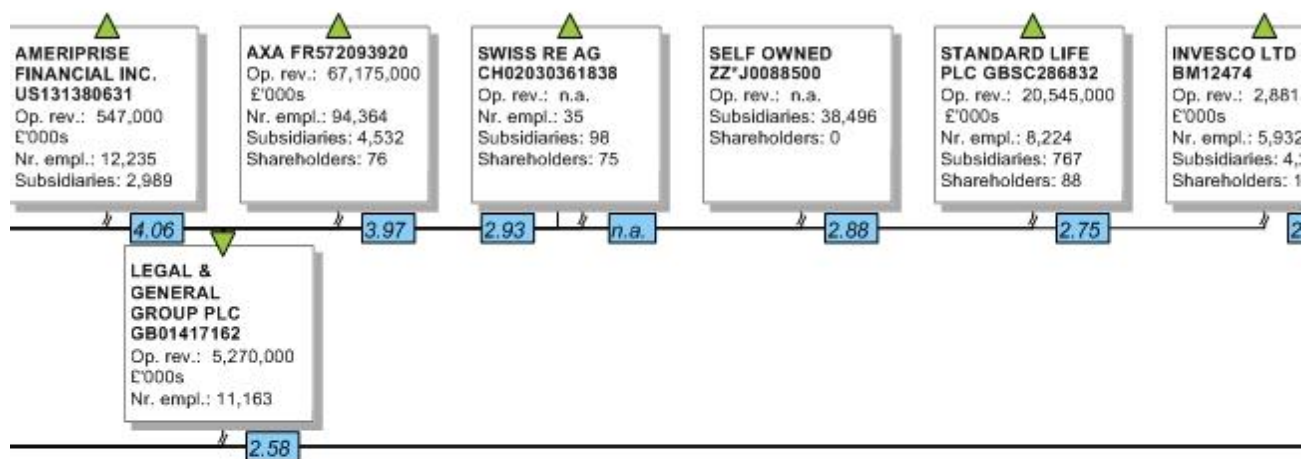
Mint UK - company report of MARKS & SPENCER SIMPLY FOODS LIMITED



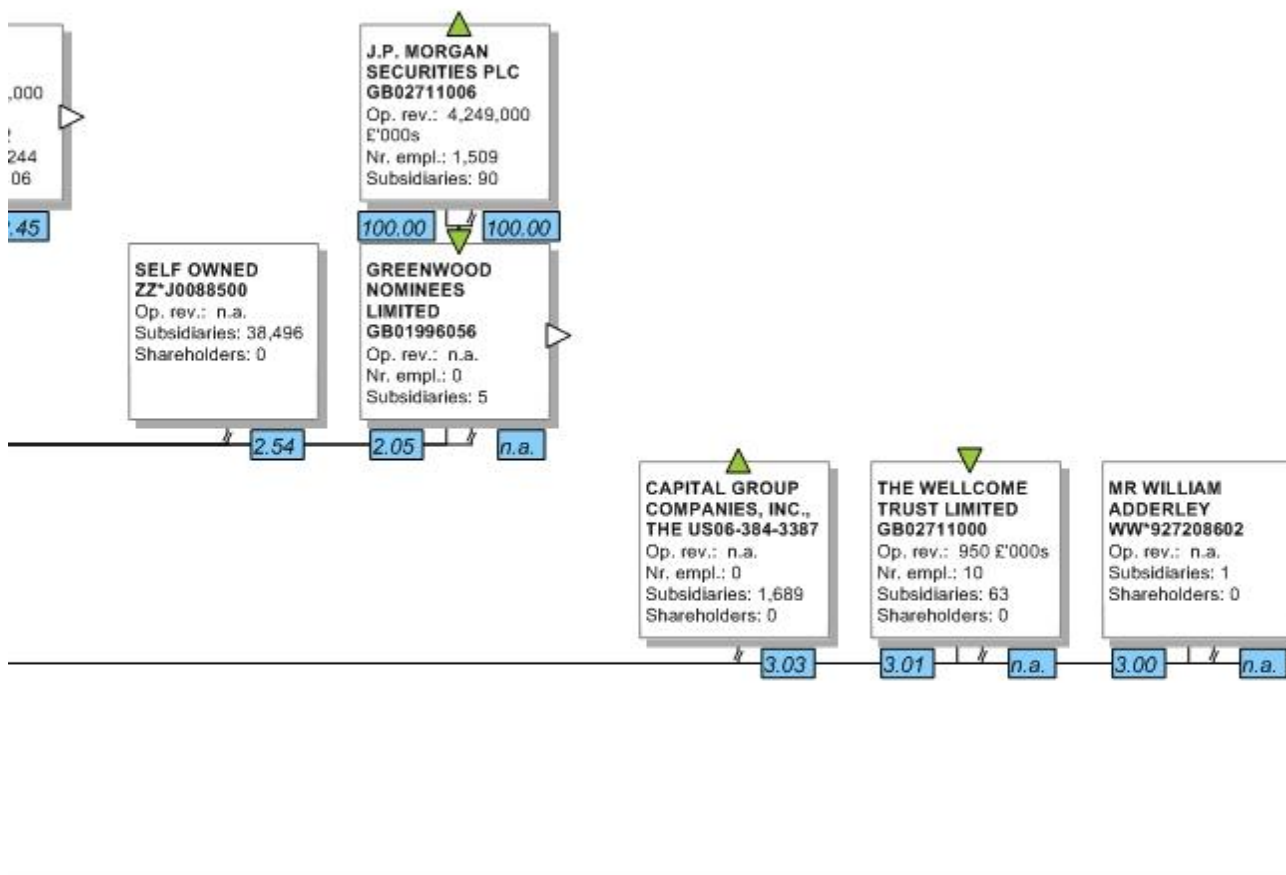
Mint UK - company report of MARKS & SPENCER SIMPLY FOODS LIMITED



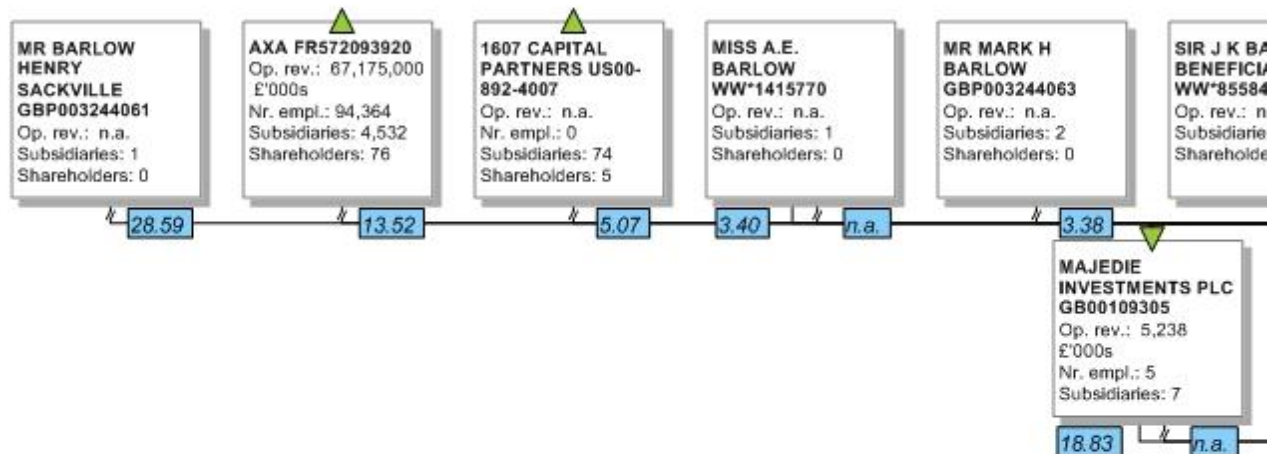
Mint UK - company report of MARKS & SPENCER SIMPLY FOODS LIMITED



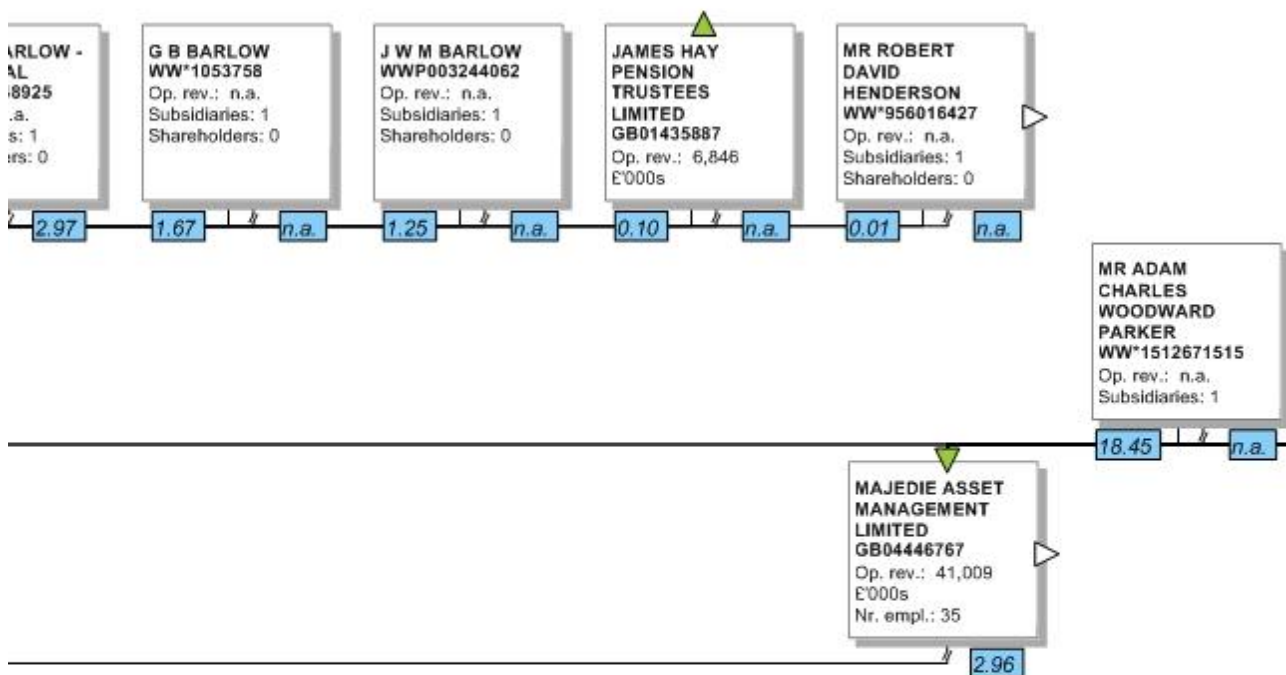
Mint UK - company report of MARKS & SPENCER SIMPLY FOODS LIMITED



Mint UK - company report of MARKS & SPENCER SIMPLY FOODS LIMITED



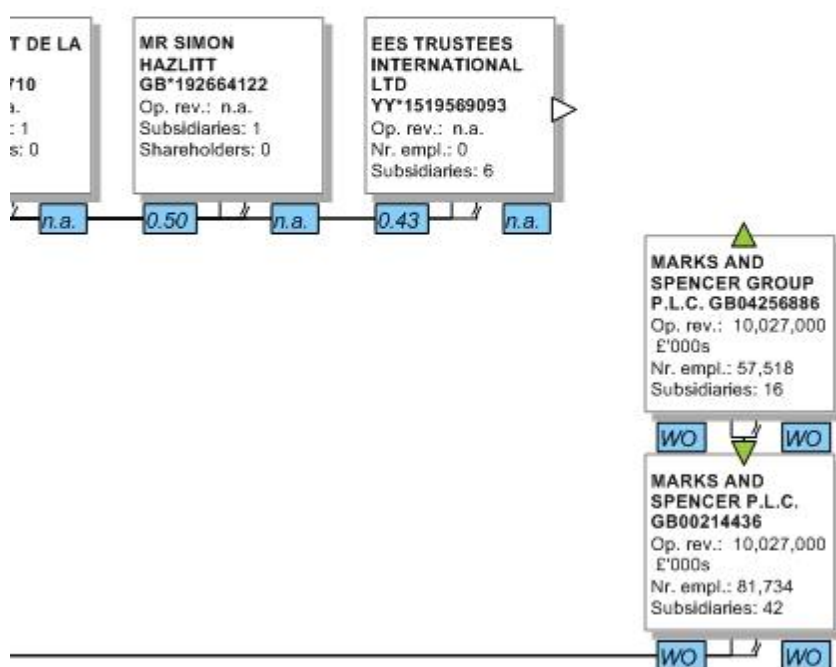
Mint UK - company report of MARKS & SPENCER SIMPLY FOODS LIMITED



Mint UK - company report of MARKS & SPENCER SIMPLY FOODS LIMITED

MR CHRISTOPHER FIELD USP004308506 Op. rev.: n.a. Subsidiaries: 3 Shareholders: 0	MR JAMES DE UPHAUGH GBP004733117 Op. rev.: n.a. Subsidiaries: 1 Shareholders: 0	MR ROBERT WILLIAM HARRIS WW*1512671512 Op. rev.: n.a. Subsidiaries: 1 Shareholders: 0	MR SIMON CHARLES HAZLITT WW*1512671513 Op. rev.: n.a. Subsidiaries: 1 Shareholders: 0	MR ROBERT HARRIS WWP004906561 Op. rev.: n.a. Subsidiaries: 18 Shareholders: 0	MR ROBERT MARE GB*2122501 Op. rev.: n.a. Subsidiaries: 1 Shareholders: 0					
18.45	n.a.	18.45	n.a.	16.67	n.a.	4.76	n.a.	1.77	n.a.	1.32

Mint UK - company report of MARKS & SPENCER SIMPLY FOODS LIMITED



Branches

	Name	DUNS number	Address	Phone	Line of business
1.	Marks & Spencer Simply Food	21-574-7235	Horns Lane, HP27 0AW, Princes Risborough, Buckinghamshire	01844275910	Departmental Stores

Mint UK - company report of MARKS & SPENCER SIMPLY FOODS LIMITED

Auditors & advisors

Auditor(s)

PRICEWATERHOUSECOOPERS LLP

Original Documents

Your subscription does not allow you to access this section.