

- **GLE 0307.2.1 Categorize things as living or non-living**

0307.2.1 Use a T-Chart to compare and contrast the characteristics of living and nonliving things

Third Grade

Inquiry Lesson

Living and Non-Living Things

- 1. Begin this lesson with the *Living and Non-living Things Sort*. Students sorting pictures to determine whether they are living or non-living things.**
- 2. After students have completed this sort discuss what questions or thoughts they had about each item.**
- 3. Have students explain their thoughts used to determine whether the item was living or non-living.**
- 4. The teacher can make a list on the board of the questions students used to determine whether the item was living or non-living.**
- 5. Does the item move?**
- 6. Does the item need food?**
- 7. Does the item need air?**
- 8. Does the item need water?**
- 9. Can the item produce offspring-child/baby?**
- 10. Then students can use the questions they came up with to complete an *Outdoor Activity*.**
- 11. The class will go outside and use the chart they created to choose six items and answer the questions.**
- 12. After completing *The Outdoor Activity* students will share the items they found and explain what they decided, whether the item was living or non-living.**
- 13. Teacher concludes the lesson explaining how the students have determined the criteria for deciding whether items are living or non-living things.**

Next Day Lesson

- 1. Teacher can review the terms of living and non-living by using flashcards and dry erase boards.**
- 2. Teachers can purchase these flashcards at Wal-mart or most Dollar Stores. You can use the baby first word flashcards that have pictures that look like the actual items.**
- 3. Teacher can hold up a flashcard with a picture of an item.**
- 4. Then students can hold up the dry erase board with living or non-living written on the board determined by what card the teacher holds up in front of the class.**

Name: _____

Date: _____

Classify Living and Non-Living Things

Use this chart during our outdoor activity.

Find six items and answer the following questions.

ITEM	Do I need air?	Do I need water?	Do I need the food?	Do I produce an offspring?	Do I move?
1.					
2.					
3.					
4.					
5.					
6.					

How many of these items were classified as living? _____




How many of these items were classified as non-living? _____

Name: _____ Date: _____

Living and Non-living Things Sort

Cut these squares out and paste them into the correct boxes.

Items:



Name: _____

Living Things

Non-Living Things