

THE TERM & WEEKLY PROGRAM FOR THE JOEY SCOUT MOB

A Tool for Joey Scout Leaders

Part Two

The following templates have been developed to assist the Joey Scout Leaders to plan the weekly program.

Use in conjunction with the document. 'Understanding the Areas of Personal Growth & The Scout Method'.

MEDIUM & SHORT TERM PLANNING

PLANNING FOR THE TERM & EACH WEEK

The Mob leaders have the following information to plan for the term –

1. Year Planner
2. Review notes on the success of last term's program including the parts of the program that haven't been finished

STEP 1

Look at the long-term plan developed for the year..

- Adjust the program due to
 - What wasn't finished last term
 - Any new events or activities that might now be available
 - Changes to planned activities due to other circumstances
 - Any changes to Mob activities and training

STEP 2

- Finalise any changes to the long term program for the term
- Finish the planning sheet by completing the columns on the right
 - When and where will the activities happen?
 - Who will be responsible for running the activity?
 - What equipment and other planning are required?

STEP 3

It is now time to develop the weekly program.

- Most of the information required for the weekly program is listed in the long-term program.
- Responsibilities can now be delegated to different leaders and helpers.

DON'T FORGET


- The Mob does not have to meet as a Mob, at the Scout Hall every week. Meetings can occur at a variety of locations and times.
- Good planning and regular review breeds' success.
- Learning and doing should always occur through practical activities.
- Ensure everyone involved knows what is expected of him or her well in advance.
- Distribute a broad copy of the program to parents at the beginning of the term.



Spiritual



Physical



Intellectual




Emotional



Social




Character



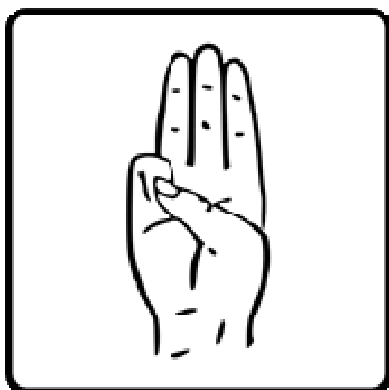
Nature



Service



Team System




























**Promise
& Law**

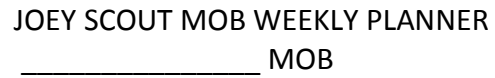


**Games &
Activities**



**Symbolic
Framework**

 JOEY SCOUT MOB WEEKLY PLANNER _____ MOB		DATE: SCHOOL TERM:		THEME/TOPIC: PARTICIPATION SCHEME FOCUS:						
TIME	ACTIVITY	LEADER	EQUIPMENT	AoPG <i>Circle the AoPG & Methods used for each activity</i>		METHOD	RESOURCE LINK			
	Opening Parade:			 	 	 	 	 	 	
	Closing Parade:			 	 	 	 	 	 	



DATE: _____
SCHOOL TERM _____

4

