



# OWNER'S MANUAL

## *Sun Dolphin Kayaks All Models*

Manufactured by:



1790 Sun Dolphin Drive  
Muskegon, Michigan 49444  
phone 231-733-2725  
fax 231-739-4502  
email [klsales@kloutdoor.com](mailto:klsales@kloutdoor.com)  
website [www.sundolphin.com](http://www.sundolphin.com)

Dear Customer,

Congratulations on the recent purchase of your new Sun Dolphin kayak manufactured by KL Outdoor! You have purchased a kayak from one of the nation's leading manufacturers of small boats. Your kayak represents years of commitment to product design, excellence in engineering and quality in manufacturing. With proper care and maintenance, your kayak should last for many years to come. If you have any questions, please call our helpful and knowledgeable Customer Support Department at 800-733-2727.

## **IMPORTANT INFORMATION TO CONSERVE**

Keep your Owner's Manual for future reference. In order to provide you with efficient and accurate service, please have the following information available:

Model and Serial Number \_\_\_\_\_

Date and Place of Purchase \_\_\_\_\_

To order parts and accessories visit our website at [www.sundolphin.com](http://www.sundolphin.com) or contact us at 800-733-2727.

## **HOW TO LOCATE YOUR SERIAL NUMBER**

The serial number is located on the rear right-hand side of the hull. The number starts with JOK and is 12 digits long.



Photo #1  
Serial Number Location

## SECURITY MEASURES

### WARNING

Read the following information before using your kayak. Failure to follow the warning precautions below may lead to serious injury including the possibility of death.

- ⚠ **Never exceed the maximum weight capacity.**
- ⚠ **Never exceed your ability:** Access your physical capability as to how long you can paddle and swim.
- ⚠ **Make sure drain plug is secure.**
- ⚠ **Always familiarize yourself with the body of water where you will be boating:** Learn what hours boating are permitted, whether there are any known hazardous conditions, and where you can get help quickly in case of an emergency or accident.
- ⚠ **Always abide by Coast Guard regulations and State and Local laws, regulations ordinances and rules concerning boating and boating safety:** Check with Coast Guard and local authorities concerning proper handling and the proper equipment to be carried on board, such as lights and sound-producing devices.
- ⚠ **Never use or consume alcohol, drugs or any other substance that may affect your coordination, judgment or ability to safely operate the boat.**
- ⚠ **Sound Device:** The Coast Guard requires boaters to have a means of signaling other boats of their presences. You should always keep a device such as a whistle in the boat at all times. If possible, attach the sound device to your Personal Flotation Device.
- ⚠ **Never stand up in the boat:** Standing in the boat may cause it to capsize. If the boat should capsize, please note that, in most cases it is far more dangerous to attempt to swim to shore than to stay with the boat.
- ⚠ **Slippery when wet:** The hull material may be slippery when wet. Always wear slip-resistant shoes.
- ⚠ **Hypothermia:** Boating accidents in cold water are very dangerous. Hypothermia (the loss of body heat due to immersion in cold waters) can be deadly. Survival time can be as short as 15 minutes in 35 degree F (2 degree C) water. Dress appropriately for weather conditions, wearing a wet or dry suit if necessary.
- ⚠ **Never allow minors to use this boat without adult supervision.**
- ⚠ **Always tell someone your boating plans.** Inform others of your boating plans, including where you are going, how long you will be gone and when you expect to return.
- ⚠ **Never use this boat in severe weather conditions:** Although stable, large waves could cause the boat to overturn.
- ⚠ **Do not paddle in flood conditions. Never use this boat in rapids or fast moving currents:** This boat is designed for leisure. The boat could be damaged and (or) the occupants could be severely injured should they attempt to utilize it in any other way.
- ⚠ **Never use this boat after sunset:** This boat is not equipped with horns or lighting equipment required to ensure the safety of its occupants.
- ⚠ **Always wear a helmet where appropriate.**
- ⚠ **Always wear a Coast Guard approved Personal Flotation Device (PFD) when using this boat:** Before going boating, read the PFD manufacturer's information pamphlet regarding the PFD and thoroughly familiarize yourself with how the PFD is to be worn.



Photo #2  
Drain Plug Location

## **MATERIAL**

Your kayak is manufactured from High Density Polyethylene (HDPE). It is a very durable material. Our specially formulated HDPE has an ultra-violet inhibitor blended throughout the material to reduce color fade and maintain its strength. Polyethylene is a somewhat flexible material with some memory. This means it has a tendency to return to its original molded shape if distorted.

## **BOAT SET-UP**

Note: Models vary and may not come equipped with the features listed below.

### **Adjustable Foot Braces**

Raise the foot brace handles and adjust foot braces to desired position. Lower handles to lock in position.

### **Adjustable Seat Back**

Unhook strap fasteners from eyelets. Adjust straps to desired position. Lock fasteners back into eyelets.

### **Paddle Holder**

Paddle can be secured in bungee paddle straps on side of hull.

### **Drain Plug**

Make sure drain plug is secure.

### **Manufacturers Statement of Origin (MSO)**

You should receive a MSO with your new boat. Some states may require a MSO for proper registration of your boat. Please check with your local licensing bureau.

## **APPLYING REGISTRATION DECALS**

Before applying boat registration decals (if required), clean the area with alcohol or any solvent that does not leave a residue. Make sure the solvent is put aside and the decal area is dry. Using a propane torch, lightly pass the flame back and forth over the area where the decals will be applied. **Don't try to heat the surface.** This procedure will enhance the adhesion of the decals.

## **BEFORE LEAVING THE SHORE**

- △ Make sure your drain plug is secure.
- △ Passengers should always wear a Personal Flotation Device.
- △ Check for wind conditions, currents or wave conditions that would make it difficult to paddle back.
- △ Always let someone know of your boating plans, your boating location, and when you expect to return.

## CARE AND MAINTENANCE

Your kayak is designed to require minimal maintenance, and a little timely care will ensure a lifetime of enjoyment. Whenever you wash your boat, use mild soap and water. Rinse your boat and hardware thoroughly after paddling in salt, brackish or polluted water. A quick rinse of the moving parts of the foot braces keeps them clean and operating smoothly.

Occasional operational checkups will keep your boat in tip top condition. Check hatch covers, cables, buckles, straps and other moving parts for wear, and replace them when necessary. Give your hull and deck a thorough review annually. Light nicks, scratches and scrapes are part of the paddling experiences, but deep scratches should be repaired.

Polyethylene is a somewhat flexible material with some memory. This means it has a tendency to return to its original molded shape if distorted. If this occurs, follow these steps:

1. Relieve the pressure that caused the dent or distortion by supporting the boat differently or removing the gear.
2. Place the boat in the warm sun. Usually the south side of the building is the warmest spot. As the boat warms up, usually (but not always) the boat will return to its original molded shape. This may take a few hours or a couple of weeks depending upon outside temperatures and the degree of distortion.

## **STORAGE**

- Store your kayak on its side. Do not store your boat on its hull.
- To protect your kayak, provide shelter from sun using a tarp suspended above the boat. To prevent excessive heat build-up, do not cover boat with tarp laying directly on its surface. Leave adequate air space to allow for air circulation.
- If possible, it is best to store your kayak inside for the winter.
- Don't allow water to accumulate between the deck and hull and freeze.
- Don't place the boat on 4x4's or sawhorses. Dents will form in the hull.

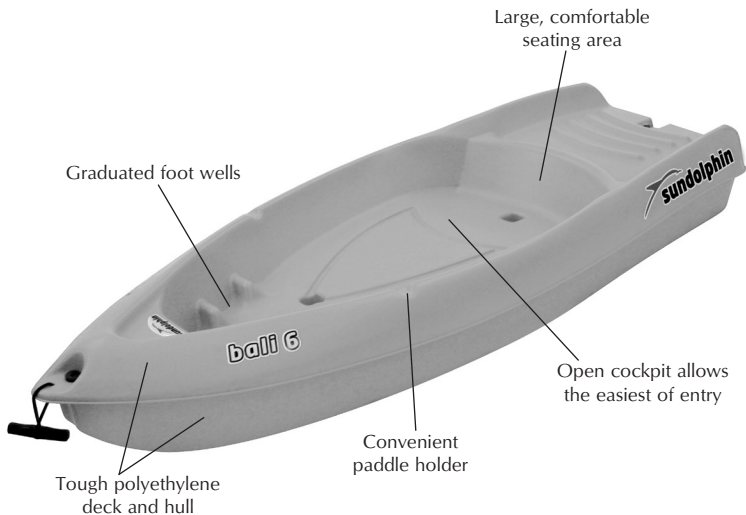
## **FREQUENTLY ASKED QUESTIONS**

- Where is the serial number located? The serial number is located on the rear right-hand side of the hull. The number starts with JOK and is 12 digits long.
- What can I do if dents form in the hull from improper storage? Expose the dents to the warm sunlight, preferably on the south side of a building. As the plastic warms, it will usually (but not always) return to its molded shape. This process may take one day to two weeks.

## **OPTIONAL ACCESSORIES**

- Order online at [www.sundolphin.com](http://www.sundolphin.com)

## Bali 6 Sit-On



### ALSO FEATURES:

- Lightweight, easy to carry
- Tracks and paddles with ease while offering maximum stability

### Specifications

<b>Length</b>	<b>6'</b>	<b>183cm</b>
<b>Width</b>	<b>24"</b>	<b>61cm</b>
<b>Depth</b>	<b>8"</b>	<b>20cm</b>
<b>Weight</b>	<b>28 lbs.</b>	<b>13kg</b>
<b>Capacity</b>	<b>140 lbs.</b>	<b>64kg</b>

## Please Choose Your Model

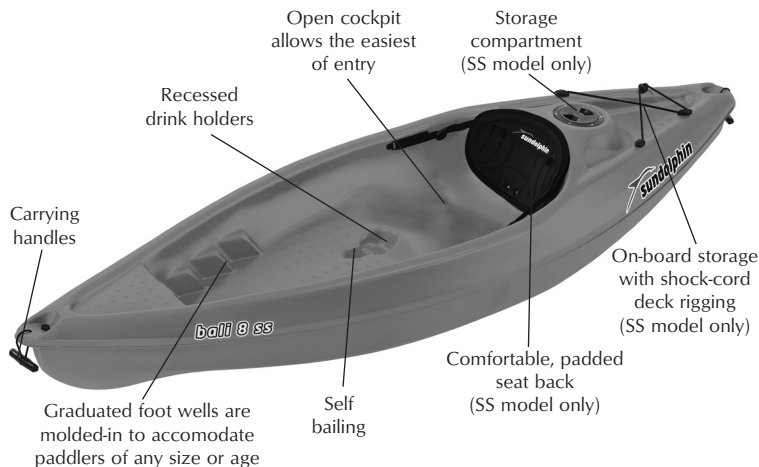
### Specifications

<b>Length</b>	<b>8'</b>	<b>244cm</b>
<b>Width</b>	<b>28"</b>	<b>71cm</b>
<b>Depth</b>	<b>15"</b>	<b>38cm</b>
<b>Weight</b>	<b>30 lbs.</b>	<b>14kg</b>
<b>Capacity</b>	<b>197 lbs.</b>	<b>89kg</b>

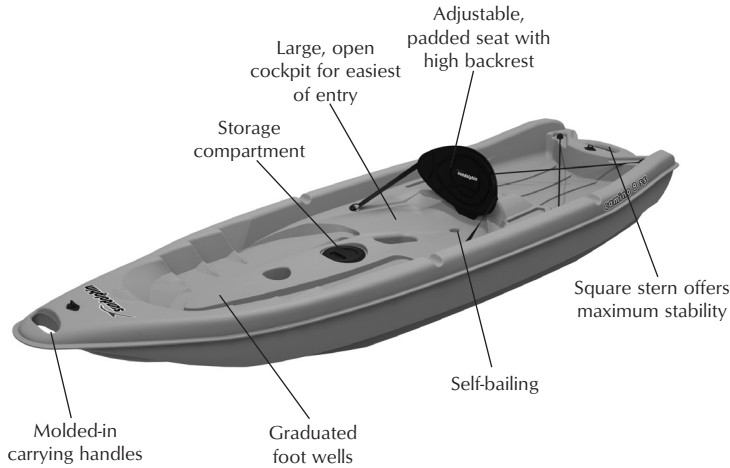
## Bali 8 Sit-On (SS Model Shown)

### ALSO FEATURES:

- Lightweight, easy to carry
- Tracks and paddles with ease while offering maximum stability
- Tough polyethylene deck and hull



# Camino 8 Sit-On (SS Model Shown)



## Specifications

<b>Length</b>	<b>8'</b>	<b>244cm</b>
<b>Width</b>	<b>30"</b>	<b>76cm</b>
<b>Depth</b>	<b>12"</b>	<b>30cm</b>
<b>Weight</b>	<b>40 lbs.</b>	<b>18kg</b>
<b>Capacity</b>	<b>225 lbs.</b>	<b>102kg</b>

## ALSO FEATURES:

- Lightweight, easy to carry
- Tracks and paddles with ease while offering maximum stability

# Please Choose Your Model

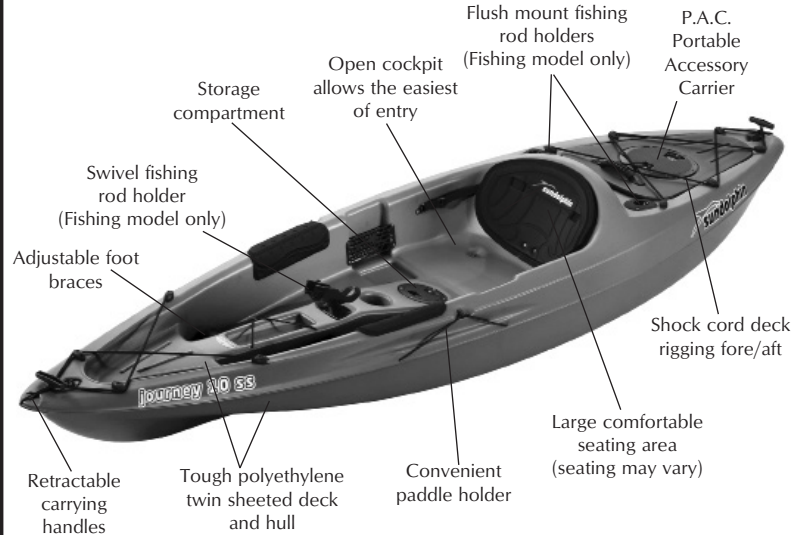
# Bali 10 & Journey 10 Sit-On (Journey 10 ss Model Shown)

## Specifications

<b>Length</b>	<b>10'</b>	<b>305cm</b>
<b>Width</b>	<b>30"</b>	<b>76cm</b>
<b>Depth</b>	<b>11"</b>	<b>28cm</b>
<b>Weight</b>	<b>44 lbs.</b>	<b>20kg</b>
<b>Capacity</b>	<b>250 lbs.</b>	<b>113kg</b>

## ALSO FEATURES:

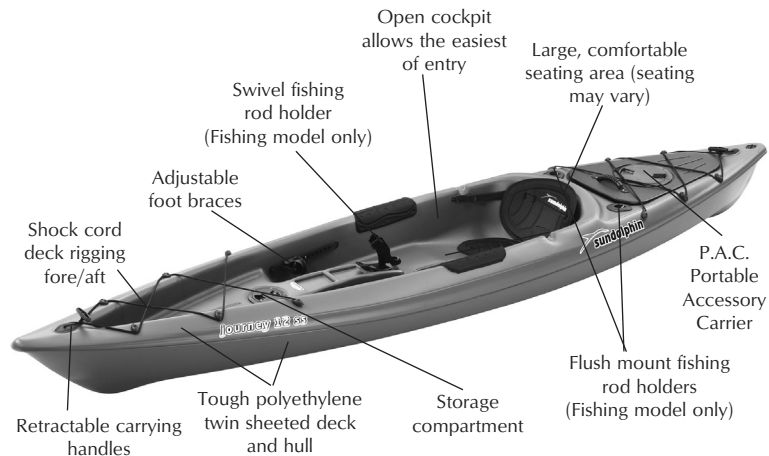
- Lightweight, easy to carry
- Tracks and paddles with ease while offering maximum stability





## Bali 12 & Journey 12 Sit-On

*(Journey 12 ss Model Shown)*



### Specifications

<b>Length</b>	<b>12'</b>	<b>366cm</b>
<b>Width</b>	<b>29½"</b>	<b>75cm</b>
<b>Depth</b>	<b>13½"</b>	<b>34cm</b>
<b>Weight</b>	<b>48 lbs.</b>	<b>22kg</b>
<b>Capacity</b>	<b>395 lbs.</b>	<b>179kg</b>

### ALSO FEATURES:

- Lightweight, easy to carry
- Tracks and paddles with ease while offering maximum stability

## Please Choose Your Model

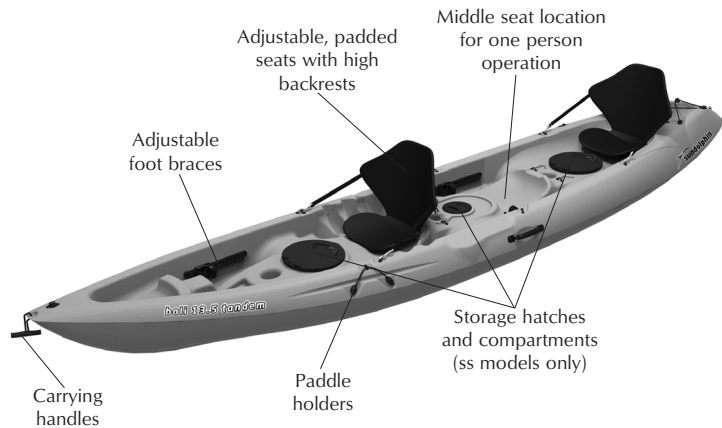
### ALSO FEATURES:

- One, two or three person kayak
- Self-bailing

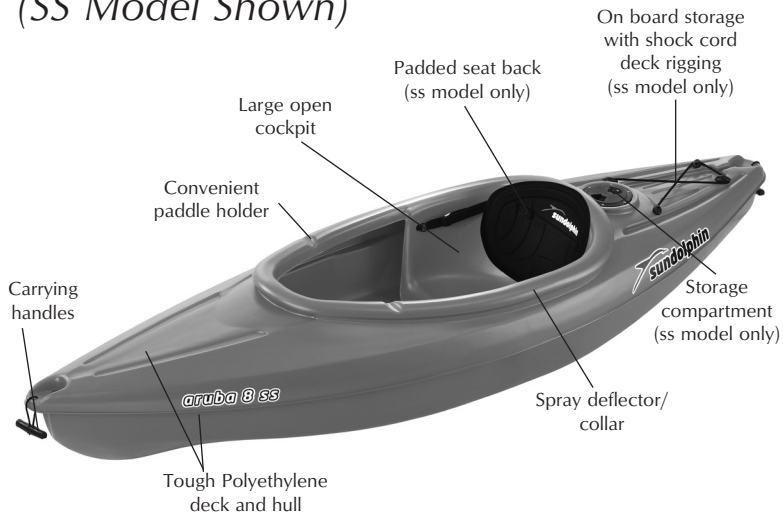
## Bali 13.5 Tandem *(ss Model Shown)*

### Specifications

<b>Length</b>	<b>13½'</b>	<b>412cm</b>
<b>Width</b>	<b>34"</b>	<b>86cm</b>
<b>Depth</b>	<b>17"</b>	<b>43cm</b>
<b>Weight</b>	<b>70 lbs.</b>	<b>32kg</b>
<b>Capacity</b>	<b>500 lbs.</b>	<b>227kg</b>



## Aruba 8 Sit-In (SS Model Shown)



### ALSO FEATURES:

- Lightweight, easy to carry
- Tracks and paddles with ease while offering maximum stability

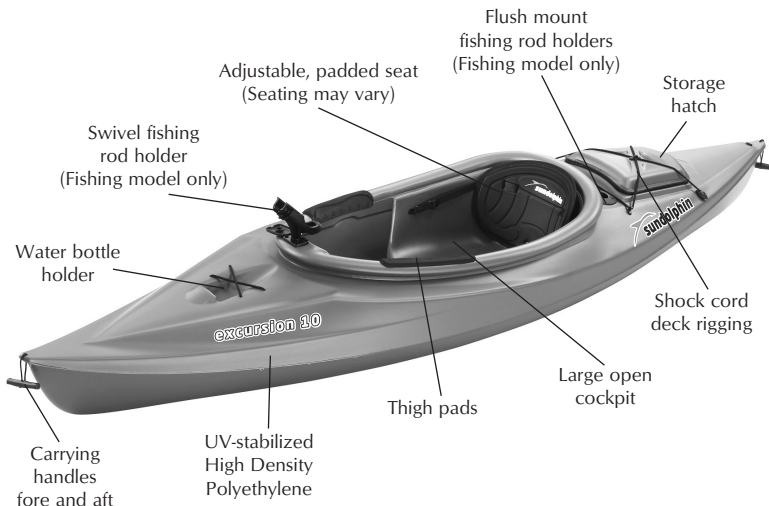
Specifications		
Length	8'	244cm
Width	28"	71cm
Depth	16"	41cm
Weight	27 lbs.	12kg
Capacity	260 lbs.	118kg

## Please Choose Your Model Aruba 10 & Excursion 10 Sit-In (Excursion 10 Model Shown)

Specifications		
Length	10'	305cm
Width	30"	76cm
Depth	13"	33cm
Weight	40 lbs.	18kg
Capacity	250 lbs.	113kg

### ALSO FEATURES:

- Adjustable foot braces
- Hull design is optimum combination of tracking and turning



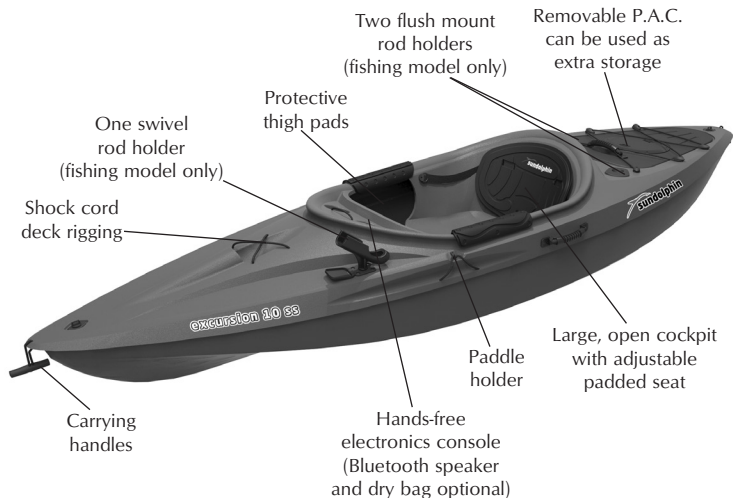
# Aruba 10 ss & Excursion 10 ss Sit-In

*(Excursion 10 SS Model Shown)*

## Please Choose Your Model

# Excursion 12 Sit-In

*(Excursion 12 Model Shown)*



Specifications		
<b>Length</b>	<b>10'</b>	<b>305cm</b>
<b>Width</b>	<b>30"</b>	<b>76cm</b>
<b>Depth</b>	<b>13"</b>	<b>33cm</b>
<b>Weight</b>	<b>44 lbs.</b>	<b>20kg</b>
<b>Capacity</b>	<b>280 lbs.</b>	<b>127kg</b>

### ALSO FEATURES:

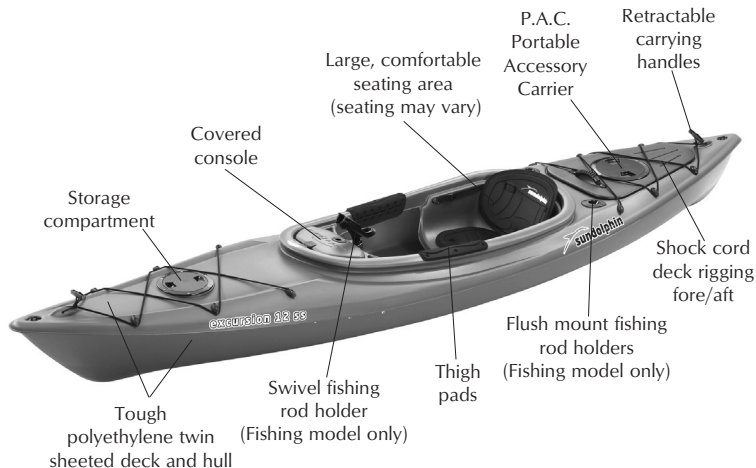
- Lightweight, easy to carry
- Tracks and paddles with ease while offering maximum stability
- Adjustable foot braces

### ALSO FEATURES:

- Lightweight, easy to carry
- Tracks and paddles with ease while offering maximum stability
- Adjustable foot braces

### Specifications

<b>Length</b>	<b>12'</b>	<b>366cm</b>
<b>Width</b>	<b>29½"</b>	<b>75cm</b>
<b>Depth</b>	<b>13½"</b>	<b>34cm</b>
<b>Weight</b>	<b>47 lbs.</b>	<b>21kg</b>
<b>Capacity</b>	<b>395 lbs.</b>	<b>179kg</b>



# LIMITED LIFETIME WARRANTY

## GENERAL INFORMATION

Your boat represents years of commitment to product design, excellence in engineering and quality in manufacturing. With proper care and maintenance, your boat should last for many years to come. If you have any questions or need technical support please go to the "Contact Us" section of our website at [www.sundolphin.com](http://www.sundolphin.com) or contact our Customer Service Department at 800-733-2727.

Do not return this boat to the retailer. If you have any questions regarding this product please contact us. In order to provide you with efficient and accurate service, please have the following information available: model and serial number, date and proof of purchase.

KL Outdoor's warranty is valid only if the product is used for its intended purposes and for which it was designed.

## HOW TO REGISTER YOUR BOAT

Warranty is not valid unless registration is submitted within 30 days of retail purchase. Please register your boat via our website at [www.sundolphin.com](http://www.sundolphin.com).

## TERMS OF LIMITED LIFETIME WARRANTY

KL Outdoor warrants to the original owner of any KL Outdoor boat. Any part of the deck or hull which is defective in material or workmanship will be repaired or replaced, without charge, at the purchasers' local authorized dealer or at KL Outdoor. This warranty is non-transferable.

Component parts and accessories are warranted for a period of one (1) year from the date of purchase. Any warranties from suppliers of component parts supersede KL Outdoor's warranty.

## CLAIMS PROCEDURE

The return of any KL Outdoor boat will not be accepted without a return authorization number. The retailer can obtain this number by contacting our Customer Service Department.

Any claim under this warranty must be communicated via our website at [www.sundolphin.com](http://www.sundolphin.com). Please have the following information available: model, serial number, proof of purchase and photos of the defect. KL Outdoor will evaluate the information and determine if it is a valid manufacturing defect prior to issuing a return authorization number.

KL Outdoor reserves the right to discontinue and make changes in any of its products. In the event that products covered by this warranty are not available, KL Outdoor shall have the right to substitute products at KL Outdoor's sole discretion of comparable grade, quality or price.

## EXCLUSIONS AND LIMITATIONS

The owner must follow the Care and Maintenance Instructions outlined in the owner's manual. Failure to follow such instructions may void this warranty.

### This warranty does not cover:

1. Damage caused by accidents, vandalism, abuse, misuse, neglect or carelessness
2. Any defect cause by alteration or modification
3. Boats used for rental or commercial purposes
4. Damage caused by Mother Nature, environmental conditions or other causes beyond the control of KL Outdoor
5. Deterioration from normal wear or exposure
6. Any defect which would not have occurred if instructions in the owner's manual had been followed
7. Hull abrasion damages
8. Damages incurred in possession of freight company or any other third party

Freight to and from local dealer or manufacturing plant is at the owner's expense. KL Outdoor is not responsible for any damages incurred in transport, for storing or for inconvenience or loss of time or money while repairs are being made.

All incidental and/or consequential damages are excluded from this warranty. Implied warranties are limited to the life of this warranty. Some states do not allow limitations on how long an implied warranty lasts or the exclusion or limitation of incidental or consequential damages so the above limitations or exclusions may not apply to you. This warranty gives you special legal rights and you may also have other legal rights which may vary from state to state.

This limited warranty only covers products within the continental United States, Canada and Mexico.

*KL Outdoor*