



GE Appliances Newsletter



February 2012

Look for the "GE Works" Commercial During the Super Bowl and Increased Café Rebates!!



GE Appliances will run a 45 second commercial during the Super Bowl in the 3rd qtr. that will feature GE'S efforts to bring appliance manufacturing back to the US. The exciting ad will announce a sweepstakes and **a 50% increase in the GE Café rebate of up to \$750 on**

Café packages purchased between Feb 2 and Feb 20, 2012. The special rebate form is attached.

PRESIDENT'S DAY SALES WITH GE: LOOK FOR OUTSTANDING VALUES ON AN EXTENSIVE SELECTION OF GE AND GE PROFILE APPLIANCES FROM 2/9—2/20

Buy 3, Get 1 Dishwasher Free 2/9—2/27

Customers will be eligible to receive one free dishwasher with the purchase of three other eligible GE Clean Steel or Stainless Steel kitchen appliances.



plus



plus



equals



free!

GLD5654VCS or GLD5664VSS

GE Top Mount Refrigerators Transitioning ("D" series) - NEW MODEL!

Look for several GE Top Mount refrigerators to be transitioning this month. Cross reference with the computer for a comprehensive list of transitions. The GTH18E and GTH18H will be replaced with the new **GTH18GBD**. The new refrigerator models are made in the USA on brand new assembly lines in Decatur, are coming from brand new assembly lines in Decatur, AL.

FEATURES OF THE NEW GTH18GBD:

- Clear Crisper Drawers
- Snack Drawer
- Spill Resistant Glass Shelves
- Can Storage Door Shelf
- Wire Freezer Rack
- Energy Star



www.gecustomernet.com

Enter account **XGG47** (no password required) to get availability, specs, use & care books, installation instructions or to compare one model to another. Give it a try, the site is designed for sales associates, you will find it to be a very helpful.

Thank you for your support, all the best in 2012, and good selling,

Paul Skalet x4565 / Paul Schlotterbeck: 201-563-3896 /

Availability 866-858-1233/ Parts x4599

Save up to \$500* on GE Profile™ appliances

11-72192

Purchase 2 or more eligible GE Profile kitchen appliances January 11, 2012 to February 29, 2012 from a participating authorized GE retail dealer and, depending on the number of eligible appliances purchased, receive a GE Visa® Prepaid Card valued up to \$500*—via mail in fulfillment. See details and a list of eligible models** below. This rebate cannot be combined with any other GE rebate.

How to get your Visa prepaid card from GE

- Complete ALL information – including serial number for each product. Incomplete forms will not be processed.
- Include the retail invoice or sales slip (photocopy acceptable) which shows the model number and date of purchase.
- List the model number and serial number.
- Circle model purchased on list below.
- Rebate submission must be postmarked no later than March 30, 2012. Late submissions will not be accepted.
- Mail no later than March 30, 2012 to:**
Dept 11-72192
P.O. Box 540009
El Paso, TX 88554-0009
Allow 8-10 weeks to receive your rebate card.
- Retain a copy of submitted materials for your records.

Your Name _____

Address _____

City _____

State _____ **Zip** _____

10-Digit Phone _____

Email Address _____

By providing your email address we will notify you when your rebate claim has been received via email.
 Check here if you would like to receive emails from GE about future promotions and new product innovations.

26855-WF

I represent that on _____/_____/_____, 2 or more new GE Profile appliances (check all model numbers to the right) listed to the right were purchased for personal use and not for resale.

Rebate must be redeemed on appliances purchased for personal use. Multiple sales to apartments, builders, condominiums, subdivisions and wholesalers do not qualify. **Purchases from Best Buy and Lowe's are not eligible for this rebate promotion.** One GE Profile kitchen package rebate per household.

Offer void where prohibited, taxed, or restricted by law. Not transferable or redeemable for cash. Fraudulent submission of form could result in federal prosecution for mail fraud under the U.S. Mail Fraud Statutes (18 USC Section 1341 and 1342). This form must be included with your rebate request. Omission of sales receipt or any other required information will delay processing. Please allow eight to ten weeks from the time the rebate form is received for delivery of the rebate card. If not received after ten weeks, **check online @ www.sendmyrebate.com** or call **1-800-871-8893**, Monday through Friday 9:00 AM to 11:00 PM EST.

Your card is issued by MetaBank™ pursuant to a license from Visa U.S.A. Inc. This card is a Visa prepaid card. Each time you use the card the amount of the transaction will be deducted from the amount of your available balance. Terms and Conditions apply to the card, including a \$1.50 ATM access fee each time the card is used at a cash dispensing machine. The operator of the ATM or any network utilized to effect the transaction may also impose a fee. Subject to applicable law, a monthly maintenance fee of \$3 (USD) applies, but is waived for the first six months after the card is issued. No additional fees will be assessed once the card balance reaches zero. Cards can be used at merchants that accept Visa debit cards. GE reserves the right to substitute a check of equal value in lieu of a Visa prepaid card at its sole discretion.

I/we hereby understand and accept the above requirements for receipt of the Visa prepaid card rebate and I/we represent that all information provided on this document is accurate and not falsified.

Customer Signature _____ **Date** _____

- * \$100—Purchased 2 eligible appliances \$500—Purchased 4 eligible appliances
 \$300—Purchased 3 eligible appliances

You are required to enter a model number and serial number below and indicate model number on list below. If you have not taken delivery of your appliance and do not expect to receive prior to March 30, 2012, please forward your claim now without serial number. You will be notified via postcard once we process your claim that we need your serial numbers. When you have your serial numbers, call 1-800-871-8893 for the claim to be processed. All serial numbers must be submitted by May 25, 2012 for rebate to be valid.**

1	Model Number _____	Serial Number _____
2	Model Number _____	Serial Number _____
3	Model Number _____	Serial Number _____
4	Model Number _____	Serial Number _____

** Eligible Models. Please mark appliances purchased

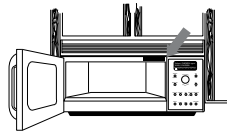
- | | | | | |
|------------------------------|--------------------------------------|--------------------------------------|-----------------------------------|--------------------------------|
| GE Profile | <input type="radio"/> PFSS6P | <input type="radio"/> PGB935 | <input type="radio"/> PGP953 | <input type="radio"/> PDWF880 |
| Side-by-side | <input type="radio"/> PFSS9P | <input type="radio"/> PGB980 | <input type="radio"/> PGP959 | <input type="radio"/> PDWT100 |
| refrigerators | <input type="radio"/> PFSS9S | <input type="radio"/> PGB995 | <input type="radio"/> PGP963 | <input type="radio"/> PDWT180 |
| <input type="radio"/> PSHF6P | <input type="radio"/> PGSS5N | Free-standing electric ranges | <input type="radio"/> PGP966 | <input type="radio"/> PDWT200 |
| <input type="radio"/> PSHS6P | <input type="radio"/> PDCS1N | <input type="radio"/> PB905 | <input type="radio"/> PGP976 | <input type="radio"/> PDWT280 |
| <input type="radio"/> PSHF6M | <input type="radio"/> PFCF1N | <input type="radio"/> PB915 | <input type="radio"/> PGP986 | <input type="radio"/> PDWT300 |
| <input type="radio"/> PSHS6M | <input type="radio"/> PFCS1N | <input type="radio"/> PB920 | <input type="radio"/> PGP989 | <input type="radio"/> PDWT302 |
| <input type="radio"/> PSHF9P | <input type="radio"/> PFCF1R | <input type="radio"/> PB975 | <input type="radio"/> PGP990 | <input type="radio"/> PDWT380 |
| <input type="radio"/> PSHS9P | <input type="radio"/> PFCS1R | <input type="radio"/> PB978 | Ventilation | <input type="radio"/> PDWT400 |
| <input type="radio"/> PSHF6Y | <input type="radio"/> PFIC1N | <input type="radio"/> PHB925 | <input type="radio"/> PV976 | <input type="radio"/> PDWT480 |
| <input type="radio"/> PSHS6Y | <input type="radio"/> PGCS1N | Single electric wall ovens | <input type="radio"/> PV977 | <input type="radio"/> PDWT500 |
| <input type="radio"/> PSHW6Y | <input type="radio"/> PGCS1R | <input type="radio"/> PK916 | <input type="radio"/> PV970 | <input type="radio"/> PDWT502 |
| <input type="radio"/> PSCF3R | <input type="radio"/> PGSS5R | <input type="radio"/> PT900 | <input type="radio"/> PVB94 | <input type="radio"/> PDWT580 |
| <input type="radio"/> PSCS3R | <input type="radio"/> PFQS5P | <input type="radio"/> PT916 | <input type="radio"/> PVB98 | Compactors |
| <input type="radio"/> PSSF3R | Wine & Beverage | <input type="radio"/> PT920 | <input type="radio"/> ZVC30 | <input type="radio"/> GCG1500R |
| <input type="radio"/> PSSS3R | <input type="radio"/> PCR06 | <input type="radio"/> PT925 | <input type="radio"/> ZVC36 | <input type="radio"/> GCG1580R |
| <input type="radio"/> PSCF5R | Free-standing dual-fuel range | <input type="radio"/> P2B930 | <input type="radio"/> ZVC42 | <input type="radio"/> GCG1700R |
| <input type="radio"/> PSCS5R | <input type="radio"/> P2S975 | Dual-fuel slide-in range | Double electric wall ovens | Microwave |
| <input type="radio"/> PSCS3T | <input type="radio"/> P2S975 | <input type="radio"/> P2S975 | <input type="radio"/> PK956 | <input type="radio"/> PEB1590 |
| <input type="radio"/> PSCS5T | <input type="radio"/> PSDS5Y | Slide-in gas ranges | <input type="radio"/> PT956 | Spacemaker microwaves |
| <input type="radio"/> PSDF3Y | <input type="radio"/> PSIC3R | <input type="radio"/> PGSS908 | <input type="radio"/> PT958 | <input type="radio"/> JVM3670 |
| <input type="radio"/> PSDS3Y | <input type="radio"/> PSIC5R | <input type="radio"/> PGS968 | <input type="radio"/> PT960 | <input type="radio"/> PNM1971 |
| <input type="radio"/> PSDW3Y | <input type="radio"/> PSQS6Y | <input type="radio"/> PGS975 | <input type="radio"/> PT970 | <input type="radio"/> PVM1790 |
| <input type="radio"/> PSDS5Y | <input type="radio"/> PSB42Y | Slide-in electric ranges | Electric cooktops | <input type="radio"/> PVM1970 |
| <input type="radio"/> PSIC3R | <input type="radio"/> PSB48Y | <input type="radio"/> PS900 | <input type="radio"/> PHP900 | <input type="radio"/> PVM2170 |
| <input type="radio"/> PSIC5R | Top-freezers | <input type="radio"/> PS905 | <input type="radio"/> PHP960 | Advantium® ovens |
| <input type="radio"/> PSQS6Y | <input type="radio"/> PTS18S | <input type="radio"/> PS968 | <input type="radio"/> PP912 | <input type="radio"/> PSA1200 |
| <input type="radio"/> PSB42Y | <input type="radio"/> PTS22L | <input type="radio"/> PS978 | <input type="radio"/> PP932 | <input type="radio"/> PSA1201 |
| <input type="radio"/> PSB48Y | <input type="radio"/> PTS22S | <input type="radio"/> PS978 | <input type="radio"/> PP942 | <input type="radio"/> PSA2200 |
| Bottom-freezers | <input type="radio"/> PTS25L | <input type="radio"/> PHS925 | <input type="radio"/> PP944 | <input type="radio"/> PSB1000 |
| <input type="radio"/> PDSSOM | <input type="radio"/> PTS25S | Drop-in electric ranges | <input type="radio"/> PP945 | <input type="radio"/> PSB1001 |
| <input type="radio"/> PFSF0M | <input type="radio"/> PDSSOM | <input type="radio"/> PD900 | <input type="radio"/> PP962 | <input type="radio"/> PSB1200 |
| <input type="radio"/> PFSF0M | <input type="radio"/> PFSF0M | <input type="radio"/> PD968 | <input type="radio"/> PP972 | <input type="radio"/> PSB1201 |
| <input type="radio"/> PFSF2M | <input type="radio"/> PFSF2M | Free-standing gas ranges | <input type="radio"/> PP975 | <input type="radio"/> PSB2200 |
| <input type="radio"/> PFSF5N | <input type="radio"/> PFSF5N | <input type="radio"/> PGB900 | <input type="radio"/> PP989 | <input type="radio"/> PSB2201 |
| <input type="radio"/> PFSF5N | <input type="radio"/> PFSF5N | <input type="radio"/> PGB910 | Gas cooktops | Dishwashers |
| <input type="radio"/> PFSF5R | <input type="radio"/> PFSF5R | <input type="radio"/> PGB915 | <input type="radio"/> JGP933 | <input type="radio"/> PDW1800 |
| <input type="radio"/> PFSS5R | <input type="radio"/> PFSF6P | <input type="radio"/> PGB930 | <input type="radio"/> JGP940 | <input type="radio"/> PDW1860 |
| <input type="radio"/> PFSF6P | | | <input type="radio"/> JGP945 | <input type="radio"/> PDW7800 |
| | | | <input type="radio"/> JGP963 | <input type="radio"/> PDW7880 |
| | | | <input type="radio"/> JGP970 | <input type="radio"/> PDWF600 |
| | | | <input type="radio"/> JGP975 | <input type="radio"/> PDWF680 |
| | | | <input type="radio"/> PGP943 | <input type="radio"/> PDWF800 |



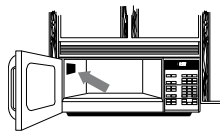
Sample model and serial number tag:



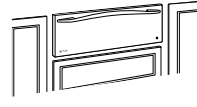
How to locate the model and serial numbers on your appliance to get your rebate:



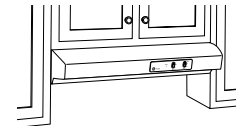
Advantium® Ovens
Front edge (open door)



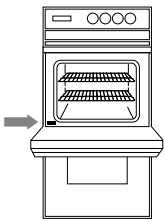
Over-the-Range Microwave Ovens
Left wall (open door)



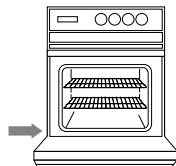
Warming Drawers
Inside left wall.




Vent Hoods
Inside left wall.




Double Ovens
Lower left corner upper oven (open door)



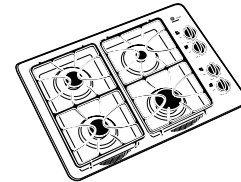
Single Ovens
Lower left corner (open door)



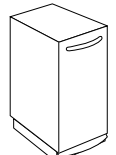
Free-Standing Ranges
Lower left corner (open drawer/panel)




Slide-in/Drop-in Ranges
Lower left corner (open door)



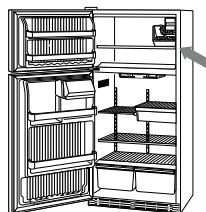
Cooktops
Middle of underside




Compactor
Left wall (open door)



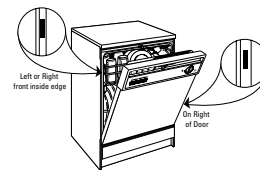
Bottom-Freezer Refrigerators
Left wall in freezer (open drawer)



Top-Freezer Refrigerators
Left wall (open door)



Side-By-Side Refrigerator
Inside ceiling or bottom right corner (open door)



Dishwashers
Left or right front inside edge or on right of door

Any questions on locating your model number and serial number, please call the GE Answer Center® at 800.626.2000

Super savings on GE Café™ appliances

12-77654

Purchase 2 or more eligible GE Café kitchen appliances February 5, 2012 to February 20, 2012 from a participating authorized GE retail dealer and, depending on the number of eligible appliances purchased, receive a GE Visa® Prepaid Card valued up to \$750*—via mail in fulfillment. See details and a list of eligible models** below. This rebate cannot be combined with any other GE rebate.

How to get your Visa prepaid card from GE

1. Complete ALL information – including serial number for each product. Incomplete forms will not be processed.
2. Include the retail invoice or sales slip (photocopy acceptable) which shows the model number and date of purchase.
3. List the model number and serial number.
4. Circle model purchased on list below.
5. Rebate submission must be postmarked no later than March 20, 2012. Late submissions will not be accepted.
6. **Mail no later than March 20, 2012 to:**
Dept 12-77654
P.O. Box 540009
El Paso, TX 88554-0009
Allow 8-10 weeks to receive your rebate card.
7. Retain a copy of submitted materials for your records.

Your Name _____

Address _____

City _____

State _____ **Zip** _____

10-Digit Phone _____

Email Address _____

By providing your email address we will notify you when your rebate claim has been received via email.
 ___ Check here if you would like to receive emails from GE about future promotions and new product innovations.

28339-GE

I represent that on _____, _____, _____ 2 or more new GE Café appliances (check all model numbers to the right) listed to the right were purchased for personal use and not for resale.

Rebate must be redeemed on appliances purchased for personal use. Multiple sales to apartments, builders, condominiums, subdivisions and wholesalers do not qualify. One GE Café kitchen package rebate per household.

Offer void where prohibited, taxed, or restricted by law. Not transferable or redeemable for cash. Fraudulent submission of form could result in federal prosecution for mail fraud under the U.S. Mail Fraud Statutes (18 USC Section 1341 and 1342). This form must be included with your rebate request. Omission of sales receipt or any other required information will delay processing. Please allow eight to ten weeks from the time the rebate form is received for delivery of the rebate card. If not received after ten weeks, **check online @ www.sendmyrebate.com** or call **1-800-871-8893**, Monday through Friday 9:00 AM to 11:00 PM EST.

Your card is issued by MetaBank™ pursuant to a license from Visa U.S.A. Inc. This card is a Visa prepaid card. Each time you use the card the amount of the transaction will be deducted from the amount of your available balance. Terms and Conditions apply to the card, including a \$1.50 ATM access fee each time the card is used at a cash dispensing machine. The operator of the ATM or any network utilized to effect the transaction may also impose a fee. Subject to applicable law, a monthly maintenance fee of \$3 (USD) applies, but is waived for the first six months after the card is issued. No additional fees will be assessed once the card balance reaches zero. Cards can be used at merchants that accept Visa debit cards. GE reserves the right to substitute a check of equal value in lieu of a Visa prepaid card at its sole discretion.

I/we hereby understand and accept the above requirements for receipt of the Visa prepaid card rebate and I/we represent that all information provided on this document is accurate and not falsified.

Customer Signature _____ Date _____

* \$150—Purchased 2 eligible appliances \$750—Purchased 4 eligible appliances
 \$450—Purchased 3 eligible appliances

You are required to enter a model number and serial number below and indicate model number on list below. If you have not taken delivery of your appliance and do not expect to receive prior to March 20, 2012, please forward your claim now without serial number. You will be notified via postcard once we process your claim that we need your serial numbers. When you have your serial numbers, call 1-800-871-8893 for the claim to be processed. All serial numbers must be submitted by May 15, 2012 for rebate to be valid.**

1	Model Number _____	Serial Number _____
2	Model Number _____	Serial Number _____
3	Model Number _____	Serial Number _____
4	Model Number _____	Serial Number _____

** Eligible Models. Please mark appliances purchased GE Café

Side-by-side refrigerators

- CSHS6U
- CSCP5U

Bottom-freezer refrigerators

- CFSP5R
- CFCP1N
- CFCP1R

Free-standing dual-fuel range

- C2S985

Free-standing electric range

- CS980

Free-standing gas ranges

- CGS985
- CGS990

Built-in single wall oven

- CT918

Built-in double wall oven

- CT959

Electric cooktops

- CP350
- CP650

Gas cooktops

- CGP350
- CGP650

Ventilation

- CV936
- CV966

Microwave

- CEB1590

Over-the-range microwave ovens

- CVM2072
- CVM1790

Advantium® oven

- CSA1201

Dishwashers

- CDWT280
- CDWT980



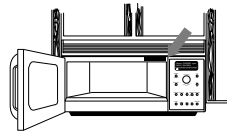
Sample model and serial number tag:

Model Number → MOD. **WPSR4130W1WW**
 Serial Number → SER. **DZ162112G**

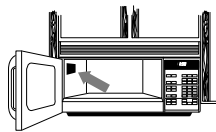
GENERAL ELECTRIC COMPANY
CLOTHES WASHER

APPLIANCE PARK 40225
 120 VOLT, 60 HZ
 10 A, 15 AMP
 LISTED
 206H
 123C8250P001

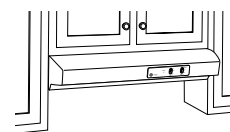
How to locate the model and serial numbers on your appliance to get your rebate:



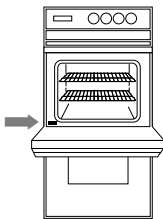
Advantium® Ovens
 Front edge (open door)



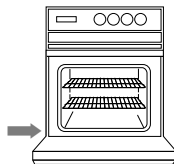
Over-the-Range Microwave Ovens
 Left wall (open door)




Vent Hoods
 Inside left wall.



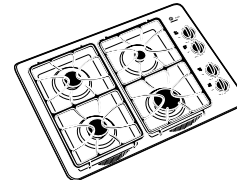
Double Ovens
 Lower left corner
 upper oven
 (open door)



Single Ovens
 Lower left corner
 (open door)




Free-Standing Ranges
 Lower left corner
 (open drawer/panel)



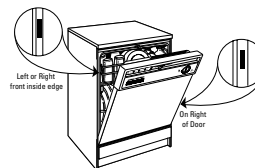
Cooktops
 Middle of underside



Bottom-Freezer Refrigerators
 Left wall in freezer
 (open drawer)



Side-By-Side Refrigerator
 Inside ceiling or bottom
 right corner (open door)



Dishwashers
 Left or right front inside
 edge or on right of door