

STANLEY[®]
Security Solutions



DOOR CLOSERS

PRICE LIST 59DC

Effective: February 1, 2010

STANLEY[®]

Closers

Closers**Contents**

Sales Policy	2	Concealed Series Closers.....	8
Warranty.....	3	Mounting Accessories.....	9, 10
General Product Information.....	4	Covers.....	11
How to Order.....	4	Arm Components	11
D-4550/D-4551 Series Closers.....	5	D-4990/D-4990T Low Energy Operator	12
D-3550/D-3551 Series Closers.....	6	Order Form.....	13
D-1650/D-1651 Series Closers.....	7		

Sales Policies

PRICES: All previous prices are superseded by this List Price. All prices are subject to change without notice. Orders for users outside the continental United States will be by quotation from the International Department to cover any additional import duties, freight, communications, and insurance cost.

All valid orders must either be accompanied by a valid quote or be part of a current and registered buying program. If an order is received that does not meet either of these conditions, it will not be entered and will be forwarded to the local contract construction representative for resolution.

ALL ORDERS WILL BE FILLED AT PRICES IN EFFECT AT THE TIME OF ORDER.

ORDERS: Stanley Security Solutions, Inc (Stanley) reserves the right to decline orders in which the price or quantity of goods is not satisfactory. Stanley will not be bound to fill any orders unless or until they have been accepted at the Indianapolis office. Stanley will accept orders via phone, email, fax or courier.

Note: Receipt or possession of this price book does not grant approval to quote or purchase Stanley products. Please contact your Stanley sales representative for further details.

For customers who have been issued a valid quote: **THE QUOTE NUMBER AND PRICE LIST NUMBER USED MUST BE CLEARLY REFERENCED ON THE ORDER.** A \$100 service fee will be deducted from any credit issued on an order in which the quote number and proper price list number was not referenced.

SPECIAL ORDERS: Any modification to a standard product configuration is considered a special order. No credits will be issued for returned special orders unless authorized by Customer Service (800) 392-5209.

PHONE ORDERS: Accuracy of phone orders will be determined by receipt of a written confirmation or acceptance of our acknowledgment.

SAMPLES: Please contact your local Stanley Contract Construction Representative (CR) for sample requests.

CANCELLATIONS: After orders are entered for manufacturing, cancellations cannot be accepted without our permission, and may be subject to a cancellation charge equivalent to 30% of the purchase price.

Cancellation of only the core portion of an order is subject to a partial cancellation fee equivalent to 30% of the core purchase price.

MINIMUM CHARGE: The expense of handling an order necessitates a minimum charge of \$50.00 net per invoice.

TERMS: Thirty (30) days net. Stanley reserves the right to add a service charge to all invoices past due. International sales are accepted with a confirmed irrevocable letter of credit.

DELIVERY: We endeavor to make prompt shipment of all orders, but we shall not be held responsible for any loss or damage resulting from delay in filling orders due to causes beyond our control, including delivery of material to us.

FREIGHT ALLOWANCES: All shipments are F.O.B. factory via carrier we select. Goods in transit are at the risk of the buyer. Single or combined shipments including Stanley lock sets, exit devices, and door closers will be considered for free freight with orders at or above \$6,000 net (product combination must be on same purchase order). These freight terms apply only to a single destination within the contiguous United States.

EXPORT REGULATIONS: Purchaser agrees to conform to, and abide by, the export laws and regulations of the United States, including, but not limited to, the Export Administration Act of 1979 as amended and its implementing regulations. Diversion contrary to US laws and regulations is prohibited.

CLAIMS: All claims due to errors or defects must be submitted, in writing, within 30 days after receipt of goods. When Stanley is responsible, adjustments will be made.

PROPER INSTALLATION: Current installation instructions for any Stanley exit device product should be carefully followed for proper operation of the installed unit. If improperly installed, malfunction of the unit may result.

BACK CHARGES: Stanley is not responsible for, does not authorize, and will not accept any back charges for the cost of any labor or material incurred by anyone other than Stanley for any repair, service, installation or replacement unless approved with Stanley's prior written consent.

RETURNED GOODS: Customer has up to one (1) year from date of invoice to return goods except for warranty returns. All materials returned to Stanley for any reason, must have a correct Return Goods Authorization (RGA) number applied to the outside of the shipping carton. A restocking charge of 30% of the purchase price will be applied to the customer's account. Transportation charges of returned goods must be prepaid by the customer. All goods must be returned within 60 days of RGA issue date. All goods must be returned in original packaging and be in resalable condition. Product not returned in saleable condition is subject to disposal by Stanley with no credit issued. Use fax number 888-214-1918 for returned goods authorization only.



Closers

Warranty

1. STANLEY SECURITY SOLUTIONS, INC. mechanical products are warranted against defects in material and workmanship for a period of **TEN (10) YEARS** from the date of invoice. The D-4990 product is warranted against defects in material and workmanship for a period of **TWO (2) YEARS** from the date of invoice.
2. STANLEY SECURITY SOLUTIONS, INC. electrical products are warranted against defects in material and workmanship for a period of **ONE (1) YEAR** from the date of invoice.
3. This warranty does not cover defects or damage arising from failure to perform normal maintenance, faulty installation, ordinary wear and tear, misuse, abuse, freight damage, application for which the product was not designed, or incorrect or improper wiring of electrical products.
4. Claims under this warranty must be made in writing to STANLEY. At its option, STANLEY will repair the defect, replace the product, or issue credit at the net value originally invoiced. STANLEY liability shall in no event exceed the net cost of the product.

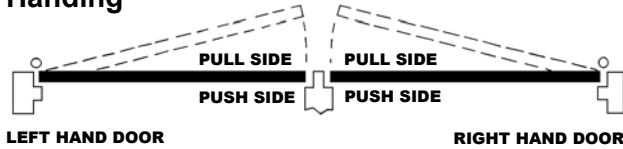
REPAIR, REPLACEMENT OR CREDIT AS PROVIDED UNDER THIS WARRANTY IS THE EXCLUSIVE REMEDY OF THE CONSUMER. STANLEY SECURITY SOLUTIONS, INC. SHALL NOT BE LIABLE FOR ANY INCIDENTAL OR CONSEQUENTIAL DAMAGES FOR BREACH OF ANY EXPRESS OR IMPLIED WARRANTY ON THIS PRODUCT. EXCEPT TO THE EXTENT PROHIBITED BY APPLICABLE LAW, ANY IMPLIED WARRANTY OF MERCHANTABILITY OR FITNESS FOR A PARTICULAR PURPOSE ON THIS PRODUCT IS LIMITED IN DURATION TO THE DURATION OF THIS WARRANTY. WE ARE NOT RESPONSIBLE FOR ANY CHARGES FOR LABOR OR MATERIALS INCURRED BY OTHERS WITHOUT OUR PRIOR WRITTEN CONSENT.

Some states do not allow the exclusion or limitation of incidental or consequential damages, or allow limitations on how long an implied warranty lasts, so the above limitations or exclusion may not apply to you. This warranty gives you specific legal rights, and you may also have other rights which vary from state to state.

Closers

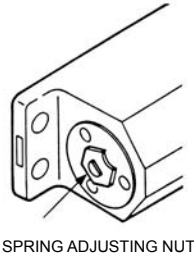
General Information

Handing



Closing Power Adjustment

Closers with spring power adjustment to size (6) are set at size (3) before leaving the factory. Closers with spring power adjustment from 1-4 are set at size (2) before leaving the factory.



SPRING ADJUSTING NUT

Interchangeable Arms

All D-3550/D-3551 and D-4550/D-4551 Series arms are interchangeable.

Thru Bolts and Sex Nuts

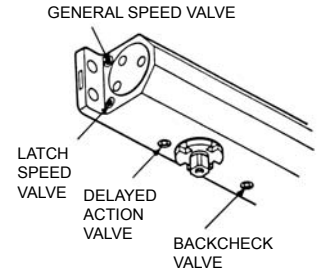
When thru bolting is ordered, factory will furnish sex nuts for use with the machine screws furnished with the closer. Nuts are sized to accommodate 1-3/4" thick doors. D-4550, D-3550 – 12/24 thread \$1.25 each
D-1650 – 10/32 thread \$1.25.

Security Screws

All mounting screws will be Torx pin tamper resistant machine screws. Available for Heavy Duty Arm applications only. Specify SEC Security Screws.

Delayed Action

A delayed action feature is available with this series for all applications and arms. The feature permits the door to close very slowly through the delayed action cycle range. To order, suffix DA to closer number.



Advanced Variable Backcheck (AVB) optional

Cylinder starts backcheck at approximately 45° instead of the normal 75°. Add suffix "ABV" to selected cylinder. When combined with Delayed Action consult factory for special template. (Heavy Duty Arm applications).

Packing

All surface mounted closers with standard arm sets are packed for mounting on regular, parallel arm or top jamb applications. D-1650 Series are packaged (10) closers per case. D-4550EH are packaged (1) per package. All other closers are packaged individually.

ANSI and UL Specifications

The Stanley door closers D-1650, D-3550, D-4550, and CO-52, 53, 54 Series meet the requirements of the ANSI/BHMA Standard A156.4 – 2000 Grade 1. Underwriters' Laboratories and Underwriters' Laboratories of Canada Listing. "For Self-Closing Doors Without Hold-Open feature" on R7525(R).



HOW TO ORDER

CLOSERS

Options: add suffix

- AVB - Advanced Variable Backcheck (optional)
- DA - Delayed Action (optional)
- LL - Lead Lined Cover (optional)
- MC - Metal Cover (optional)

Size: 0 - (refer to individual closer)
1 - size 1-4

Model No.

Arm Type: add suffix

- L - Long Rod Forearm (TJ only)
- H - Standard Hold-Open
- HL - Standard Hold-Open w/ Long Rod & Shoe
- HXL - Standard Hold-Open w/ Long Rod & Shoe
- PH - Parallel Hold-Open
- EDA - Heavy Duty Arm
- H-EDA - Heavy Duty Arm w/ Hold-Open
- S - Heavy Duty Arm w/ Stop
- CS - Heavy Duty Arm w/ Compression Stop
- HS - Heavy Duty Arm w/ Hold-Open & Stop
- HCS - Heavy Duty Arm w/ Hold-Open & Comp. Stop
- T - Track Mount
- HT - Track Mount w/ Hold-Open

D-4550DAEDA × 689 × SN

Finish:

- 689 - Aluminum
- 690 - Statuary Bronze
- 691 - Bronze
- 693 - Black
- 695 - Dark Bronze
- 696 - Brass

Finish Option:

- SRI - Special Rust Inhibitor

Fasteners:

- * SN - Sex Nuts & Bolts
Wood & Machine
Screws furnished
standard.

SEC - Security Screws

- * When using sex nuts with doors thicker than 1-3/4" please indicate on order form.



Closers

D-4550/D-4551 Series Closers

COMPLETE CLOSERS

Application	D-4550/D-4551 Series	Price	Weight
Standard, Parallel Arm, Top Jamb	Std. w/PA Brkt	299.00	9 lbs.
Long Rod Forearm (top jamb only)	L	299.00	9 lbs.
Hold Open Arm (standard & top jamb)	H	322.00	9 lbs.
Hold Open Parallel Arm	PH	322.00	9 lbs.
Heavy Duty Arm (PA only)	EDA	322.00	11 lbs.
Heavy Duty Arm w/ Hold Open (PA only)	H-EDA	360.00	11 lbs.
Heavy Duty Arm w/ Stop (PA only)	S	353.00	11 lbs.
Heavy Duty Arm w/ Compression Stop (PA only)	CS	478.00	11 lbs.
Heavy Duty Arm w/ Hold Open & Stop (PA only)	HS	392.00	11 lbs.
Heavy Duty Arm w/ Hold Open & Compression Stop (PA only)	HCS	509.00	11 lbs.
Track Mounting (pull side only)	T	348.00	10 lbs.
Track Mounting with Hold Open (pull side only)	HT	360.00	10 lbs.
Track Compression Stop	TCS	360.00	10 lbs.

Options		Price
Advanced Variable Backcheck Option	AVB	14.00
Delayed Action Cylinder Option	DA	28.00
Sex Nuts (add 1 package per closer - 4 sex nuts per pkg.)	SN	6.00
Lead Lined Cover	LL	60.00
Metal Cover	MC	31.00
Security Screws	SEC	61.00
Special Rust Inhibitor.....	SRI.....	25.00

CYLINDER ASSEMBLY SETS

Description	Assembly No.	Price	Weight
Cylinder Body and Cover, size 1-6 or 2-6	DB-4550	230.00	7 lbs.
Cylinder Body and Cover, size 1-4	DB-4551	230.00	7 lbs.
Cylinder Body and Cover with DA, size 1-6 or 2-6	DB-4550DA	258.00	7 lbs.
Cylinder Body and Cover with DA, size 1-4	DB-4551DA	258.00	7 lbs.

ARM ASSEMBLY SETS

Description	Assembly No.	Price	Weight
Standard Arm Set (Std., PA & Top Jamb)	A45-501	69.00	2 lbs.
Standard Arm with Long Rod and Shoe Set (Top Jamb)	A45-501L	69.00	2 lbs.
Standard Hold-Open Arm Set (Std. & Top Jamb)	A45-501H	92.00	2 lbs.
Standard Hold-Open Arm w/ Long Rod and Shoe Set	A45-501HL	92.00	2 lbs.
Standard Hold-Open Arm w/ Long Rod and Shoe Set	A45-501HXL	92.00	2 lbs.
Parallel Hold-Open Arm Set	A45-503H	92.00	2 lbs.
Heavy Duty Parallel Arm Set	A45-505	92.00	4 lbs.
Heavy Duty Parallel Arm Set w/ Hold-Open	A45-505H	130.00	4 lbs.
Heavy Duty Parallel Arm Set w/ Stop	A45-505S	123.00	4 lbs.
Heavy Duty Parallel Arm Set w/ Compression Stop	A45-505CS	248.00	4 lbs.
Heavy Duty Parallel Arm Set w/ Hold-Open and Stop	A45-505HS	162.00	4 lbs.
Heavy Duty Parallel Arm Set w/ Hold-Open and Comp. Stop ..	A45-505HCS	279.00	4 lbs.
Track Rail Arm and Track Set (pull side only)	A45-507T	118.00	3 lbs.
Track Rail Arm and Hold-Open Track Set (pull side only)	A45-507HT	130.00	3 lbs.
Track Compression Stop	A45-507TCS	130.00	3 lbs.

NOTES

- Closers are available in the following painted finishes: Aluminum (689), Dark Bronze (695), Statuary Bronze (690), Bronze (691), Brass (696), and Black (693).
- Arm Assemblies are interchangeable between D-4550 and D-3550 Series Closers.



Closers

D-3550/D-3551 Series Closers

COMPLETE CLOSERS

Application	D-3550/D-3551 Series	Price	Weight
Standard, Parallel Arm, Top Jamb	STD w/PA Brkt	267.00	7 lbs.
Long Rod Forearm (top jamb only)	L	267.00	7 lbs.
Hold Open Arm (standard & top jamb)	H	290.00	7 lbs.
Hold Open Parallel Arm	PH	290.00	7 lbs.
Heavy Duty Arm (PA only)	EDA	290.00	9 lbs.
Heavy Duty Arm w/ Hold Open (PA only)	H-EDA	328.00	9 lbs.
Heavy Duty Arm w/ Stop (PA only)	S	321.00	9 lbs.
Heavy Duty Arm w/ Compression Stop (PA only)	CS	446.00	9 lbs.
Heavy Duty Arm w/ Hold Open & Stop (PA only)	HS	360.00	9 lbs.
Heavy Duty Arm w/ Hold Open & Compression Stop (PA only)	HCS	477.00	9 lbs.
Track Mounting (pull side only)	T	316.00	8 lbs.
Track Mounting w/ Hold Open (pull side only)	HT	328.00	8 lbs.
Track Compression Stop	TCS	328.00	8 lbs.
Options		Price	
Delayed Action Cylinder Option	DA	28.00	
Sex Nuts (add 1 package per closer - 4 sex nuts per pkg.)	SN	6.00	
Security Screws	SEC	61.00	
Special Rust Inhibitor.....	SRI.....	25.00	

CYLINDER ASSEMBLY SETS

Description	Assembly No.	Price	Weight
Cylinder Body and Cover, size 2-6	DB-3550	198.00	5 lbs.
Cylinder Body and Cover, size 1-4	DB-3551	198.00	5 lbs.
Cylinder Body and Cover with DA, size 2-6	DB-3550DA	226.00	5 lbs.
Cylinder Body and Cover with DA, size 1-4	DB-3551DA	226.00	5 lbs.

ARM ASSEMBLY SETS

Description	Assembly No.	Price	Weight
Standard Arm Set (Std., PA & Top Jamb)	A45-501	69.00	2 lbs.
Standard Arm with Long Rod and Shoe Set (Top Jamb)	A45-501L	69.00	2 lbs.
Standard Hold-Open Arm Set (Std. & Top Jamb)	A45-501H	92.00	2 lbs.
Standard Hold-Open Arm w/ Long Rod and Shoe Set	A45-501HL	92.00	2 lbs.
Standard Hold-Open Arm w/ Long Rod and Shoe Set	A45-501HXL	92.00	2 lbs.
Parallel Hold-Open Arm Set	A45-503H	92.00	2 lbs.
Heavy Duty Parallel Arm Set	A45-505	92.00	4 lbs.
Heavy Duty Parallel Arm Set w/ Hold-Open	A45-505H	130.00	4 lbs.
Heavy Duty Parallel Arm Set w/ Stop	A45-505S	123.00	4 lbs.
Heavy Duty Parallel Arm Set w/ Compression Stop	A45-505CS	248.00	4 lbs.
Heavy Duty Parallel Arm Set w/ Hold-Open and Stop	A45-505HS	162.00	4 lbs.
Heavy Duty Parallel Arm Set w/ Hold-Open and Comp. Stop ..	A45-505HCS	279.00	4 lbs.
Track Rail Arm and Track Set (pull side only)	A45-507T	118.00	3 lbs.
Track Rail Arm and Hold-Open Track Set (pull side only)	A45-507HT	130.00	3 lbs.
Track Compression Stop	A45-507TCS	130.00	3 lbs.

NOTES

- Closers are available in the following painted finishes: Aluminum (689), Dark Bronze (695), Statuary Bronze (690), Bronze (691), Brass (696), and Black (693).
- Arm Assemblies are interchangeable between D-4550 and D-3550 Series Closers.



Closers

D-1650/D-1651 Series Closers

COMPLETE CLOSERS - (Less Cover)

Application	D-1650/D-1651 Series	Price	Weight
Standard, Parallel Arm, Top Jamb	Std. w/PA Brkt	169.00	5 lbs.
Long Rod Forearm (top jamb only)	L	169.00	5 lbs.
Hold Open Arm (standard & top jamb)	H	181.00	5 lbs.
Hold Open Parallel Arm	PH	181.00	5 lbs.
Track Mounting (pull side only)	T	197.00	6 lbs.
Track Mounting with Hold Open (pull side only)	HT	212.00	6 lbs.
Options		Price	
Drop Plate	P16-180	37.00	2 lbs.
Full Cover	FC	11.00	1 lbs.
Sex Nuts (add 1 package per closer - 4 sex nuts per pkg.)	SN	6.00	
Security Screws	SEC	61.00	
Special Rust Inhibitor.....	SRI.....	25.00	

CYLINDER ASSEMBLY SETS

Description	Assembly No.	Price	Weight
Cylinder Body and Cover, size 2-5	DB-1650	126.00	4 lbs.
Cylinder Body and Cover, size 1-4	DB-1651	126.00	4 lbs.

ARM ASSEMBLY SETS

Description	Assembly No.	Price	Weight
Standard Arm Set (Std., PA & Top Jamb)	A16-501	43.00	1 lbs.
Standard Arm with Long Rod (Top Jamb)	A16-501L	43.00	1 lbs.
Standard Hold-Open Arm Set (Std. & Top Jamb)	A16-501H	55.00	1 lbs.
Parallel Hold-Open Arm Set	A16-503H	55.00	1 lbs.
Track Rail Arm and Track Set	A16-507T	71.00	2 lbs.
Track Rail Arm and Hold-Open Track Set	A16-507HT	86.00	2 lbs.

FULL COVER SETS

Description	Assembly No.	Price	Weight
Full Cover	C-165	11.00	1 lbs.

NOTES

- Closers are shipped standard **Less Cover**.
- Closers are available in the following painted finishes: Aluminum (689), Dark Bronze (695), Statuary Bronze (690), Bronze (691), Brass (696), and Black (693).
- Closers are packed (10) per case.



Closers

Concealed Series Closers

CONCEALED IN-DOOR CLOSERS

Application	CO-50 Series	Price	Weight
Concealed In-Door Size 3	CO-53	260.00	5 lbs.
Concealed In-Door Size 4	CO-54	260.00	5 lbs.
Concealed In-Door Size 3 with Hold Open	CO-153	275.00	5 lbs.
Concealed In-Door Size 4 with Hold Open	CO-154	275.00	5 lbs.

OVERHEAD CONCEALED CLOSERS (Handed)

Application	CO-50 Series	Price	Weight
Overhead Concealed Size 5	CO-55	500.00	12 lbs.
Overhead Concealed Size 6	CO-56	500.00	12 lbs.
Overhead Concealed Size 5 with Hold Open	CO-155	510.00	12 lbs.
Overhead Concealed Size 6 with Hold Open	CO-156	510.00	12 lbs.

DOUBLE ACTING OVERHEAD CONCEALED CLOSERS (Side Loading)

Application		Door Opening		30 Series	Price	Weight
Max Opening	Hold Open	Max Int.	Max Ext.			
105°		3'-0"	2'-6"	30-21S	315.00	10 lbs.
90°		3'-0"	2'-6"	30-23S	315.00	10 lbs.
105°	105°	3'-6"	3'-0"	30-30S	315.00	10 lbs.
90°		3'-6"	3'-0"	30-31S	315.00	10 lbs.
105°	90°	3'-6"	3'-0"	30-32S	315.00	10 lbs.
105°				30-34S	315.00	10 lbs.
105°				30-41S	323.00	10 lbs.

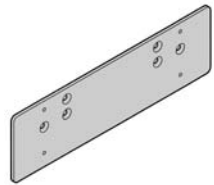
NOTES

- Closers are available in Aluminum (689) painted finishes.
- Special Rust Inhibitor (SRI) for installations where a higher level of corrosive resistance is required. Add \$25.00.

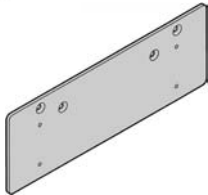
Mounting Accessories

Description	Part No.	Price	Weight
-------------	----------	-------	--------

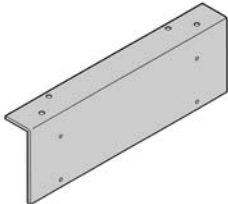
D-4550/D-4551 Cylinder Mounting Plates



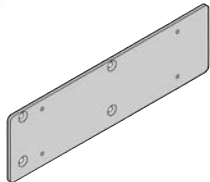
Drop Plate (Std., PA or TJ mount) P45-180 39.00 4 lbs.



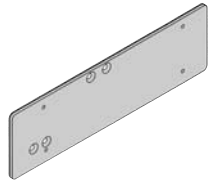
Drop Plate (PA mount) Heavy Duty for use with a narrow top rail P45-180D .. 39.00 4 lbs.



Angle Bracket (push side mount) P45-190 39.00 5 lbs.

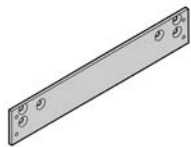


Adapter Plate for D4550 with Heavy Duty Arm Application to retrofit to LCN 4111 with Heavy Duty Arm Application P45-4110 ... 39.00 4 lbs.

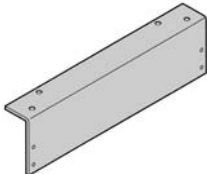


Adapter Plate for D4550 with Heavy Duty Arm Application to retrofit to LCN 4040 with Heavy Duty Arm Application P45-4040 ... 39.00 4 lbs.

D-3550/D-3551 Cylinder Mounting Plates

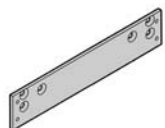


Drop Plate (Std., PA or TJ mount) P35-180 39.00 3 lbs.



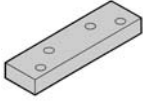
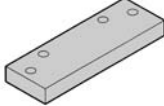

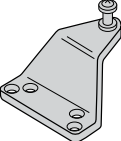
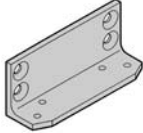
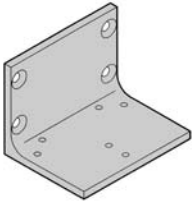
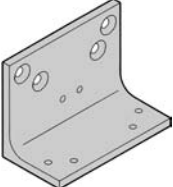
Angle Bracket (push side mount) P35-190 39.00 4 lbs.

D-1650/D-1651 Cylinder Mounting Plates



Drop Plate (Std., PA or TJ mount) P16-180 39.00 2 lbs.

Mounting Accessories

Description	Part No.	Price	Weight	
D-4550/D-3550 Arm Mounting Accessories				
	Spacer Block for mounting PA Bracket on Rabbet	P45-110	15.00	1 lbs.
	Spacer Block for mounting HD Arms on Rabbet	P45HD-110	16.00	1 lbs.
	Angle Bracket for Shoe Support on HD Arms	P45HD-112	16.00	0.5 lbs.
	Extra-Clearance Offset Soffit Plate Bracket	P45-113	24.00	1 lbs.
	Angle Bracket for mounting PA Bracket on Flush Transom	P45-114	19.00	1 lbs.
	Angle Bracket for mounting HD Arms on Flush Transom	P45HD-114	25.00	2 lbs.
	Angle Bracket for mounting HD Arms on Flush Transom with Over Head Stop Applications	P45HD-114-1	25.00	2 lbs.



Closers

Components

COVERS

4550/3550 SERIES

	Part No.	Price
4550 Series Cover	C-455	12.00
4550 Series Metal Cover	MC-455	31.00
3550 Series Cover	C-355	12.00
1650 Series Cover	C-165	11.00

ARM COMPONENTS

4550/3550 SERIES - Standard (STD, PA & TJ Mount)

	Part No.	Price
Parallel Arm Shoe	501-11	9.00
Standard Main Arm	501-22	20.00
Standard Fore Arm	501-44	13.00
Standard Arm Adjusting Rod	501-66	11.00
Standard Arm Long Adjusting Rod	501L-66	11.00
Standard Arm Shoe	501-88	7.00
Elbow Connection Machine Screw	501-32	2.00
Elbow Connection Washer	501-10	2.00
Adjusting Rod Check Nut	501-36	2.00
Standard Shoe Hinge Pin	501-35	2.00
Standard Shoe Machine Screw	501-38	2.00
Threaded Stop Insert	505-117	28.00
Compression Stop Insert	501-39	60.00

Closers

Low Energy Operators and Accessories

D-4990



D-4990T



Low Energy Operators (Non-handed)
Description

Description	Product No.	628 313-dark bronze
8R-D-4990 Series - Push Side Mount (includes arm assembly)	D-4990	3,678
8R-D-4990T Series - Pull Side Mount (includes arm assembly)	D-4990T	3,723

Accessories

6" Round 6" Ring



4 1/2" Square



Jamb



Dual Plate



Touchless



433



Push Plate Posts



Description	Product No.	
Arm Assemblies (used with D-4990).....	A45-501L	69
(used with D-4990T)	A45-507T	118
Optional Power Supply 24VDC @ 0.5A	PS-490	37
6" Round Stainless Steel Plate		
Handicap logo and Push-to-Open text	CL2216	160
6" round surface mount box	CL2220	67
6" round weather ring	CL2223	12
4 1/2" Square Stainless Steel Plate		
Handicap logo and Push-to-Open text	CL4163	151
4 1/2" square surface mount box	CL4638	67
Jamb Stainless Steel Plate		
Handicap logo and Push-to-Open text	CL2055	118
Surface mount box	CL2245	21
Dual Push Plate"Vestibule Plate"		
Vestibule plate with text, logo and arrows	CL2388	235
Touchless Push Plates		
Touchless push plate fits single gang box	CL2025	242
Touchless push plate fits double gang box	CL2026	242
Radio Control 433 Transmitters / 433 Receiver		
Digital transmitter 433MHz w/flag conn 9v battery (1 button)	CL4490	158
433 MHz digital receiver	CL4485	173
Push Plate Posts		
Silver - mounting post for stanless steel push plates*	CL2248	326
Black - mounting post for stanless steel push plates*	CL2247	315
Bronze - mounting post for stanless steel push plates*..	CL2249	326
* For use with 4 1/2" square plates part # CL4163		
Push Plate Packages		
2 square push plates, 2 boxes (surface or flush mount), 2 transmitters, 1 receiver (433 Freq)	CL2212	925

Low Energy Operator	Weight
D-4990	40.00
D-4990T	40.00

To Order: Specify: 8R-D-4990 x 628. Accessories ordered separate.



Price Protected Contract Construction Projects Request

Instructions

- 1 Complete and return this form by February 15, 2010 to receive price protection on your contract construction projects. Fax this form to 317-806-3258 or 877-835-1030. The Pricing Department will fax this form back to you with the factory issued quote number(s) on the form.
- 2 Do not list projects for which you already have a registered factory quote number.
- 3 All orders must have a factory issued quote number and must be placed by May 15, 2010 to be eligible for price protection.
- 4 Under product type below, list the major product quoted (for example, 1CX, 1CF, 7KC, 9K, 45H, 2100, 2200, 03550, 04550, etc).

Dealer name _____
 Contact person _____
 Dealer address _____
 City _____ State _____ Zip/Postal _____
 Phone _____ Fax _____
 Mobile phone _____ E-mail _____

Item no	Project name	City/state	Product type	Est quantity	Factory issued quote
1					
2					
3					
4					
5					
6					
7					
8					
9					
10					
11					
12					
13					
14					
15					
16					



Stanley Security Solutions, Inc.

6161 East 75th Street, Indianapolis, Indiana 46250

©2010 Stanley Security Solutions, Inc. • www.stanleysecuritysolutions.com

10M 110
SDC010