



# Port Hedland Fluoridation Survey 2013

PREPARED FOR: Department of Health WA - Water Unit

DATE: September 2013

## DISCLAIMER:

This report has been prepared by Patterson Research Group on behalf of Water Unit, Environmental Health Directorate, Public Health Division, Department of Health WA. All results presented in this publication were deemed accurate at the time of preparation. Any representation or statement, expressed or implied, in this publication is made in good faith and is based on sources believed to be reliable and accurate at the time of publication. The authors of this report do not accept legal liability or responsibility for any consequences arising from its use.

## ISO 20252 Regulations and Code of Professional Behaviour

AS: ISO 20252 is recognised internationally as the industry quality control standard for market and social research. Patterson Research Group was the first Western Australian company to gain full ISO 20252 accreditation, – which it still holds. The International Standard governs all areas of research from fieldwork through to reporting.

The research consultants from Patterson Research Group are also full members of the Australian Market and Social Research Society (AMSRS), and the agency principal Keith Patterson holds Qualified Practicing Market Researcher (QPMR) status. Patterson Research Group operates under the Market and Social Research Privacy Code as approved by the Privacy Commissioner, and adheres to the Australian Market and Social Research Society's Code of Professional Behaviour. Individual members of AMSRS are bound by the Code of Professional Behaviour, which covers both the ethical requirements and standard conditions of conducting and reporting market and social research. The Code of Professional Behaviour outlines ethical obligations and rules under the three key areas:

- o Responsibilities to respondents
- o Researchers' professional responsibilities
- o Researchers' and clients' mutual rights and responsibilities

In summary, the code protects the confidentiality rights of respondents and ensures the ethical design and conduct of research. To access a copy of the Code of Professional Behaviour go to: <http://www.amsrs.com.au>

## Independence

Patterson Research Group has operated in Western Australia for over 25 years, providing the highest standard market research services to a wide range of clients. Over that period it has served the research needs of a wide range of private and public sector clients, not the least being the WestPoll series of public opinion polls conducted for the West Australian Newspaper for over 25 yrs. Together with its related fieldwork company West Coast Field Services, the group has in excess of \$3 million annual turnover.

## Privacy Regulations and Confidentiality

The telephone interviews for this project were conducted with randomly selected members of the public residing in Port Hedland. These individual responses were combined and the findings in this report are only discussed on an aggregate level.

Under the privacy principles of the market research industry, unless explicit permission has been given by individual respondents, respondent identity cannot be revealed to the research client or any other third party under any circumstance. Whilst records are kept for the purpose of validating survey results (10% of each interviewer's work is validated by means of a call back check interview) the data record is de-identified as soon as practical after the survey.

**All Correspondence and enquiries to:**

Water Unit  
Environmental Health Directorate  
Public Health Division  
Department of Health  
PO BOX 8172  
Perth Business Centre WA 6849

Tel: (08) 9388 4999

© Department of Health, Western Australia 2013

## **ISO 20252: Market, Opinion and Social Research**

Patterson Research Group operates using systems that have been developed in compliance with the ISO 20252 Standard for Market, Opinion and Social Research

In accordance with our Quality Assurance System, this report has been reviewed and approved by:

Name: Keith Patterson

Position: Senior Consultant of Patterson Research Group

Date: 12/09/2013

Document Version: Final

## Table of Contents

1.0. Introduction .....	7
2.0 Research approach .....	8
2.1. Research objectives .....	8
2.2. Research method .....	8
2.2.1. Fieldwork details .....	8
2.2.2. Sample selection .....	8
2.2.3. Questionnaire .....	9
2.2.4. Sample size and survey precision .....	9
2.2.5. Response rates .....	10
2.2.6. Data processing and analysis .....	11
2.2.7. Sample profile .....	11
3.0. Detailed findings .....	13
3.1. Demographics .....	13
3.1.1. Gender .....	13
3.1.2. Age .....	13
3.1.3. Life stage .....	14
3.1.4. Household income (Response based) .....	14
3.2. Length of time residing in Port Hedland .....	15
3.3. Whether connected to public water supply .....	16
3.4. Most commonly used source of drinking water .....	17
3.5. Awareness of whether water fluoridation has taken place in Port Hedland ....	18
3.6. Agreement with the fluoridation of the public drinking water supply .....	19
3.7. Perception of safety of water fluoridation .....	20
3.8. Whether believe that fluoridation of water supply helps prevent tooth decay .	21
3.9. Whether in favour of adding fluoride to the public drinking water supply .....	24
3.10. Previous understanding of water fluoridation .....	26
Appendix A – Questionnaire .....	29
Appendix B – Data Tables .....	39
Appendix C – Verbatim .....	47

This page is left intentionally blank.

## 1.0. Introduction

Port Hedland, including South Hedland, is the second largest city within the Pilbara region of Western Australia. According to the Australian Bureau of Statistics census data for 2011 the resident population at that time was 9,614. \*

The Department of Health is considering fluoridating the public water supply in the Port Hedland area. The water already contains some natural fluoride. Most of Western Australia's drinking water is fluoridated to benefit teeth.

The Department of Health is looking for reliable and independent feedback from the community to inform any decision into whether Port Hedland's public water supply should be fluoridated.

The Water Unit of WA's Department of Health commissioned Patterson Research Group, as an independent research consultancy, to complete a reliable community survey among residents in the Port Hedland area. The main aim of the research was to investigate the residents' awareness and attitudes regarding fluoridation of the water supply in the Port Hedland area. The research data found in this community survey will be used in the assessment on whether or not to add fluoride to the public water supply in Port Hedland.

In July 2013, a total of 445 telephone interviews were completed with residents within households in the Port Hedland area (including South Hedland). The project was originally designed to cover a sample of 500 completed interviews. However, the target sample was revised to n=445. The main reason for the revision of the total sample was due to sample exhaustion (running out of sufficient fresh sample. i.e. unused telephone numbers).

Nevertheless, for an adult population of the size of Port Hedland, a sample of n=445 provides a maximum survey error of  $\pm 4.5\%$  at the 95% confidence level, which is sufficient for reliable statistical analysis. The reader should refer to Section 2 for full details of the research approach and sampling procedure.

\*Australian Bureau of Statistics (2011). Census Data: Popular Statistics.  
<http://www.abs.gov.au/AUSSTATS/abs@.nsf/web+pages/statistics?opendocument#from-banner=GT>. Updated April 2013.

## 2.0 Research approach

### 2.1. Research objectives

The Water Unit of WA's Department of Health commissioned Patterson Research Group, as an independent research consultancy, to complete a reliable community survey among residents in the Port Hedland area. The main aim of the research was to investigate the residents' awareness and attitudes regarding fluoridation of the water supply in the Port Hedland area. The research data found in this community survey will be used in the assessment on whether or not to add fluoride to the public water supply in Port Hedland.

### 2.2. Research method

#### 2.2.1. Fieldwork details

The research was carried out as a telephone survey of West Australian adults.

The fieldwork was carried out by West Coast Field Services (WCFS) from their dedicated telephone room based in Applecross, WA.

All interviews were conducted by means of a random dial telephone survey. Prior to the commencement of interviewing, all team members were fully briefed as to the purpose of the survey along with any necessary question specific instructions. All calls were made using WCFS dedicated Computer Assisted Telephone Interviewing (CATI) software; SurveyCraft.

#### 2.2.2. Sample selection

The survey was structured to provide an accurate and reliable assessment of the community sentiment among residents in the whole Port Hedland area (including South Hedland).

The research was carried out as a random dial telephone survey based on samples from the White Pages on CD-ROM. The research target group was the adult community (aged 18+) in the Port Hedland geographical area.

Four hundred and forty-five members (445) of the general public in the Port Hedland area (including South Hedland), aged 18 years or over, completed the survey. The fieldwork took place from the 26<sup>th</sup> July to the 2<sup>nd</sup> August 2013.

To ensure respondents met the research requirements, each respondent was screened to ensure they were aged 18 or over and currently living in the target area.



Due to limited availability of telephone numbers within the Port Hedland area, as well as previous advice from West Coast Field Services on the relatively high proportion of inactive numbers encountered in Port Hedland, Patterson Research Group revised the initial target of 500 interviews to a minimum of 400 interviews. Four hundred and forty-five (445) interviews were achieved in total in the Port Hedland area.

In order to ensure the highest number of interviews were achieved within Port Hedland, Patterson Research Group did not place demographic quotas on the sample during interviewing. Post data collection, the data was weighted according to the latest census data available from the Australian Bureau of Statistics (ABS, 2011)\* to ensure that the sample profile most closely represents the true profile of the Port Hedland community, in terms of age and gender.

### **2.2.3. Questionnaire**

The questionnaire used for the research was designed by the Water Unit of WA's Department of Health and was used for similar research in other geographical areas previously. A copy of the final questionnaire, as used for the data collection has been provided in Appendix A.

### **2.2.4. Sample size and survey precision**

As mentioned in section 2.2.2., the originally planned target sample of n=500 was reduced and n=445 interviews were achieved in the Port Hedland area. This was due to sample exhaustion.

The sample of 445 provides a theoretical survey error of +/- 4.5% at the 95% confidence level. The survey results have quoted sample sizes in each of the tables and figures to provide a guide on the accuracy or the reliability of the data. Survey accuracy is a function of both the sample size and the distance that the survey results are from 50% (broadly, the further a survey estimate is from 50%, the more accurate it will be). Hence, while the exact confidence limits will vary according to the survey result itself, some broad tolerance limit guidelines have been quoted to provide a guide as to the accuracy of the survey results. Table 1 which follows shows the variation in survey error for the sample size and population size for this survey.

The survey sample of 445 adults produces a survey error of  $\pm 4.5\%$  at the 95% confidence level. The survey precision table outlined in Table 1 shows the survey error at the 95% level of confidence for each of the main age and gender sub-groups.

\*Australian Bureau of Statistics (2011). Census Data: Popular Statistics.  
<http://www.abs.gov.au/AUSSTATS/abs@.nsf/web+pages/statistics?opendocument#from-banner=GT>. Updated April 2013.

Table 1: Survey precision table

	Survey error at 95% level of confidence
n=445 Total sample (est. population – 9,614)*	+/- 4.5%
<b>Gender sub-group</b>	
Male n=213 (est. population – 5,342)*	+/-6.6%
Female n=232 (est. population – 4,272)*	+/-6.3%
<b>Age sub-group</b>	
18-39 years n=190 (est. population – 5,449)*	+/-10.1%
40+ years n=255 (est. population – 4,165)*	+/-5.9%

### 2.2.5. Response rates

The response rate is calculated as the number of interviews completed as a proportion of the calls made. The response rate is shown in Table 2 which follows.

Table 2: Survey precision table

Response rate	N=445 (16%)
Total no. households/organisations	2738
Interviews	445
Refusals	416
Not available - Total	576
<i>Answer machine</i>	148
<i>Call back</i>	107
<i>No reply/engaged</i>	299
<i>Away for duration</i>	22
Disconnected numbers	178
Business/ Fax numbers	15
Ineligible (screener/quotas)	120
Ineligible (Respondent incapable of completing interview)	25
Number called more than 6 times	963

\*Australian Bureau of Statistics (2011). Census Data: Popular Statistics.  
<http://www.abs.gov.au/AUSSTATS/abs@.nsf/web+pages/statistics?opendocument#from-banner=GT>. Updated April 2013

### 2.2.6. Data processing and analysis

As a means of ensuring the highest quality of data, West Coast Field Services (WCFS) routinely validate a proportion of all data. Effectively this means that a random selection of respondents are re-contacted and their recorded responses are checked to ensure the most accurate recording of data is upheld by the field team at all times.

Following data collection, responses to “other specify” questions and open-ended questions were coded (the process by which similar responses are assigned a numerical code) to allow for quantitative analysis. Again, a proportion of all coded data is verified to ensure quality throughout the data processing stage. The full verbatim for responses to both “other specify” questions and open-ended questions can be found in Appendix C of this document.

Post data collection, the data was weighted according to the latest census data available from the Australian Bureau of Statistics (ABS, 2011)\*. Patterson Research Group routinely weights data to ensure that the sample profile most closely represents the true profile of the West Australian community, in terms of age and gender. The final data set was analysed using survey analysis software; Q, the result of which are quantitative data tables. The data tables form the basis of this report and have been included in Appendix B.

### 2.2.7. Sample profile

The survey was designed to capture between 400 and 500 respondents aged 18 years and over in the Port Hedland area. Previous experience in conducting telephone interviews in the Port Hedland area suggested that the proportion of ‘dead’ or unusable landline numbers was higher than average. In this way it was necessary to maximise the number of surveys completed – in order to do this no age or gender quotas were placed on the sample during fieldwork.

The sample was weighted using a 4 cell age/gender weights matrix, in order to reflect the age and gender distribution of Port Hedland according to the most recent Australian Bureau of Statistics population’s projections. (ABS, 2011)\*

\*Australian Bureau of Statistics (2011). Census Data: Popular Statistics.  
<http://www.abs.gov.au/AUSSTATS/abs@.nsf/web+pages/statistics?opendocument#from-banner=GT>. Updated April 2013.

Table 3 below shows the sample profile for the survey, comparing the unweighted and weighted raw sample numbers, and the final weighted proportions.

Table 3: Sample profile

		Unweighted n	Unweighted %	Weighted n	Weighted %
<b>Age</b>	18-39	190	43%	245	57%
	40+	255	57%	191	43%
<b>Gender</b>	Male	213	48%	245	55%
	Female	232	52%	200	45%
<b>Life Stage</b>	Single	49	11%	56	13%
	Young couple	42	9%	50	11%
	Young parent	158	36%	180	40%
	Mature parent	99	22%	85	19%
	Empty nester	95	21%	71	16%
<b>Household Income</b>	Up to \$50k	37	8%	32	7%
	\$51- \$100k	40	9%	42	9%
	\$101k Plus	306	69%	308	69%
	Don't know/ Refused	62	14%	64	14%
<b>Connected to Water supply</b>	Connected	437	98%	436	98%
	Not connected	1	< 1%	1	< 1%
	Not sure	7	2%	8	2%
<b>Location</b>	Port Hedland (incl. South Hedland)	445	100%	445	100%
<b>TOTAL</b>		<b>445</b>	<b>100%</b>	<b>445</b>	<b>100%</b>

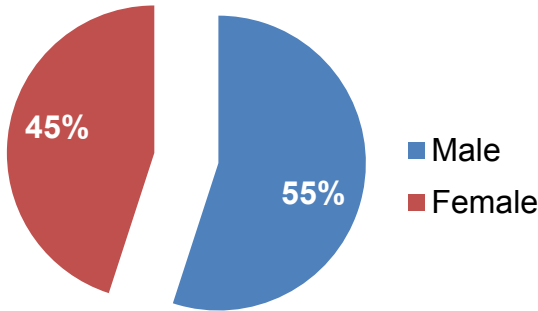
### 3.0. Detailed findings

#### 3.1. Demographics

##### 3.1.1. Gender

The sample is representatively split by gender. In the weighted sample 55% are males and 45% are females. This represents the population profile of Port Hedland.

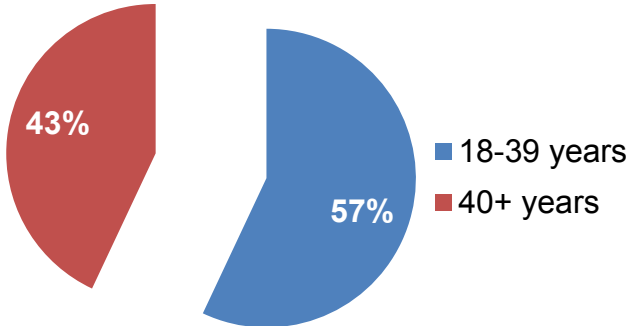
Figure 1: Gender (n=445)



##### 3.1.2. Age

The weighted sample is representative for the division in age groups in the Port Hedland area aged 18 years and over. In the weighted sample 57% of the respondents are aged 18-39 and 43% of the respondents are 40 years or over.

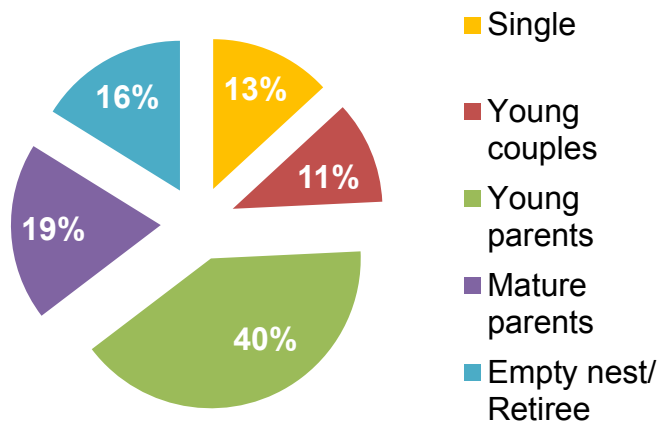
Figure 2: Age (n=445)



### 3.1.3. Life stage

Based on the weighting on gender and age; the weighted life stage sample is shown below.

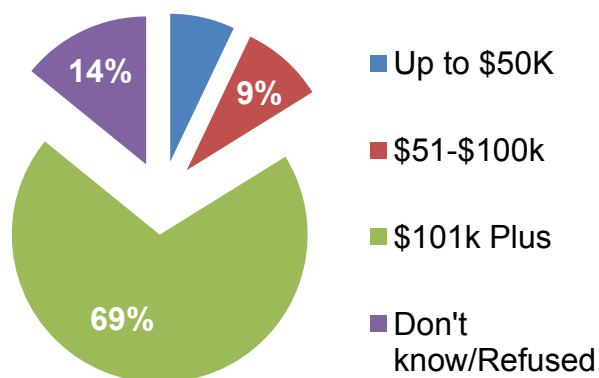
Figure 3: Life stage (n=445)



### 3.1.4. Household income (Response based)

Based on the weighting on gender and age; the weighted household income of the sample is shown below. Fourteen per cent (14%) of all respondents (weighted) preferred not to provide any details about their household income.

Figure 4: Household income (n=445)



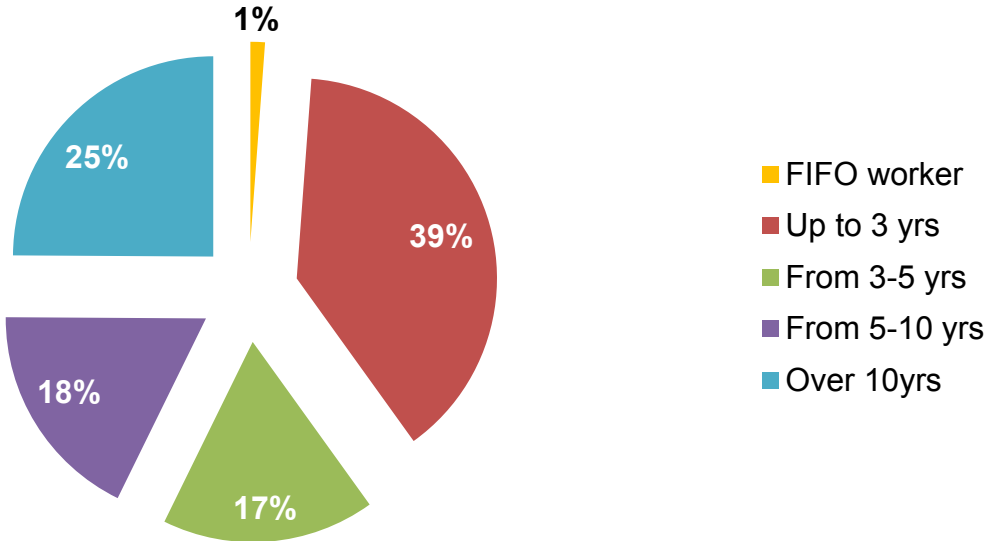
### 3.2. Length of time residing in Port Hedland

Respondents were asked:

**“How long have you lived in the Port Hedland region?”**

The results of this question are outlined in Figure 5 which follows. Just under 2 in 5 respondents (39%) had lived in Port Hedland for less than 3 years, 17 % had lived in Port Hedland for 3 to 5 years, 18% from 5-10 years and a quarter (25%) had lived there for more than 10 years. One per cent (1%) of those interviewed did not reside permanently in Port Hedland but were Fly-in, Fly-out workers.

Figure 5: How long have you lived in the Port Hedland region? (n=445)



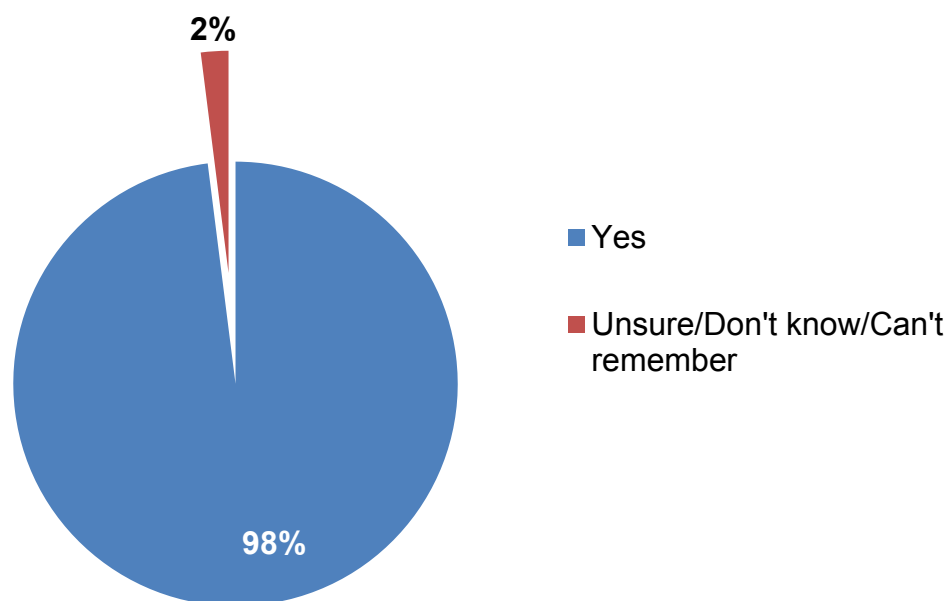
### 3.3. Whether connected to public water supply

Respondents were asked:

**“Is your residence connected to the public water supply?”**

The results of this question are outlined in Figure 6 which follows. Ninety-eight per cent (98%) of respondents reported that their residence is connected to the public water supply - a further 2% were unsure of whether their residence is connected to the public water supply.

Figure 6: Is your residence connected to the public water supply? (n=445)





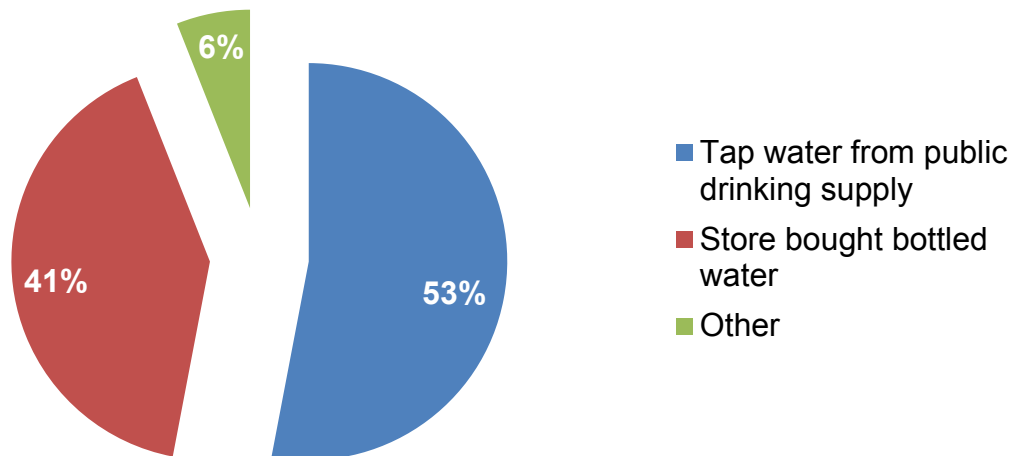
### 3.4. Most commonly used source of drinking water

Respondents were asked:

**“What is your most commonly used source of drinking water?”**

Figure 7, which follows, outlines the results of this question. Just over half of respondents (53%) reported that tap water from the public drinking water supply was their most commonly used source of drinking water. Forty-one per cent (41%) of respondents reported that store bought bottled water was their most commonly used source of drinking water. Six per cent (6%) of respondents reported an ‘other’ source of water.

Figure 7: What is your most commonly used source of drinking water?” (n=445)



Those aged 18 to 39 were significantly more likely to report using bottled water as their most commonly used source of drinking water (47%) than those aged 40 years and over (33%).

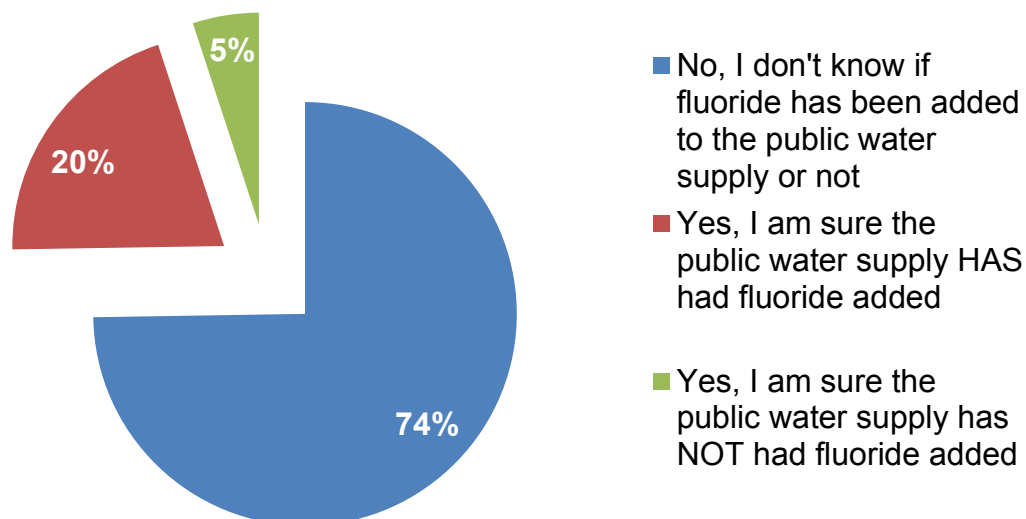
### 3.5. Awareness of whether water fluoridation has taken place in Port Hedland

Respondents were asked the following question:

**“Do you know whether fluoride has or has not been added to your public water supply?”**

Figure 8, which follows, indicates that just less than three quarters of respondents (74%) did not know whether fluoride had been added to the public water supply in Port Hedland. One in five respondents (20%) reported that they thought that fluoride had been added to the public water supply in Port Hedland. Only 5 % of respondents reported that that are aware that fluoride had not been added to the public water supply in Port Hedland.

Figure 8: Do you know whether fluoride has or has not been added to your public water supply? (n=445)



Results across age, gender and income were similar, with no statistically significant results found amongst any answers with sufficient base sizes for testing.

### 3.6. Agreement with the fluoridation of the public drinking water supply

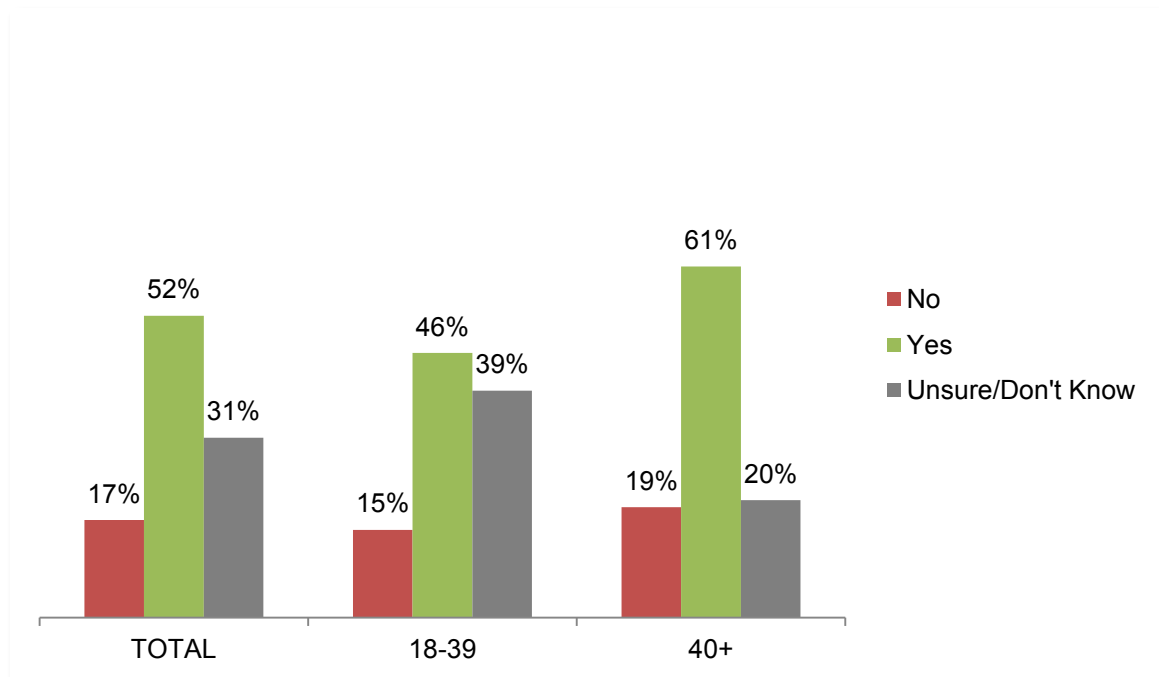
Respondents were asked the following question:

**“Do you agree with the addition of fluoride to the public drinking water supply?”**

Figure 9, which follows, outlines the results of this question. Over half of respondents (52%) agree with the addition of fluoride to public drinking water supplies. Just over a sixth (17%) of respondents do not agree with the fluoridation of public drink water while just under a third of respondents (31%) remain unsure.

Respondents aged 18-39 years of age were significantly more likely to be unsure (39%) than respondents aged 40 years and over (20%). Similarly, respondents aged 18-39 years of age were also significantly less likely to agree with the fluoridation of public drinking water (46%) than respondents aged 40 years and over (61%).

Figure 9: Do you agree with the addition of fluoride to the public drinking water supply? (n=445)



### 3.7. Perception of safety of water fluoridation

Respondents in Port Hedland were asked:

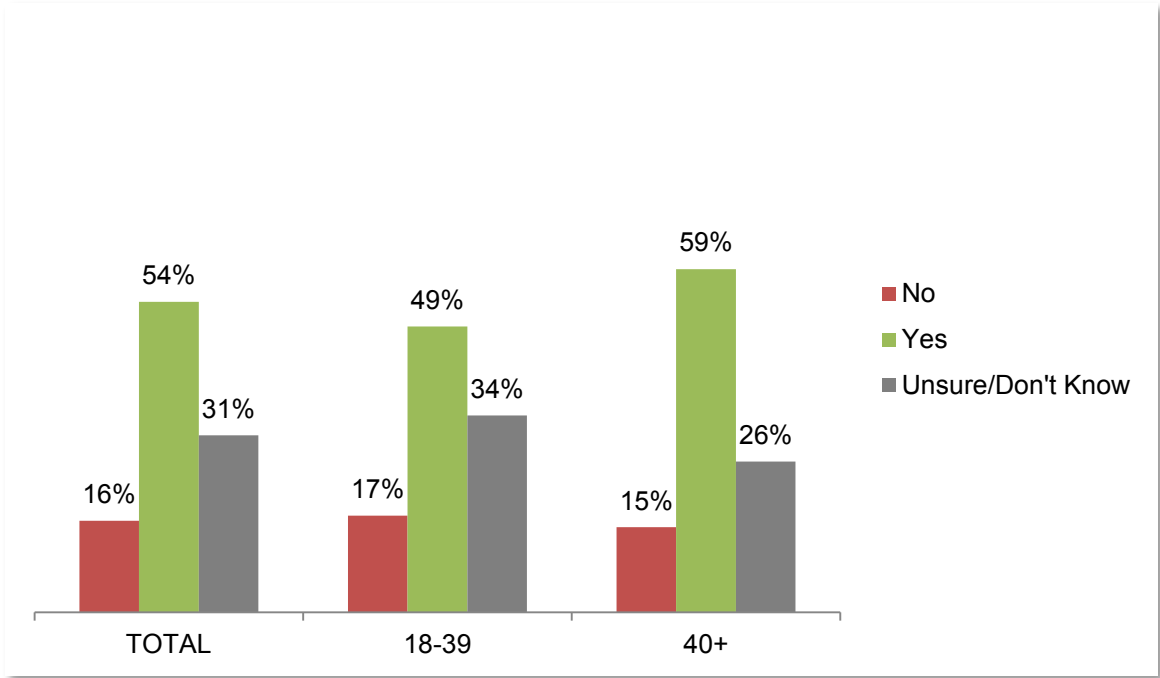
**Do you believe that the addition of fluoride to the public drinking water supply is safe?”**

The results of this question are outlined in Figure 10 which follows. More than half of respondents (54%) believe that the fluoridation of public drinking water supplies is safe, 16% of respondents do not believe it to be safe, while just under a third (31%) of respondents are unsure about the safety of adding fluoride to public drinking water supplies.

Respondents aged between 18-39 years were significantly less likely to agree (49%) that the addition of fluoride to public drinking water supplies is safe than those aged 40 years and over (59%).

There were no other significant differences found based on gender and income.

Figure 10: Do you believe that the addition of fluoride to the public drinking water supply is safe? (n=445)



### 3.8. Whether believe that fluoridation of water supply helps prevent tooth decay

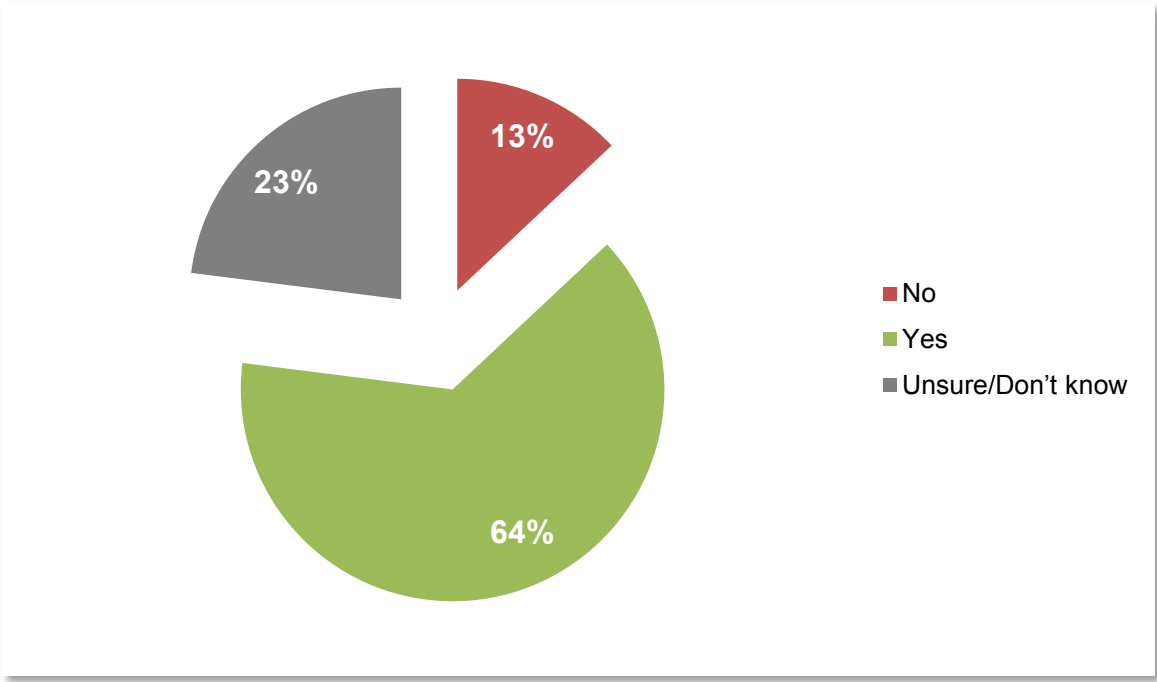
Respondents were asked the following question:

**“Do you believe that the addition of fluoride to the public drinking water supply can help prevent tooth decay?”**

Figure 11, following, outlines the results of this question. Sixty-four per cent (64%) of respondents in Port Hedland believe that the addition of fluoride to the public drinking water supply can help prevent tooth decay. Just under a quarter of respondents (23%) are unsure if water fluoridation can help prevent tooth decay and 13% of respondents do not believe that water fluoridation can help prevent tooth decay.

There were no significant differences found based on age, gender or household income for this question.

Figure 11: Do you believe that the addition of fluoride to the public drinking water supply can help prevent tooth decay? (n=445)



The 13% of respondents who do not believe that water fluoridation can help prevent tooth decay were asked:

**“Can you please explain further why you gave this response?”**

These responses were entered by the interviewers and coded by researchers at Patterson Research Group. The coded responses are outline in Table 4 which follows. Please note, responses are multi-code (i.e. Respondents may have mentioned multiple reasons) and so percentages will sum to more than 100%. The full verbatim for this question can be found in Appendix C of this document.

Table 4: Can you please explain further why you gave this response? Those respondents who do not believe that water fluoridation can help prevent tooth decay (n=55)

	%
Information about poisonous effects/research against/Word of Mouth	29%
Other	20%
Can get fluoride from other sources (toothpaste/food)	12%
Have enough fluoride in water/fine as is/ never had tooth problems	12%
Too little in water to make a difference/ Can't absorb enough to make a difference	9%
Tooth decay is from other problems (sugary drinks etc.)	8%
Know people/ have personally had water with fluoride and feel that it makes no difference to tooth decay	6%
Fluoride doesn't impact teeth (still decayed with/doesn't help)	4%
People drink bottled water/don't drink enough water so will make no difference	3%
Don't know/Unsure	4%

Just under 3 in 10 (29%) of those respondents who do not believe that water fluoridation can help prevent tooth decay (n=55) reported that they believed fluoride to be harmful in some way and that they understood this to be the case due to having read or heard of research to this effect.

The 64% of respondents who do believe that water fluoridation can help prevent tooth decay were also asked:

**“Can you please explain further why you gave this response?”**

These responses were entered by the interviewers and coded by researchers at Patterson Research Group. The pattern in responses after coding the verbatim is outlined in Table 5 which follows. Please note, responses are multi-code (i.e. Respondents may have mentioned multiple reasons) and so percentages will sum to more than 100%. The full verbatim for this question can be found in Appendix C of this document.

Table 5: Can you please explain further why you gave this response? Those respondents who do believe that water fluoridation can help prevent tooth decay (n=281)

	%
Used in toothpaste/ Good for teeth	28%
From School/ Word Of Mouth/ Dentist	24%
Research related/ Proven in past	19%
Brought up with fluoride in water / Always had it	17%
Other	10%
Heard through media sources	4%
Know/heard of people raised where there is no water fluoridation and they have tooth decay	3%
Heard tooth decay has risen due to use of bottled water	1%
Proven in other countries/regions	1%

Just under 3 in 10 (28%) of those respondents who do believe that water fluoridation can help prevent tooth decay (n=281) reported that they believed water fluoridation can help tooth decay as fluoride is used in toothpaste/is good for teeth. Just under a quarter of these respondents (24%) reported hearing of the benefits of water fluoridation from school, through their dentist or through word of mouth.

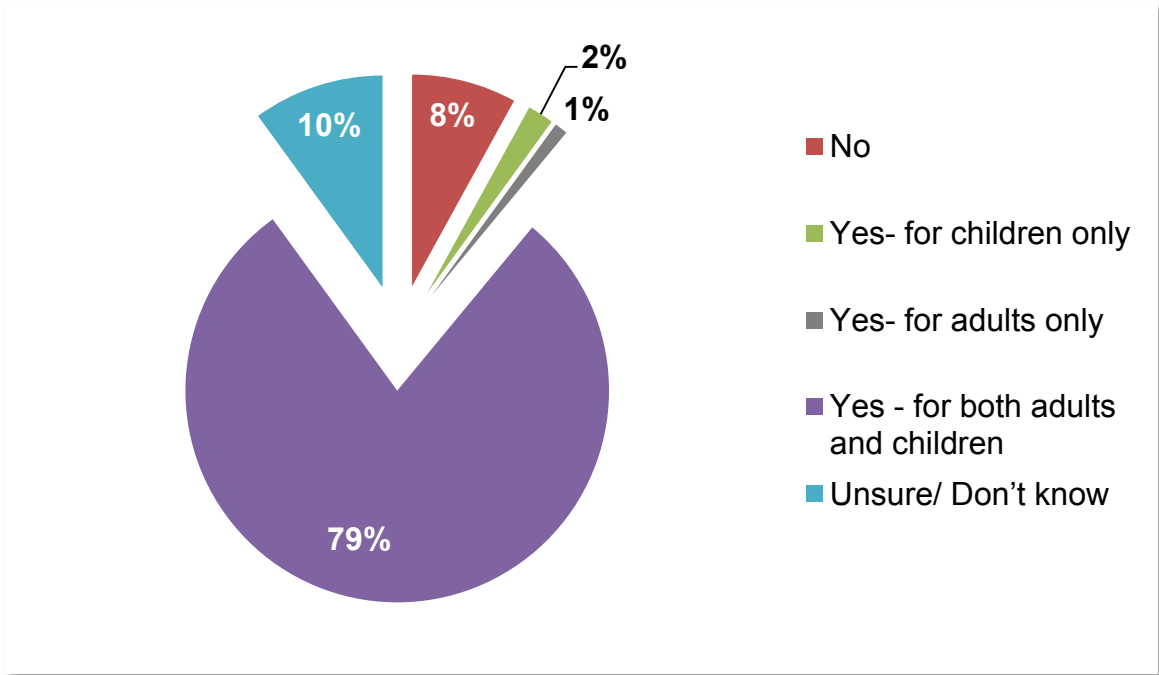
### 3.9. Whether in favour of adding fluoride to the public drinking water supply

Respondents who believe that water fluoridation helps prevent tooth decay were also asked the following question:

**“Would you be in favour of adding fluoride to the public drinking water supply to assist in the prevention of tooth decay?”**

The results of this question are outlined in Figure 12 which follows. This question is asked of all respondents who believe that the addition of fluoride to public drinking water helps to prevent tooth decay. The net of all who said ‘Yes’ at this question is 83% (rounded). Therefore, amongst those who believe that the addition of fluoride to public drinking water helps in preventing tooth decay – just over 4 in 5 would be in favour of adding fluoride to the public drinking water supply to aid in the prevention of tooth decay.

Figure 12: Would you be in favour of adding fluoride to the public drinking water supply to assist in the prevention of tooth decay? Those who believe that the addition of fluoride to public drinking water helps to prevent tooth decay (n=288)





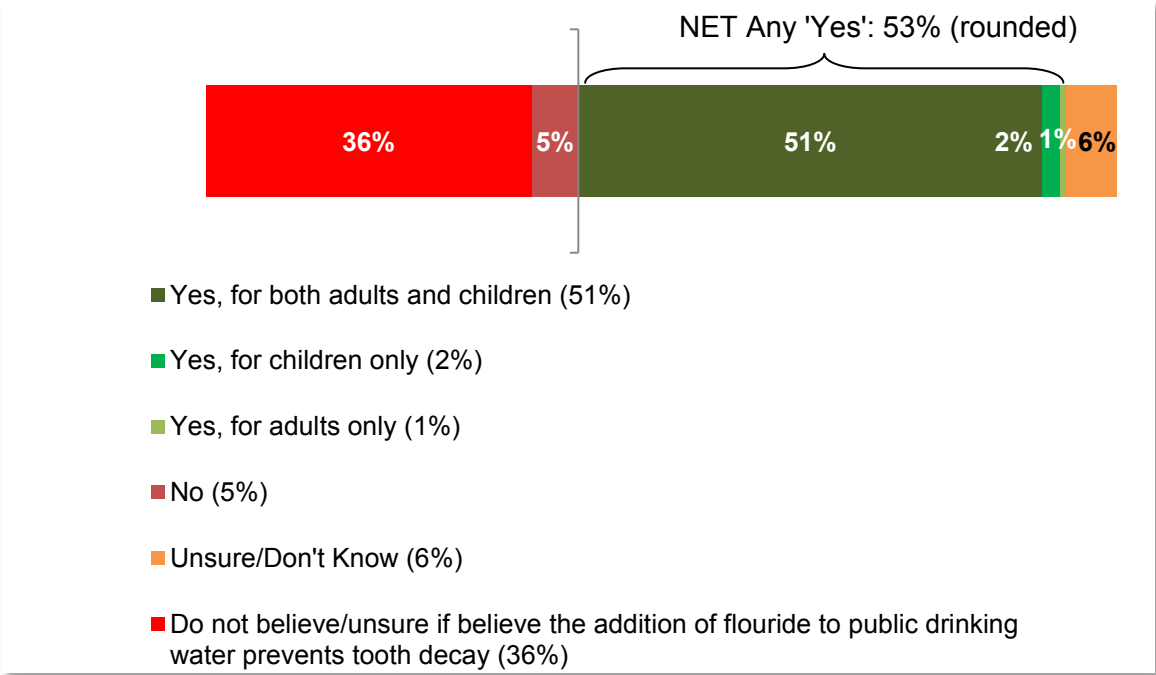
In Figure 13, the results of this question have been rebased on all respondents in order to estimate the percentage of those respondents in Port Hedland that agree that the addition of fluoride to public drinking water supplies can assist in preventing tooth decay.

Over half of respondents in Port Hedland (53%- rounded) are estimated to be in favour of adding fluoride to the public drinking water supply to assist in the prevention of tooth decay. An estimated 5% of respondents are not in favour of adding fluoride to public drinking supplies despite believing that water fluoridation helps prevent tooth decay; while an estimated 6% of respondents remain unsure whether they agree with water fluoridation.

An estimated 36% of respondents in Port Hedland do not believe or are unsure that water fluoridation helps prevent tooth decay.

Results across age, gender and income were similar, with no statistically significant results found amongst any answers with sufficient base sizes for testing.

Figure 13: Would you be in favour of adding fluoride to the public drinking water supply to assist in the prevention of tooth decay? (n=445)



### 3.10. Previous understanding of water fluoridation

All respondents were asked:

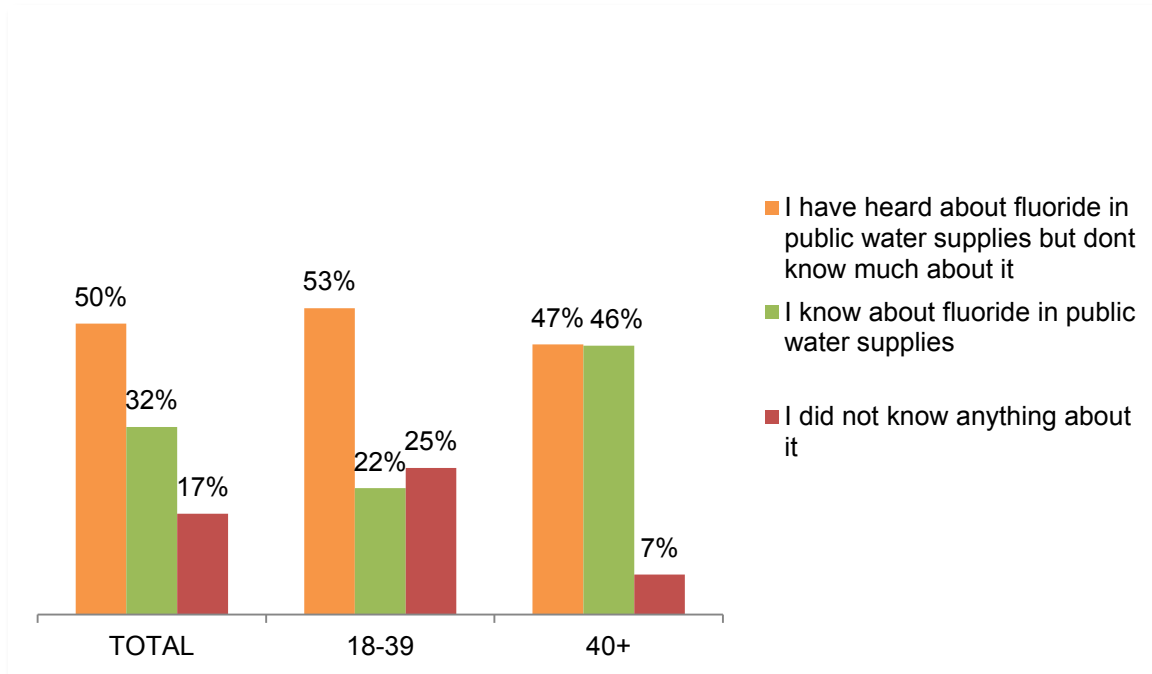
**“Which of the following best describes your understanding about fluoride in public water supplies?”**

The results for this question are detailed in Figure 14. Seventeen per cent (17%) of respondents reported having no knowledge about water fluoridation prior to the survey. Around 1 in 2 respondents (50%) had heard about water fluoridation but reported not having much knowledge about it. Just under a third of respondents (32%) reported having had knowledge of water fluoridation prior to the survey.

There are significant differences in the level of knowledge on water fluoridation amongst 18 to 39 year olds when compared to those aged 40 and over. A quarter of those aged 18-39 (25%) reported having no knowledge of water fluoridation prior to the survey; this is significantly higher than was reported by those aged 40 years and over (7%).

Similarly, a significantly higher proportion of those aged 40 and over reported having knowledge of water fluoridation prior to conducting the survey (46%) compared to those aged 18-39 (22%).

Figure 14: Which of the following best describes your understanding about fluoride in public water supplies? (N = 445)



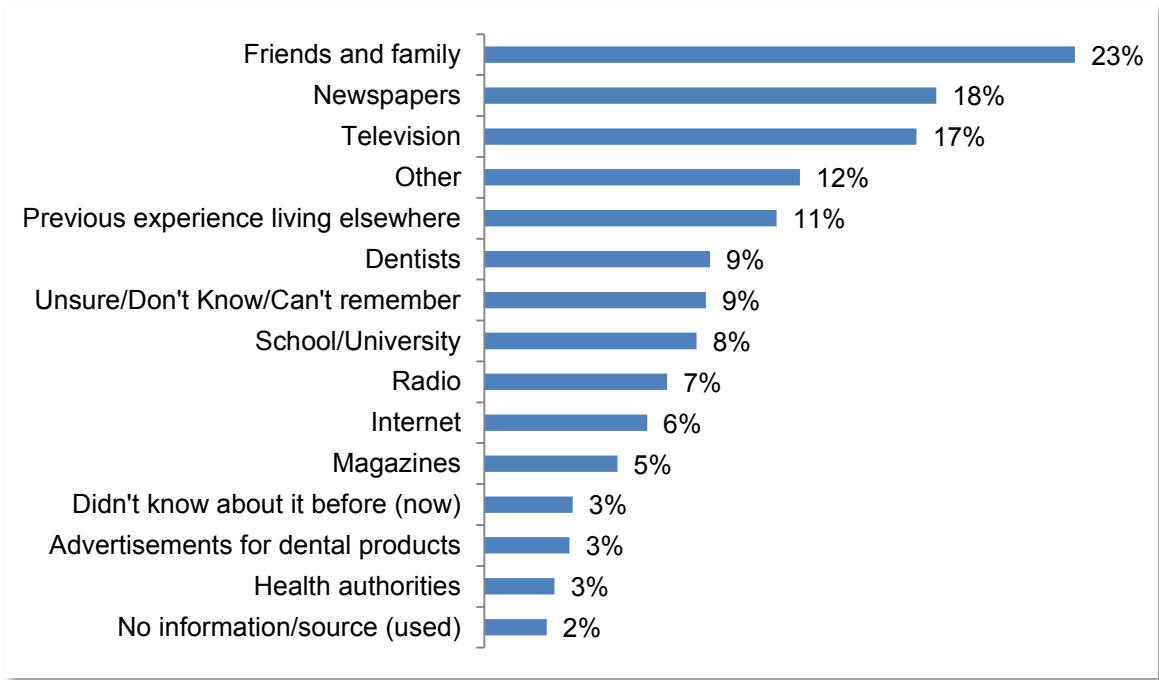
Those who had previously heard of/know about water fluoridation were asked the following question:

**“How did you find out about the addition of fluoride to public drinking water supplies?”**

Any “other specify” responses were entered by the interviewers and coded by researchers at Patterson Research Group. The pattern in responses after coding the verbatim is outlined in Figure 15 which follows. Please note, responses are multi-code (i.e. Respondents may have mentioned multiple reasons) and so percentages will sum to more than 100%. The full verbatim for the “other specify” answers given at this question can be found in Appendix C of this document.

The results of this question are outlined in Figure 15 below. Friends/Family (23%), Newspapers (18%) and Television (17%) are the top three ways that respondents reported having found out about water fluoridation.

Figure 15: How did you find out about the addition of fluoride to public drinking water supplies? Base: Those previously aware of water fluoridation. (n = 380)



This page is left intentionally blank.

## Appendix A – Questionnaire

## Introduction

Hello, my name is (...) from Patterson Research Group. We are calling on behalf of the WA Department of Health. We are conducting a very brief survey in the Port Hedland area to ask you and your neighbours about your attitude towards the use of fluoride in public drinking water.

Could I please speak to the person in your household aged 18 years or over who will be having the next birthday?

Your responses will form part of a picture of your local community. The results of the survey will be used to help us obtain a representative community view on the use of fluoride in public drinking water supplies.

The survey will take approximately 5 minutes and all responses will be held in the strictest confidence.

**Federal Privacy laws protect the confidentiality of any comments you make in relation to this survey. Your responses will be used solely for research purposes and while we prefer you to answer all questions in the survey, you do not have to.**

## **SCREENER**

S2. Could you please let me know what suburb or location you live in? (Single response)

**DO NOT READ OUT – CODE AS APPROPRIATE.**

Port Hedland	1	
South Hedland	2	
Wedgefield	3	
Other specify _____	87	
Unsure / Don't know / Can't remember (screen out)	90	

S3. To make sure we get a good cross section of the community can you please tell me your age?

Enter age \_\_\_\_\_

IF under 18 years of age please thank and close

S4. Record the sex

MALE                    1  
FEMALE                2

**QUESTIONNAIRE Water Fluoridation**

Q1. Is your residence connected to the public drinking water supply? (Single response)

No	1	
Yes	2	
Unsure / Don't know / Can't remember	90	
Refused	99	

Q1a. What is your most commonly used source of drinking water at home? (Single response)

DO NOT READ OUT – CODE AS APPROPRIATE.

Tap water from public drinking water supply	1
Store bought bottled water	2
Rainwater tank	3
Other _____ (specify)	87
Unsure / Don't know	90
Refused	99

Q2. Do you know whether fluoride has or has not been added to the public drinking water supply in your area? (Single response) DO NOT READ OUT – CODE AS APPROPRIATE.

No, I don't know if fluoride has been added to the public water supply or not	1
Yes, I am sure the public water supply <b>HAS</b> had fluoride added	2
Yes, I am sure the public water supply has <b>NOT</b> had fluoride added	3
Refused	99

Q3. Do you agree with the addition of fluoride to the public drinking water supply? (Single response)

No	1
Yes	2
Unsure / Don't know	90
Refused	99



Q4. Do you believe that the addition of fluoride to the public drinking water supply is safe? (Single response)

No	1
Yes	2
Unsure / Don't know	90
Refused	99

Q5. Do you believe that the addition of fluoride to public drinking water supplies can help prevent tooth decay? (Single response)

No	1	<b>Go to Q5a1</b>
Yes	2	<b>Go to Q5a2</b>
Unsure / Don't know	90	<b>Go to Q6b</b>
Refused	99	<b>Go to Q6b</b>

**(Q5a1 ONLY IF 'NO' at Q5)**

Q5a1. Can you please further explain why you gave this response; why you **DON'T** think that the addition of fluoride to public drinking water supplies can help prevent tooth decay? (Probe fully)

_____	1
Unsure / Don't know / Can't remember	90
Refused	99

**(Q5a2 ONLY IF 'YES' at Q5)**

Q5a2. Can you please further explain why you gave this response; why you **DO** think that the addition of fluoride to public drinking water supplies can help prevent tooth decay? (Probe fully)

 <hr/> <hr/>	1
Unsure / Don't know / Can't remember	90
Refused	99

**(Q6a ONLY IF 'YES' at Q5)**

Q6a. Would you be in favour of adding fluoride to the public drinking water supply to assist in the prevention of tooth decay? (Single response).

**(Interviewer note: if respondent says "yes", clarify which yes option: "would this be for children only, for adults only or for both adults and children?" – Please code options 2, 3 or 4)**

No	1
Yes, for children only	2
Yes, for adults only	3
Yes, for both adults and children	4
Unsure / Don't know	90
Refused	99

**ASK ALL**

Q6b. Before today which of the following best describes your understanding about fluoride in public water supplies? **READ OUT ROTATE DIRECTION.**

I did not know anything about it	1 <b>(Go to D1)</b>
I have heard about Fluoride in public water supplies but don't know much about it	2 <b>(Go to Q7)</b>
I know about fluoride in public water supplies	3 <b>(Go to Q7)</b>

Q7. How did you find out about the addition of fluoride to public drinking water supplies?

**(Multiple responses possible). DO NOT READ OUT**

Newspapers	1
Magazines	2
Television	3
Radio	4
Advertisements for dental products	5
Health authorities	6
Dentists	7
Friends and family	8
Internet (if possible specify, which websites) _____ website	9
Other _____ (specify)	87
No information / source (used)	88
Didn't know about it before (now)	89
Unsure / Don't know / Can't remember	90
Refused	99

D1 Which of the following best describes your personal circumstance? **READ OUT**

**SR**

Young single (17-24 yrs.)	1
Middle single (25-44 yrs.)	2
Mature single (45-64 yrs.)	3
Young Couple (<45yrs)	4
Young Family (singles or couples with dependents, where oldest <13 yrs.)	5
Mature Family (singles or couples with dependents, where oldest >13 yrs.)	6
Empty Nester (couples 45-64 yrs. with no dependents at home)	7
Retirees (singles or couples 65+ yrs. with no dependents at home)	8
REFUSED	99

**ASK CODES 1-7 at D1**

D1a Are you a 'Fly-in/Fly-out' worker?

YES	1 >D3
NO	2 >D2

D2 How long have you lived in the Port Hedland region? (Within 30kms of Port Hedland)

Up to 3 yrs.	1
From 3 – 5 yrs.	2
From 5 – 10 yrs.	3
Over 10 yrs.	4
D.K. / Refused	90

**ASK ALL**

D3 Lastly what is your combined household income before tax?

Up to \$40K	1
\$41k - \$50K	2
\$51K - \$60K	3
\$61K - \$70K	4
\$71K- \$80K	5
\$81K- \$100K	6
\$101K - \$120K	7
\$121K-\$150K	8
\$151K+	9
Unsure / Don't know / Can't remember	90
REF	99

Thank you for your time. That completes the actual survey, but in case my supervisor needs to check my work could I please have your name and a contact number. **These details are only for our checking procedures. Apart from the checking process, you will not be contacted again after this survey, nor will your name be recorded on any database.**

NAME \_\_\_\_\_

TELEPHONE NO \_\_\_\_\_

INTERVIEWER NAME \_\_\_\_\_

INT NO \_\_\_\_\_

I hereby certify that these interviews are accurate and complete, taken in accordance with my instructions and the ICC/ESOMAR international code.

INTERVIEWERS SIGNATURE \_\_\_\_\_

DATE \_\_\_\_\_

This page is left intentionally blank.

## Appendix B – Data Tables

Figures highlighted in blue in the following tables indicate a significantly higher percentage (at 95% confidence level).

Figures highlighted in red in the following tables indicate a significantly lower percentage (at 95% confidence level).

**Q1. Is your residence connected to the public water supply? by Std Banner**  
 Patterson Research Group; Health and Wellbeing Water Survey - Port Hedland; base n = 445

Column %	Age			Gender		Lifestage					HH Income				Do you agree with the addition of fluoride to the public drinking water supply?		
	TOTAL	18-39	40+	Male	Female	SINGLE	YOU-NG COUP-LE	YOU-NG PARE-NT	MAT...	EMP-TY NEST-ER	Up to \$50k	\$51 - \$100k	\$101k Plus	Don't know/Refused	No	Yes	Unsure/Dont Know
No	0%	0%	0%	0%	0%	0%	0%	0%	0%	1%	0%	2%	0%	0%	1%	0%	0%
Yes	98%	97%	99%	99%	97%	100%	98%	97%	99%	99%	97%	93%	99%	100%	99%	99%	96%
Unsure/Dont Know/Cant remember	2%	3%	0%	1%	3%	0%	2%	3%	1%	0%	3%	5%	1%	0%	0%	1%	4%
Column n	445	190	255	213	232	49	42	158	99	95	37	40	306	62	78	241	126

**Q1a. What is your most commonly used source of drinking water? by Std Banner**  
 Patterson Research Group; Health and Wellbeing Water Survey - Port Hedland; base n = 445

Column %	Age			Gender		Lifestage					HH Income				Do you agree with the addition of fluoride to the public drinking water supply?		
	TOTAL	18-39	40+	Male	Female	SINGLE	YOU-NG COUP-LE	YOU-NG PARE-NT	MAT...	EMP-TY NEST-ER	Up to \$50k	\$51 - \$100k	\$101k Plus	Don't know/Refused	No	Yes	Unsure/Dont Know
Tap water from public drinking water supply	53%	49%	58%	53%	53%	45%	56%	52%	50%	60%	63%	51%	50%	62%	50%	51%	57%
Store bought bottled water	41%	47%+	33%+	44%	38%	54%	43%	40%	42%	30%+	35%	44%	44%	27%+	41%	42%	39%
OtherPLEASE SPECIFY	6%	5%	9%	4%+	10%+	1%+	2%	8%	8%	10%	3%	5%	6%	10%	9%	7%	4%
Rainwater tank	0%	0%	0%	0%	0%	0%	0%	0%	0%	0%	0%	0%	0%	0%	0%	0%	0%
Unsure/Dont Know	0%	0%	0%	0%	0%	0%	0%	0%	0%	0%	0%	0%	0%	0%	0%	0%	0%
Refused	0%	0%	0%	0%	0%	0%	0%	0%	0%	0%	0%	0%	0%	0%	0%	0%	0%
Column n	445	190	255	213	232	49	42	158	99	95	37	40	306	62	78	241	126

**Q2. Do you know whether fluoride has or has not been added to your public water supply? by Std Banner**  
 Patterson Research Group; Health and Wellbeing Water Survey - Port Hedland; base n = 445

Column %	Age			Gender		Lifestage					HH Income				Do you agree with the addition of fluoride to the public drinking water supply?		
	TOTAL	18-39	40+	Male	Female	SINGLE	YOU-NG COUP-LE	YOU-NG PARE-NT	MAT...	EMP-TY NEST-ER	Up to \$50k	\$51 - \$100k	\$101k Plus	Don't know/Refused	No	Yes	Unsure/Dont Know
No, I dont know if fluoride has been added to the public water supply or not	74%	77%	70%	72%	77%	78%	73%	73%	77%	71%	77%	77%	75%	68%	70%	73%	79%
Yes, I am sure the public water supply HAS had fluoride added	20%	17%	25%	23%	18%	18%	22%	22%	16%	23%	21%	22%	21%	18%	21%	22%	18%
Yes, I am sure the public water supply has NOT had fluoride added	5%	5%	5%	5%	4%	4%	5%	4%	6%	5%	0%	2%	4%	13%+	7%	5%	3%
Refused	0%	0%	0%	0%	1%	0%	0%	0%	1%	1%	3%+	0%	0%+	2%	1%	0%	0%
Column n	445	190	255	213	232	49	42	158	99	95	37	40	306	62	78	241	126



**Q3. Do you agree with the addition of fluoride to the public drinking water supply? by Std Banner Patterson Research Group; Health and Wellbeing Water Survey - Port Hedland; base n = 445**

Column %	Age			Gender		Lifestage					HH Income				Do you agree with the addition of fluoride to the public drinking water supply?		
	TOTAL	18-39	40+	Male	Female	SING-LE	YOU-NG COUP-LE	YOU-NG PARE-NT	MAT...	EMP-TY NEST-ER	Up to \$50k	\$51 - \$100k	\$101k Plus	Don't know/Refused	No	Yes	Unsure /Dont Know
No	17%	15%	19%	16%	18%	19%	32% ↑	11% ↓	17%	19%	24%	18%	14% ↓	28% ↑	100% ↑	0% ↓	0% ↓
Yes	52%	46% ↓	61% ↑	53%	51%	46%	37%	54%	53%	62%	46%	45%	55%	44%	0% ↓	100% ↑	0% ↓
Unsure/Dont Know	31%	39% ↑	20% ↓	31%	31%	34%	31%	35%	30%	19% ↓	30%	37%	31%	28%	0% ↓	0% ↓	100% ↑
Column n	445	190	255	213	232	49	42	158	99	95	37	40	306	62	78	241	126

**Q4. Do you believe that the addition of fluoride to the public drinking water supply is safe? by Std Banner Patterson Research Group; Health and Wellbeing Water Survey - Port Hedland; base n = 445**

Column %	Age			Gender		Lifestage					HH Income				Do you agree with the addition of fluoride to the public drinking water supply?		
	TOTAL	18-39	40+	Male	Female	SING-LE	YOU-NG COUP-LE	YOU-NG PARE-NT	MAT...	EMP-TY NEST-ER	Up to \$50k	\$51 - \$100k	\$101k Plus	Don't know/Refused	No	Yes	Unsure /Dont Know
No	16%	17%	15%	16%	16%	20%	28% ↑	12%	17%	12%	15%	17%	15%	21%	68% ↑	2% ↓	10%
Yes	54%	49% ↓	59% ↑	55%	52%	49%	46%	56%	51%	62%	45%	41%	58% ↑	46%	11% ↓	85% ↑	25% ↓
Unsure/Dont Know	31%	34%	26%	29%	32%	31%	26%	32%	32%	26%	41%	42%	28%	32%	21%	13% ↓	65% ↑
Column n	445	190	255	213	232	49	42	158	99	95	37	40	306	62	78	241	126

**Q5. Do you believe that the addition of fluoride to the public drinking water supply can help prevent tooth decay? by Std Banner Patterson Research Group; Health and Wellbeing Water Survey - Port Hedland; base n = 445**

Column %	Age			Gender		Lifestage					HH Income				Do you agree with the addition of fluoride to the public drinking water supply?		
	TOTAL	18-39	40+	Male	Female	SING-LE	YOU-NG COUP-LE	YOU-NG PARE-NT	MAT...	EMP-TY NEST-ER	Up to \$50k	\$51 - \$100k	\$101k Plus	Don't know/Refused	No	Yes	Unsure /Dont Know
No	13%	13%	13%	12%	15%	15%	21%	11%	16%	10%	16%	6%	13%	18%	46% ↑	2% ↓	13%
Yes	64%	61%	68%	65%	63%	53%	54%	69%	57%	74% ↑	59%	46% ↓	68% ↑	57%	28% ↓	91% ↑	38% ↓
Unsure/Dont Know	23%	26%	19%	23%	23%	32%	25%	20%	27%	16%	25%	48% ↑	19% ↓	25%	25%	7% ↓	49% ↑
Base n	445	445	445	445	445	445	445	445	445	445	445	445	445	445	445	445	445

**Q5a (Other1). Can you please further explain why you gave this response; why you DON'T think that the addition of fluoride to public drinking water supplies can help prevent tooth decay? By Std Banner Patterson Research Group; Health and Wellbeing Water Survey - Port Hedland; base n = 55, Those who don't think water fluoridation is safe. Answers are coded from respondent verbatim.**

Column %	Age			Gender		Lifestage					HH Income				Do you agree with the addition of fluoride to the public drinking water supply?		
	TOTAL	18-39	40+	Male	Female	SINGLE	YOUNG COUPLE	YOUNG PARENT	MAT...	EMPTY NESTER	Up to \$50k	\$51-\$100k	\$101k Plus	Don't know/Refused	No	Yes	Unsure/Don't Know
Information about poisonous effects/research against/WOM	29%	30%	27%	36%	21%	42%	34%	27%	25%	22%	22%	0%	32%	28%	46% ↑	0%	0%
Other	20%	30%	7%	18%	21%	42%	17%	23%	9%	12%	0%	0%	16%	41%	14%	17%	33%
Can get fluoride from other sources (toothpaste/food)	12%	11%	12%	6%	18%	17%	18%	10%	14%	0%	22%	43%	8%	16%	11%	0%	17%
Have enough fluoride in water/fine as is/ never had tooth problems	12%	8%	16%	12%	11%	0%	11%	6%	26%	12%	28%	0%	12%	7%	14%	34%	0%
Too little in water to make a difference/ Can't absorb enough to make a difference	9%	8%	10%	9%	8%	0%	20%	6%	7%	12%	0%	0%	13%	0%	3%	17%	21%
Tooth decay is from other problems (sugary drinks etc)	8%	9%	6%	9%	7%	0%	0%	20%	0%	9%	0%	0%	8%	10%	3%	32%	10%
Know people/ have personally had water with fluoride and feel that it makes no difference to tooth decay	6%	0%	13%	9%	2%	0%	0%	0%	12%	25%	28%	57% ↑	2%	0%	7%	0%	6%
Fluoride doesn't impact teeth (still decayed with/doesn't help)	4%	0%	9%	3%	5%	0%	0%	0%	0%	31% ↑	0%	33%	4%	0%	6%	0%	0%
People drink bottled water/don't drink enough water so will make no difference	3%	4%	3%	0%	7%	0%	0%	6%	0%	9%	0%	0%	3%	6%	2%	0%	7%
Don't know/Unsure	4%	0%	10%	6%	2%	0%	0%	4%	14%	0%	0%	0%	6%	0%	4%	0%	6%
Base n	55	55	55	55	55	55	55	55	55	55	55	55	55	55	55	55	55

**Q5a (Other2). Can you please further explain why you gave this response; why you DO think that the addition of fluoride to public drinking water supplies can help prevent tooth decay? by Std Banner Patterson Research Group; Health and Wellbeing Water S Survey - Port Hedland; base n = 281, Those who do think water fluoridation is safe. Answers are coded from respondent verbatim.**

Column %	Age			Gender		Lifestage					HH Income				Do you agree with the addition of fluoride to the public drinking water supply?		
	TOTAL	18-39	40+	Male	Female	SINGLE	YOUNG COUPLE	YOUNG PARENT	MAT...	EMPTY NESTER	Up to \$50k	\$51 - \$100k	\$101k Plus	Don't know/Refused	No	Yes	Unsure/Don't Know
Used in toothpaste/ Good for teeth	28%	32%	22%	30%	26%	35%	33%	30%	27%	18%	17%	44%	28%	22%	33%	24%	41%
From School/ WOM/ Dentist	24%	27%	20%	22%	27%	29%	30%	23%	24%	21%	25%	41%	24%	15%	17%	25%	22%
Research related/ Proven in past	19%	12%	28%	20%	17%	20%	18%	15%	25%	23%	26%	12%	19%	18%	26%	21%	10%
Brought up with fluoride in water / Always had it	17%	14%	21%	17%	17%	15%	8%	18%	23%	18%	14%	3%	19%	16%	0%	21%	7%
Other	10%	8%	12%	10%	11%	3%	9%	12%	3%	17%	12%	7%	9%	19%	28%	9%	6%
Heard through media sources	4%	5%	3%	6%	2%	0%	0%	6%	0%	6%	5%	6%	3%	8%	4%	3%	9%
Know/heard of people raised where there is no water fluoridation and they have tooth decay	3%	3%	2%	2%	3%	0%	0%	1%	8%	5%	5%	0%	2%	4%	0%	3%	3%
Heard tooth decay has risen due to use of bottled water	1%	1%	1%	0%	1%	0%	0%	1%	0%	0%	4%	0%	1%	0%	0%	0%	2%
Proven in other countries/regions	1%	0%	1%	1%	1%	0%	3%	0%	0%	2%	0%	0%	1%	0%	0%	0%	1%
Base n	281	281	281	281	281	281	281	281	281	281	281	281	281	281	281	281	281

**Q6a. Would you be in favour of adding fluoride to the public drinking water supply to assist in the prevention of tooth decay? Filtered on all who said addition of fluoride to public drinking water prevents tooth decay is safe by Std Banner Patterson Research Group; Health and Wellbeing Water Survey – Port Hedland; base n = 281**

Column %	Age			Gender		Lifestage					HH Income				Do you agree with the addition of fluoride to the public drinking water supply?		
	TOTAL	18-39	40+	Male	Female	SING-LE	YOU-NG COUP-LE	YOU-NG PARE-NT	MAT...	EMP-TY NEST-ER	Up to \$50k	\$51 - \$100k	\$101k Plus	Don't know/Refused	No	Yes	Unsure /Dont Know
No	8%	6%	9%	8%	7%	10%	15%	6%	6%	7%	3%	4%	6%	20%+	60%↑	2%↓	9%
Yes, for children only	2%	0%+	5%+	3%	2%	0%	0%	2%	2%	7%	0%	0%	3%	4%	3%	3%	0%
Yes, for adults only	1%	1%	1%	2%	0%	0%	6%	0%	4%	0%	0%	0%	2%	0%	0%	1%	3%
Yes, for both adults and children	79%	81%	77%	76%	83%	79%	63%	81%	82%	82%	89%	92%	80%	61%	29%↓	90%↑	57%+
NET: Any 'Yes'	83%	82%	84%	81%	85%	79%	69%	83%	88%	89%	89%	92%	85%	65%+	32%↓	93%↑	60%+
Unsure/Dont Know	10%	12%	7%	11%	8%	11%	16%	11%	7%	4%	8%	3%	9%	15%	8%	5%↓	31%↑
Column n	288	115	173	140	148	28	22	106	60	71	23	20	209	36	24	219	45

**Q6a. Would you be in favour of adding fluoride to the public drinking water supply to assist in the prevention of tooth decay? Rebased on ALL by Std Banner Patterson Research Group; Health and Wellbeing Water Survey - Port Hedland; base n = 44**

Column %	Age			Gender		Lifestage					HH Income				Do you agree with the addition of fluoride to the public drinking water supply?		
	TOTAL	18-39	40+	Male	Female	SING-LE	YOU-NG COUP-LE	YOU-NG PARE-NT	MAT...	EMP-TY NEST-ER	Up to \$50k	\$51 - \$100k	\$101k Plus	Don't know/Refused	No	Yes	Unsure /Dont Know
Do not believe/unsure if the addition of fluoride to public drinking water prevents tooth decay	36%	39%	32%	35%	37%	47%	46%	31%	43%	26%+	41%	54%+	32%+	43%	72%↑	9%↓	62%↑
No	5%	4%	6%	5%	4%	5%	8%	4%	3%	5%	2%	2%	4%	12%+	17%↑	2%+	3%
Yes, for children only	2%	0%+	4%+	2%	1%	0%	0%	1%	1%	5%+	0%	0%	2%	2%	1%	3%+	0%+
Yes, for adults only	1%	1%	1%	1%	0%	0%	3%	0%	2%	0%	0%	0%	1%	0%	0%	1%	1%
Yes, for both adults and children	51%	49%	52%	49%	52%	42%	34%+	56%	47%	61%+	52%	42%	55%+	35%+	8%↓	82%↑	22%↓
NET: Any 'Yes'	53%	50%	57%	52%	53%	42%	37%+	57%	50%	66%+	52%	42%	58%+	37%+	9%↓	85%↑	23%↓
Unsure/Dont Know	6%	7%	5%	7%	5%	6%	8%	7%	4%	3%	5%	2%	6%	9%	2%	4%	12%+
Column n	445	190	255	213	232	49	42	158	99	95	37	40	306	62	78	241	126

**Q6b. Which of the following best describes your understanding about fluoride in public water supplies? by Std Banner Patterson Research Group; Health and Wellbeing Water Survey - Port Hedland; base n = 445**

Column %	Age			Gender		Lifestage					HH Income				Do you agree with the addition of fluoride to the public drinking water supply?		
	TOTAL	18-39	40+	Male	Female	SING-LE	YOU-NG COUP-LE	YOU-NG PARE-NT	MAT...	EMP-TY NEST-ER	Up to \$50k	\$51-\$100k	\$101k Plus	Don't know/Refused	No	Yes	Unsure/Dont Know
I did not know anything about it	17%	25%↑	7%↓	18%	17%	25%	8%	20%	18%	10%	16%	32%↑	14%↑	27%	10%	7%↓	39%↑
I have heard about Fluoride in public water supplies but dont know much about it	50%	53%	47%	46%	55%	54%	54%	52%	47%	46%	60%	38%	54%↑	34%*	42%	52%	52%
I know about fluoride in public water supplies	32%	22%↓	46%↑	35%	29%	22%	38%	29%	36%	44%↑	23%	30%	32%	39%	48%↑	41%↑	9%↓
Column n	445	190	255	213	232	49	42	158	99	95	37	40	306	62	78	241	126

**Q7. How did you find out about the addition of fluoride to public drinking water supplies? - OTHER - Coded by Std Banner Patterson Research Group; Health and Wellbeing Water Survey - Port Hedland; base n = 380, Those who had heard of/knew about water fluoridation previously.**

Column %	Age			Gender		Lifestage					HH Income				Do you agree with the addition of fluoride to the public drinking water supply?		
	TOTAL	18-39	40+	Male	Female	SING-LE	YOU-NG COUP-LE	YOU-NG PARE-NT	MAT...	EMP-TY NEST-ER	Up to \$50k	\$51-\$100k	\$101k Plus	Don't know/Refused	No	Yes	Unsure/Dont Know
Friends and family	23%	28%↑	18%↓	21%	26%	25%	28%	25%	18%	18%	21%	28%	25%	12%	24%	21%	27%
Newspapers	18%	16%	19%	20%	15%	18%	11%	16%	15%	29%↑	25%	6%	19%	11%	19%	20%	9%↓
Television	17%	19%	15%	18%	16%	12%	19%	18%	15%	18%	21%	3%↓	18%	16%	15%	16%	21%
Previous experience living elsewhere	11%	6%↓	17%↑	10%	13%	12%	10%	7%↓	13%	20%↑	6%	9%	12%	11%	8%	13%	9%
Dentists	9%	9%	9%	7%	10%	2%↓	11%	11%	7%	9%	6%	25%↑	9%	0%↓	7%	11%	6%
School/University	8%	10%	6%	9%	8%	15%	16%	6%	6%	5%	7%	2%	9%	9%	6%	10%	5%
Radio	7%	6%	9%	8%	6%	2%	7%	7%	6%	12%	14%	0%	8%	4%	3%	8%	8%
Internet	6%	5%	8%	8%	4%	0%	7%	9%	8%	2%	2%	9%	6%	8%	13%↑	5%	4%
Magazines	5%	3%	7%	7%	3%	5%	4%	3%	8%	8%	8%	3%	5%	3%	4%	6%	4%
Didnt Know about it before (now)	3%	4%	3%	2%	5%	7%	1%	3%	5%	1%	7%	9%	2%	4%	1%	3%	7%↑
Advertisements for dental products	3%	3%	3%	2%	4%	6%	2%	3%	2%	3%	2%	5%	3%	3%	3%	5%↑	0%
Health authorities	3%	2%	3%	3%	2%	0%	0%	4%	3%	4%	3%	3%	3%	0%	5%	3%	1%
No information/source (used)	2%	3%	2%	4%↑	0%↓	4%	0%	3%	4%	0%	0%	0%	2%	7%↑	0%	2%	6%↑
Other PLEASE SPECIFY	12%	7%↓	18%↑	14%	10%	10%	12%	9%	17%	17%	11%	9%	11%	25%↑	18%	13%	4%↓
Unsure/Dont Know/Cant remember	9%	9%	8%	9%	8%	8%	6%	9%	13%	6%	12%	15%	8%	6%	9%	9%	8%
Column n	380	143	237	182	198	39	38	131	86	85	33	29	271	47	72	226	82

**D1a. Are you a Fly-in/Fly-out worker by Std Banner Patterson Research Group; Health and Wellbeing Water Survey - Port Hedland; base n = 425, Those currently in work.**

Column %	Age			Gender		Lifestage					HH Income				Do you agree with the addition of fluoride to the public drinking water supply?		
	TOTAL	18-39	40+	Male	Female	SING-LE	YOU-NG COUP-LE	YOU-NG PARE-NT	MAT...	EMP-TY NEST-ER	Up to \$50k	\$51 - \$100k	\$101k Plus	Don't know/Refused	No	Yes	Unsure /Dont Know
Yes	1%	1%	2%	1%	2%	2%	0%	1%	1%	3%	11% ↑	0%	1%	0%	2%	2%	0%
No	99%	99%	98%	99%	98%	98%	100%	99%	99%	97%	89% ↓	100%	99%	100%	98%	98%	100%
NET	100%	100%	100%	100%	100%	100%	100%	100%	100%	100%	100%	100%	100%	100%	100%	100%	100%
Column n	425	189	236	204	221	49	42	158	99	77	23	40	305	57	74	230	121

**D2. How long have you lived in the Port Hedland region? by Std Banner Patterson Research Group; Health and Wellbeing Water Survey - Port Hedland; base n = 445**

Column %	Age			Gender		Lifestage					HH Income				Do you agree with the addition of fluoride to the public drinking water supply?		
	TOTAL	18-39	40+	Male	Female	SING-LE	YOU-NG COUP-LE	YOU-NG PARE-NT	MAT...	EMP-TY NEST-ER	Up to \$50k	\$51 - \$100k	\$101k Plus	Don't know/Refused	No	Yes	Unsure /Dont Know
FIFO Worker	1%	1%	2%	1%	2%	2%	0%	1%	1%	2%	7% ↑	0%	1%	0%	1%	1%	0%
Up to 3 yrs	39%	50% ↑	24% ↓	40%	38%	46%	52%	46% ↑	23% ↓	23% ↓	23%	51%	37%	46%	45%	38%	37%
From 3-5 yrs	17%	19%	15%	15%	20%	10%	23%	18%	23%	9% ↑	7%	9%	20% ↑	13%	10%	18%	19%
From 5-10 yrs	18%	14% ↓	23% ↑	18%	17%	19%	14%	17%	17%	23%	12%	7%	20% ↑	16%	7% ↓	22% ↑	17%
Over 10yrs	25%	16% ↓	37% ↑	27%	23%	23%	11% ↓	17% ↓	37% ↑	43% ↑	50% ↑	33%	21% ↓	26%	37% ↑	20% ↓	27%
Column n	445	190	255	213	232	49	42	158	99	95	37	40	306	62	78	241	126

## Appendix C – Verbatim

**Q5a (Other1). Can you please further explain why you gave this response; why you DON'T think that the addition of fluoride to public drinking water supplies can help prevent tooth decay?**

- "We need to use fluoride externally"
- "Tooth decay can be prevented by the habits that they can do rather than the fluoride in the water, it's their habits as to why the kids have tooth decay in this area "
- "Too much fluoride added to the water. The water tastes bad"
- "There's too much calcium build up on the taps, so it can't be good for you"
- "The time you have the water in your mouth is not long enough for absorption of fluoride it should be there for one or 2 minutes"
- "The dental hygiene in the port headland area is quite poor, particularly with Children."
- "The body can only absorb so much and this happens before a certain age"
- "Study in World War II where fluoride was used to calm the soldiers then discovered it was actually causing tooth decay"
- "Something I have learnt in the last couple of weeks. Understand the only country left doing this now"
- "Should be up to the parents to prevent tooth decay - why go changing something that's worked for this long"
- "The reason Port Hedland already has a high fluoride content naturally so does not need to add more, I work for water corporation another reason danger of people having to handle fluoride for the water supply It is a highly dangerous chemical"
- "People who need it the most usually drink all sugary drinks like coke and do not look after their teeth"
- "Otherwise I don't think people would brush their teeth with toothpaste. If they knew it had it in they wouldn't brush their teeth. No."
- "I think that the addition of fluoride to the drinking water is for other reasons not tooth decay to calm people down and prevent mental issues"
- "My sister, a dental nurse told her that the teeth of children that have fluoride in the water is shocking to do with teeth decay and I have a friend that is totally organic"
- "Mainly because with those that don't have it there doesn't seem to be any difference in the tooth decay. No."
- "Just knowing from my local shops that the quality of water being bought is much better so everybody drinks the bottled water"
- "Just from all the research that I've done on fluoride that it is a toxic substance and I don't want to be consuming it. Fluoride destroys enzymes vital in bone formation. In New Zealand, since fluoridisation was forced on them, hip fractures have tripled."
- "It's more detrimental than prevention of tooth decay"
- "It may benefit some, but overall I don't think it's good for your health"
- "It is a poison."
- "It helps the body to absorb heavy metals Australia is the last place in the world to be still using it no connection with tooth decay"
- "In a nutshell I think its propaganda. I don't think it works. It had its origins in the aluminium industry, and I've read a lot of surveys that fluoride doesn't do anything for tooth decay at all. and it stops your white blood cells from working."



- "I was brought up in New Zealand, and where I was we had Fluoride in the drinking water, and generally the teeth of people I knew were prone to decay"
- "I used to be a dental nurse and the dentist thought it was detrimental. If it is added to drinking water for very young children it actually leads to decay. If older children use toothpaste with fluoride in it adds to tooth decay, as they often ingest it instead of spitting it out."
- "I think brushing your teeth is a lot better than drinking water"
- "I know that fluoride has to be in contact for a minimum of 5 minutes to be a benefit to teeth anything less there is no benefit it has great health risks to the rest of the body if added to water"
- "I have come from other towns, and talked to people about fluoride, and I don't like the water with fluoride, and I don't believe it saves tooth decay"
- "I grew up without fluoride and I had no problems people should have a choice "
- "I feel there's too much fluoride in the water"
- "I don't trust the fluoride."
- "I don't know of any studies that do prove it one way or the other"
- "I don't believe there is public information about the quantity being put in the water supply or what health benefits there is "
- "I am a sceptic don't know what to believe"
- "Grandmother was prescribed fluoride when pregnant with my mother and she has terrible teeth "
- "Food products destroy teeth"
- "Everything men try seems to be harmful, what are this decision based on and the long term"
- "Don't see it would make a difference to prevent tooth decay."
- "Depends on the volume of water you have. Perhaps not a lot of water or you may boil it and reduce the impact."
- "By using mouthwash and toothpaste there is already enough fluoride in that for our daily use, I think by drinking it as well gets too much for our daily use and I don't think that is a good thing."
- "Because whether or not you put fluoride in the drinking water it's still not going to keep peoples teeth clean it's really up to them at the end of the day, I really don't think it makes any difference if it's in there or not. "
- "Because there is fluoride in many supermarket products these days including toothpaste. I believe these would supply sufficient fluoride"
- "Because originally it was a by-product of a chemical process, and they flogged it off, because they couldn't sell it. It's a toxic chemical. If you get a decent dose repeatedly you're in trouble. This is all hearsay, because I can't prove it. I grew up on a farm without fluoride and there's nothing wrong with my teeth. And my children did as well, and they've got good teeth."
- "Because I've done some reading and some medical scientists and that say it's no good"
- "Because it's going to be such a minimal input into the water. It's not going to make any difference, because it's going to get diluted from everything else. You've got calcium. Sugar and milk in the water. with your coffee and milk, so it won't make any difference."
- "Because it goes straight down your throat"
- "Because I lived in Sydney for 49 years and I still got holes in my teeth and the water was fluoridated"

- "Because I believe brushing your teeth is the best way to clean teeth"
- "Because brushing your teeth prevents tooth decay"
- "Basically kids do not drink enough water quality not good here"
- "All the info I read does not promote the evidence that it shows it prevents tooth decay "
- "All my friends in Perth don't have teeth their teeth are in bad condition"
- "A lot of factor affects tooth decay"
- "Because there is enough Fluoride and no need for more fluoride"
- "Because if you have our own body hygiene correct you should to need fluoride to prevent tooth decay in the water"

**Q5a (Other2). Can you please further explain why you gave this response; why you DO think that the addition of fluoride to public drinking water supplies can help prevent tooth decay?**

- "You need fluoride in drinking water and not having it can cause teeth problems"
- "Wouldn't be bothered putting it in if it wasn't of benefit. The water in Port Hedland has a lot of calcium and this detrimental for teeth."
- "Would not be spending money on it if it did not"
- "With hot water the fluoride comes out"
- "With every bit of publishing it is meant to make things better be beneficial and less harm to the teeth"
- "Where I come from in New Zealand there was a survey on the fluoride in the drinking water and those that drank the water had amazing results with their oral hygiene compared to the rural community that ran off spring water. "
- "When we were small as a child they use to give it to us in tablet form this was in Perth"
- "When she was a child had to take fluoride tables through dentist"
- "When I was younger I was given fluoride tablets and I didn't have tooth decay"
- "When I was growing up there wasn't fluoride and there was a lot of tooth decay"
- "When I was a young kid I lived in areas where there was no fluoride and my teeth were bad, since living in an area with fluoride my kids' teeth are perfect."
- "When I go to the dentist we are advised to use it."
- "What I was taught in primary school "
- "Well it can help prevent it just by being there when cleaning teeth and drinking it"
- "Well I guess it's something I've always known that the authorities put fluoride in the water to help prevent tooth decay"
- "We had in the water when we were kids"
- "We had fluoride tablets as kids and we never had a problem with our teeth we lived in New South Wales."
- "We are now in the 21st century we have so much information out there that we should be cleaning our teeth better than what we are the kids don't seem to be as bad with decay as when I was a child I am 67 years old"
- "Was educated as a child at school"
- "Used to live in an area in the younger days grew up with it and it does not worry me"
- "Use fluoride toothpaste also studies overseas re tooth decay as result of bottled water"
- "True history of growing up always told that fluoride prevents tooth decay."
- "Toothpaste has it in it and promotes the addition of fluoride"
- "Tooth decay. Helps prevent tooth decay, well known"
- "Through dentist info"
- "Through advertisements on TV. "
- "This country is good compared to other countries"
- "Think it is something grow up fluoride toothpaste so in water is helpful, have heard some conflicting things and think it's fluoride with noble prize, not really sure"
- "They reckon fluoride is good for your teeth"

- "They put it in toothpaste. Presumed tooth protection, but I don't know how good it would be to ingest on a daily basis."
- "They put it in the toothpaste!"
- "They proved it kids teeth are bad now when they drink bottled water"
- "There's evidence that proves the fluoride in water helps prevent decay"
- "The statistics since fluoride was introduced, I read and listen"
- "The information I have read and been told by dentists "
- "The established science on fluoridation having an effect on teeth is established "
- "The dentist encourages the use of toothpaste in fluoride and I have also had the experience of meeting who live in areas where it is not added and they have yellowed teeth."
- "The children don't get the protection they need to prevent decay if they don't drink fluoride in the water"
- "The addition of the fluoride has proved to be a benefit"
- "That's what the dentist says"
- "That's what I've seen on TV about fluoride and the benefits of it to our teeth in the drinking water supply."
- "That is what the adverts advertise"
- "That is what it is in toothpaste for"
- "That is what fluoride does"
- "That is my understanding"
- "Talking to dentists, read about it, for children - good for their teeth"
- "Something my mother told me that you needed fluoride in the drinking water, just hearsay"
- "Some experience. When we were kids we never had fluoride in the water, and we've had a lot of problems with our teeth."
- "Results of what have been done"
- "Research has been done, re prevention of tooth decay"
- "Readings over time"
- "Read on the news"
- "Read it"
- "Read articles ...worked dental in the past "
- "Read about it years ago and believed it"
- "Rate of dental cavities went down when fluoride was added to water"
- "Puts a protective coating over your teeth"
- "Proven in other countries that it helps"
- "Proven and clinically tested "
- "Protects the teeth from cavities"
- "Probably because it's a part of the dental scheme being fluoride, so anything with it in has to be good. Good for your teeth."
- "Previous dental appointments dentist told me"

- "People of my generation did not have the amount of teeth decay, it was unheard of. Now it is more so."
- "Our tooth paste has fluoride in it. This is how I base my acceptance of it"
- "Only because I know people from Africa who had fluoride in their water and they have perfect teeth."
- "One of the products that does prevent tooth decay. It is in toothpaste. Taught as child"
- "Not all are accessible to fluoride in the water"
- "My understanding is that if people drink water without fluoride, they tend to have a lot more problems with their teeth"
- "My sister is a dental nurse and she never stops talking about the fluoride, and that we are missing out here. And nobody has ever been killed from it. The Indigenous population does have access to the drinking water, and I think it would help them, and only be a bonus for them"
- "My living in country towns if no fluoride is added the amount of greater."
- "My dad works for the water corporation and he told me it is good."
- "My children were brought up on rain water and do not have good teeth"
- "Moved over from Queensland, I know fluoride helps teeth to get better"
- "Most of our teeth cleaning has been used with fluoride, may have been brainwashed"
- "I came from east coast where they did have it. I know after it was taken out there were lots of dental issues"
- "Mainly beneficial to children, if anything helps to prevent tooth decay then why not, I lived in Queensland and it was in the water supply there for 26 years"
- "Listen to documentaries on TV about the subject and the difference in dental hygiene where there is no fluoridation"
- "Just what I have been brought up to understand. Education at school and also visiting dentist."
- "Just through education and things I've read. At school when I was a child"
- "Just the education about it over the years I guess"
- "Just hear from the dentist that fluoride is good for teeth"
- "Just because that's what's in toothpaste so if a little bit's in the water supply then that helps too"
- "Just because of knowing that the children have to have fluoride to develop their teeth properly and also knowledge of fluoride being in toothpaste, so I link it to teeth somehow. Grow healthy strong teeth."
- "Just because I don't think the water is safe without it"
- "Just assume it protects teeth"
- "I've worked in communities where there hasn't been fluoride and had to give fluoride to children because of teeth issues"
- "I've heard that fluoride in toothpaste helps so in drinking water must help"
- "I've heard some results from some sort of survey on TV"
- "I've heard report from difference sources that fluoride prevents tooth decay"
- "I've heard from people but I don't know much"

- "I've got a brother that's older than me and we both have healthy teeth and both exposed to fluoride at a young age"
- "I've been told this before."
- "I've been taught this"
- "It's what we've been led to believe by general consensus"
- "It's what I've read so I believe it "
- "It's just a known fact that fluoride protects your teeth, as it's even in toothpaste!!"
- "It's in tooth paste so it strengthens your teeth."
- "It's in tooth paste so it should be good for teeth"
- "It's been studied and trialled in metropolitan areas"
- "It's been in other states and have lower problems with their teeth but I do not agree with it, is a waste of money, people do not drink the water, it has calcium minerals and tastes shit"
- "It will help those who don't eat a proper diet to get the fluoride naturally"
- "It will help as it is often difficult to get young kids their teeth and they eat a lot sugary food."
- "It was what I was taught as a kid. Taught at primary. Healthy Harold at Victorian schools. But ninety eight per cent of people have filters on their taps, because the Calcium in the water is too high here and causes kidney stones."
- "It was started when I was a child so I just believed it."
- "It was on the radio about fluoride how it helps prevent tooth decay."
- "It is known to help the teeth of children as they are developing "
- "It is in toothpaste that helps keep teeth clean so water would also be good to have fluoride "
- "It is an ingredient in tooth paste"
- "It is added to tooth paste and I think this is a positive thing."
- "It helps strengthen the enamel of the teeth"
- "It's good with fluoride as it protects your teeth"
- "Information from dentists as we are growing up"
- "Information from dentists "
- "In toothpaste also"
- "In a lot of the major cities and towns and from the statistics I have read it is effective in preventing tooth decay."
- "In America, have no problem there and have read studies of no issues with putting fluoride, also in Queensland I noticed no difference"
- "I'm originally from Queensland and we didn't have it in our water and apparently children in Queensland do have dental problems"
- "I'm from the United Kingdom and it's fluorinated over there"
- "If you listen to the studies that say it, I believe the studies"
- "I worked in the dental area for twenty years and I have worked in areas where there wasn't fluoride and where there was and was a big difference."
- "I was told as a kid, haven't researched it"
- "I was raised in Canada on fluoride and have only 2 fillings"

- "I was originally in Brisbane where there is fluoride where there was a noticeable difference in tooth decay over time"
- "I was brought up on advertising campaigns as to its necessity"
- "I was brought up in the middle of the country and drank out of water tank which came from bores at the age of 16 I went to the dentist and he said I didn't have fluoride in the water he could tell by my teeth, that is how I found out about fluoride "
- "I was brought up in the bush where there was no fluoride in the water. My children live up in Port Hedland and have not had any problems with their teeth"
- "I used to work in the Northern Territory in the power and water industry. The water needs to be tested weekly to ensure it is not too high."
- "I used to be a dental therapist"
- "I think looking at the history and my own family those that used fluoride in the water have fewer cavities in their teeth"
- "I probably read it in the paper years ago or something, pretty common knowledge I thought"
- "I originally came from Queensland, I think it's all in the water over there, I'm happy enough that it's meant to be good for your teeth "
- "I only know that's why they're adding it to the water"
- "I lived in a town where the town had fluoride in the water and never had a filling. I worked for a dentist and he says adding fluoride to water helps prevent the decay"
- "I learned it in primary school"
- "I know of how people that have had fluoride and their teeth are a lot better"
- "I know bottle water doesn't have, but it's good for the teeth to have fluoride in the water"
- "I just remember that I learned in human biology that fluoride prevents tooth decay."
- "I just assume that fluoride in the water in good for your teeth as that's why it's been added."
- "I heard on ABC radio"
- "I heard it is good for your teeth"
- "I haven't seen evidence to see otherwise and where I grew up we had it in our water supply"
- "I have seen the results in my wife's teeth"
- "I have heard that fluoride can help prevent tooth decay"
- "I have heard it from my parents, and through school my teachers I guess I've been brain-washed!!"
- "I have grown up with fluoride in the water in New South Wales and it is very common to have it in the water supply it strengthens your teeth and helps prevent tooth decay the obvious concern is about staining your teeth "
- "I have come from an age where we didn't have fluoride now it is added it has made a difference"
- "I have been a dental nurse for over 20 years"
- "I have a daughter I have spent an awful lot of money on, her poor teeth. She's only five, and has two crowns already the dentist has said it's due to the lack of fluoride here "
- "I had fluoride painted on my teeth in England and I only had my first at 38. I have fewer fillings than most people."
- "I grew up with that knowledge"

- "I grew up with it and was told it prevents tooth decay"
- "I grew up where it had been added and I've seen where people who haven't had it and I feel that their teeth are not as good. Oh and my father-in-law is a dentist "
- "I grew up on the east coast that had fluoride and the dentist say they have good teeth"
- "I grew up on fluoride I have less tooth decay than people who are in non-Fluoride areas"
- "I grew up in Victoria was part of our drinking water then move Queensland and found there was no fluoride in the water and people had problems with their teeth"
- "I grew up in the UK and no fluoride was added and my teeth are very bad"
- "I grew up in Sydney with fluoride and compared to local people my teeth are much better"
- "I grew up in Sydney drinking tap water and that had fluoride and I had no issues with my teeth, then I knew people who lived in the country and they drank water without fluoride and they had problems with their teeth."
- "I grew up in Queensland and most dentists refer back to Queensland as they didn't have fluoride in the early days"
- "I grew up in Perth where they add fluoride to the water and my teeth were just fine"
- "I grew up in Country Victoria and have had fluoride for over 30 years and my generation have all good teeth, the problem is not with fluoride it's with Calcium "
- "I didn't have fluoride and have more decay than my children who have grown up with it"
- "I come from Sydney and my mum's a nurse and she explained the difference between teeth that have been exposed to fluoride and those that haven't "
- "I came from the United Kingdom and it is there and I have not had health or dental issues and you never drunk boiled water there"
- "I believe Queensland doesn't have fluoride in their water and they have a higher rate of tooth decay problems, I've researched this on the internet."
- "I believe it provides a protective coating and there prevents cavities forming."
- "I believe it is a proven fact"
- "I believe it doesn't affect the teeth"
- "I am not a chemist or scientist I just believe what has been said "
- "I am dental therapist and read a lot about fluoride in dental journals"
- "I am a teacher and when we were in Northern Ireland we looked into the dentist and there was information from them."
- "I was a recipient of fluoride tabs as a child."
- "I am a pharmacist, and that's what I have been taught"
- "Helps the formation of teeth with young kids"
- "Helps protect the enamel on the teeth"
- "Helps prevention of decay and some of the toothpaste they use have fluoride"
- "Heard fluoride is good for your teeth they put it in the toothpaste"
- "Heard, seen its good for you"
- "Have clean teeth, not build up in teeth"
- "Growing up showed on TV it was good to protect your teeth"



- "Growing up had fluoride in water and it was beneficial"
- "Grew up with it in New Zealand. Had it in Auckland they had it and then when I moved to Christchurch they did not have it and I had a lot more fillings."
- "Grew up with drinking river water and my children grew up on fluoride town water tooth decay and your sister dentist told her not to swill after cleaning teeth just to retain the fluoride a little bit longer"
- "Grew up with & never hurt me"
- "Government is doing it for years and no harm to anyone"
- "From what I understand fluoride is in the water in the metro area and I believe it does lessen damage teeth, I also believe that it would help the Indigenous population a lot"
- "From toothpaste"
- "From the Advertisement on the TV in the 80's"
- "From experience from when I lived down south many years ago"
- "Fluoride prevents tooth decay"
- "Fluoride prevents tooth decay "
- "Fluoride is a protective element that protects the enamel"
- "Fluoride is a preventative "
- "Fluoride in toothpaste"
- "Fluoride has been proven it's good to help tooth decay"
- "Fluoride has always been advertised as an enamel toughener strengthened I have read about why other countries have stopped using fluoride like Germany. Some doctors have linked it to skin diseases and gastric problems and obviously cancer and heart conditions"
- "Experience in Zimbabwe used extensively in other countries"
- "Evidence of this is good teeth brought up in New South Wales with fluoride"
- "Every time read about it, that is what is said"
- "Everything you read on all the products to do with your teeth and all the reports "
- "Even the tiniest amount of fluoride can help stop decay, as far as I know, it's not really toxic"
- "Education received"
- "Do not drink water out of the tap as it has too much calcium in it, if you get water out of your tap and boil it up it will blow up real soon"
- "Dentists"
- "Dentists"
- "Dentists say it does"
- "Dentists make you put it on your teeth to strengthen the teeth"
- "Dentists always says that fluoride is good for the teeth but what other benefits does it actually bring or not?"
- "Dentist tells you to use fluoride."
- "Dentist and TV"
- "Because fluoride is in all your tooth paste"
- "Children's' teeth are better these days with fluoride in the water"

- "Chemical do help "
- "Came from area with and have good teeth"
- "Body needs it to build up the bones."
- "Been told that is what it does"
- "Been proven that it works"
- "Been lots of reports that it does"
- "Been documented on TV"
- "Because you see it in toothpaste and stuff"
- "Because when I was young it was in the water I used I haven't had any need for any fillings"
- "Because when I was a kid I was given fluoride tablets and have not had dental problems"
- "Because when I was a kid I got told it was going to be put in the water and that is it was good for teeth"
- "Because they put in our toothpaste because they put in our tooth paste"
- "Because the clean water is definitely good for everyone"
- "Because that is what is has been advertised to do and you find it in toothpaste as well"
- "Because sometimes we are not getting enough through foods"
- "Because of the historical data my mother feels her teeth were not good as didn't have fluoride"
- "Because I've got kids, and I've read about it, that it's good for the kids"
- "Because I've come from a state that has fluoride in the water and we've had little trouble with our teeth"
- "Because I've been drinking town type water all my life and my teeth are good."
- "Because I've been drinking it all my life, and it's helped I and I've only had one tooth removed and a few fillings"
- "Because it's in tooth paste. It is for me. After using fluoride toothpaste I don't get the sensitivity or the pain. It's doing something."
- "Because it kills from the water supply which helps prevent tooth decay "
- "Because it is the perception we pick up from toothpaste ads that Fluoride is good for your teeth"
- "Because it is fluoride, good for teeth a stronger mechanism against teeth and tooth decay"
- "Because it is added to other products "
- "Because it has it in toothpaste"
- "Because I'm pretty sure that's what they use at the dentist"
- "Because I was constantly given fluoride tablets when I was a kid, because we didn't have enough in our water. No. "
- "Because I know there was fluoride in the water when I grew up and I have good teeth but my parents didn't have it and they have terrible teeth"
- "Because I heard something on TV that said people drinking bottled water were getting more tooth decay, because they weren't drinking the tap water."

- "Because I have only 6 teeth left in my mouth because I was born with a disease when I was young and I was fed chemical food all the time, may have helped if I had fluoride in the water there was certainly none around in my day "
- "Because I grew up with fluoride in the water as a kid. I have all my teeth no decay."
- "Because I don't think it can be any different with fluoride in the water with preventing tooth decay"
- "Because I believe that fluoride has been in areas for a long time and for kids that don't brush their teeth, the fluoride can help with that"
- "Because fluoride is identify to prevent dental decay"
- "Basically because I suppose fluoride coats your teeth when you drink water and stuff"
- "At my age experience not added and added and evidence and believe significance difference in decay rates, not personal but talking with dentists and dental specialists"
- "Assuming it is the same type in toothpaste that will help anyway"
- "Anything is better than nothing"
- "An assumption I guess, the dentists would give us the fluoride treatment, and it's got to be good for your teeth"
- "Always see on toothpaste"
- "Always had toothpaste with fluoride dentist"
- "Always believed it's good for the teeth"
- "A lot of people don't worry about brushing their teeth, so I reckon it comes in handy. I reckon it prevents decay. People who drink bottled water are eroding their teeth because they haven't got any proper protection. They make the dentist happy I reckon. "
- "All the pointers lead to fluoride helps teeth, dentists use it"
- "All the evidence that says it hardens tooth enamel"
- "All the evidence is there now, most areas that are fluoridated now produce children with no toothache or tooth decay"
- "All the dentists have said that is so"
- "Adverts say fluoride keeps the teeth strong"
- "A lot of things I've read"
- "A lot of the fluoride from the education from books and TV and places about the benefits of fluoride to teeth, just a correlation of those two"
- "A lot of people who know about the subject say it's safe and proved"
- "50 years ago fluoride was discovered to be useful in preventing tooth decay have drunk fluoridated water most of my life"
- "Protects the teeth even without brushing"
- "Obviously research been done, basically its okay to put fluoride in water."
- "Most people drink bottled or heavily filter water up here. This is due to there being a lot of Calcium in it and the build-up on bathrooms are very heavy and they believe that if there is so much Calcium build up that comes from the water, then it would be very unhealthy to drink. I understand that Drs in the area advise people NOT to drink unfiltered tap water due to the impact on their kidneys. When I first came up here, I did drink the water until I noticed the pink tinge to the water, not always but occasionally."
- "I've always been told it's good for your teeth there are also ads on TV. "

- "It's in the tooth paste so it must be good for us"
- "It gives protection "
- "I'm from New Zealand, move to Mt Isa, my children had problem with teeth"
- "It is the area we need to get the fluoride we need not just relying on toothpaste with fluoride added and additional to dentist visits"
- "Grew up in America and better teeth,"
- "Fluoride is one of the minerals that are strong for teeth"
- "Believe only good if it is for young children"
- "Before fluoride in water tooth decay was rampant but reduced dramatically after the introduction of fluoride I still have all my teeth and put it down to fluoride"
- "Been to dentists and teeth good and had fluoride"
- "Because there's fluoride in toothpaste"
- "Because it is a form of bleach do not want to drink chemicals"
- "All my children have excellent teeth which I put down to fluoridation; from living in Melbourne and Port Hedland"

**Q7 (Other). How did you find out about the addition of fluoride to public drinking water supplies?**

- “Years ago through town council”
- “Years ago in my home town in New South Wales”
- “Working as a dentist
- “Worked for water supply in New Zealand and read studies that were done into the addition of chemicals to water various internet sites”
- “Word of mouth”
- “When I was in New Zealand there were surveys on it”
- “When I was a kid - 40 years ago now I presume they still have it”
- “When I was a child”
- “Went through a water treatment plant and they told us about it”
- “Well known and publicised”
- “We lived in Kalgoorlie and the water came from Perth and they had fluoride added to the Perth water line to regional areas”
- “We always had fluoride in the water when I lived in Melbourne”
- “Water sampler in Port Hedland and see actual results and effects “
- “Water authority shire”
- “Was common, had it in water when children, it was the law really”
- “WA Publications Orthomolecular support WA nutritional and Environmental Medicine Qtlly publication”
- “Used to live in New South Wales”
- “University”
- “Training as an environmental health officer.”
- “Topical common to the rest of Australia”
- “Told about it at university”
- “Through living in country towns as well as education and media exposure.”
- “Through horrible taste of water in Perth. People told me that it had fluoride in it.”
- “Through council politics. through the radio in regards to news.”
- “The local shire council website”
- “The local council told us they were putting fluoride in the water”
- “Social media”
- “Since I was a kid”
- “School”
- “School”
- “School teachers”
- “School education”
- “School education”

- “School”
- “School”
- “Readings over time”
- “Read articles on the internet, as well as conversations with friends”
- “Queensland always had it and I was brought up in Queensland”
- “Public information boards”
- “Public discussion”
- “Protesting about fluoride in the water”
- “Primary school”
- “Primary school.”
- “Previous experience”
- “Personnel research”
- “Pamphlets
- “Observations”
- “Nothing just browsing”
- “None specific”
- “Nine msn”
- “My studies”
- “My school health programmes”
- “Media”
- “My dad was a manager of water waste at the local council and grew up with fluoride in the water”
- “Local newspaper advised me it was in the water supply.”
- “Living in Melbourne”
- “Lived in New South Wales where they had it etc.”
- “Lived in New South Wales and raised 3 children and 4th grandchildren”
- “Learnt about it in school”
- “Learned in primary school”
- “Learned at school”
- “Known about it for ages in primary school”
- “Know about it from my job in safety and health”
- “Just researching it”
- “Just heard it”
- “It’s been around since we were kids”
- “It’s been around for years”
- “It’s been a general knowledge for years”
- “It’s always been in the water in New South Wales where I previously lived”

- “It was well known about it at schools.”
- “It was in the water in Sydney where I grew up”
- “It was a big thing in Queensland in the 90’s got fluoride tablets from the dentist”
- “It has always been a topic where I used to live, online media”
- “Internet”
- “In water in Queensland where I lived”
- “In school biology”.
- “In Perth, heard media”.
- “In my professional capacity. Also I had a lot of orthodontic work and hence it was told to me.”
- “I’m South African; huge debate over there in the media”
- “I’m from Queensland and knew it was in our water”
- “I’m from a third world country where fluoride has always been added to the water”
- “I work in water treatment”
- “I was not aware until this survey”
- “I was brought up with it”
- “I was a dental nurse for over 20 years”
- “I read about it but cannot remember where”
- “I just tried the water, after the fluoride was added, and it tasted awful, and I stopped drinking it.”
- “I heard about fluoride in India back home”
- “I grew up with it in Sydney we were told by our parents, dentists and school nurse “
- “I don’t know, just Google it”
- “I did some research several years ago”
- “High school years at school”
- “Have always known my children were given tablets”
- “Has been in water in Perth for years”
- “Grown up with it, no indication about tooth decay”
- “Growing up I had it in my drinking water”
- “Grew up with it”
- “Grew up with it”
- “Grew up with it in Queensland”
- “Grew up with it”
- “Grew up to believe good but information and education makes you question the fluoride”
- “Grew up in Melbourne always been in water supply”
- “Grew up in Africa and learnt a lot about it”
- “Google”
- “Google”

- “General research – Google”
- “General education used to work for the health dept.”
- “General conversation”
- “General awareness, remember the debates about it many decades ago”
- “General”
- “From working in the water and power industry in the Northern Territory. Learnt about it through work.”
- “From where I come from in the UK we used to have fluoride in the water there, now certain water corps are now removing it They feel it is quite toxic I hope they don't put fluoride in the water here”
- “From when I was younger”
- “From school in education”
- “From my Queensland experience”
- “From experience from when my children were young when we lived in Manjimup”
- “Fellow worker”
- “Father in-law is from Water Corp”
- “Facebook general talk on Facebook community”
- “Ex male nurse”
- “Everyone talks about it”
- “Email at work”.
- “Education”
- “Education, school”
- “Education whilst at school.”
- “Newsletter emails from natural health organisations MSI medical research institute”
- “Don't know.”
- “Councillor in a council in Queensland”
- “Common knowledge for a long time”
- “Comes from New South Wales and always had fluoride”
- “Can't remember website”
- “Brought up on it since a kid”
- “Been told about it since we were little”
- “Been to some presentations about fluoride.”
- “Been here a long time”
- “At the museum at Tasmania it talks about fluoride in the water and the benefits of it.”
- “At school”
- “At school. Teachers talking about it. No.”
- “As a child I was living in New South Wales and we had it in the water. It was common knowledge”



- “As a child growing up”
- “And the smell”
- “Always known it”
- “Always known about it”
- “Always had it in water supply in Queensland”
- “Our phone call relating to port Hedland, growing up in some suburbs in Christchurch in New Zealand”
- “Most countries in the world use it to purify the water supply I heard from my school when I was a child”
- “It is in other states we have lived in”
- “It has been in the news here in Australia, but has been in the water in Europe”
- “In the Queensland they had a PR campaign and in the states it was common knowledge”
- “I knew about fluoride in the water”
- “From today with survey”
- “From surveyor tonight”
- “Experience of childhood in New Zealand.”
- “Common practice on East Coast, we knew no different”
- “Common knowledge from young age”