



## **GRUVLOK® STANDARD PRODUCTS**

Price Sheet GR.STD-5.13 | Effective: May 28, 2013 | Cancels Price Sheet GR.STD-7.12 of July 2, 2012

**FOR THE MOST CURRENT PRODUCT/PRICING INFORMATION ON ANVIL PRODUCTS,  
PLEASE VISIT OUR WEBSITE AT [WWW.ANVILINTL.COM](http://WWW.ANVILINTL.COM)**

### **FREIGHT ALLOWANCE:**

All prices are F.O.B. point of shipment. On shipments weighing 2,500 pounds or more, rail freight or motor freight at the lowest published rate, is allowed to all continental U.S. rail points or all U.S. highway points listed in published tariffs (Alaska and Hawaii excluded). In no case will more than actual freight be allowed.

### **NOTE:**

All orders are accepted on the basis of prices in effect at the time of shipment.

### **NOTICE:**

To the prices and terms quoted, there will be added any manufacturers or sales tax payable on the transaction under any effective statute.

### **GENERAL**

- UPC numbers are available upon request.
- To obtain current ISO certifications, listings, and other approvals, visit Anvil's Web site at [www.anvilintl.com](http://www.anvilintl.com).
- Pricing is subject to change without notice. Go to Anvil's Web site for the most current list price information, or contact your local Anvil representative.

### **LOSS OR DAMAGE CLAIMS:**

All goods are shipped at buyer's risk. Shipments should be carefully examined upon delivery and before the carrier's delivery receipt is signed. If any loss or damage is evident, the buyer should make an appropriate notation on the delivery receipt and insist that the carrier's driver initial such exception. The contents of all packages should be carefully examined for concealed damage as soon as possible after delivery, so that the carrier can be requested, within 48 hours after delivery, to arrange for prompt inspection of the damaged goods.

**NORTHERN REGION  
CUSTOMER SERVICE CENTER  
800-301-2701**

**SOUTHERN REGION  
CUSTOMER SERVICE CENTER  
800-451-4414**

## 1. CONTROLLING PROVISIONS:

These terms and conditions shall control with respect to any purchase order or sale of Seller's products. No waiver, alteration or modification of these terms and conditions whether on Buyer's purchase order or otherwise shall be valid unless the waiver, alteration or modification is specifically accepted in writing and signed by an authorized representative of Seller.

## 2. DELIVERY:

Seller will make every effort to complete delivery of products as indicated on Seller's acceptance of an order, but Seller assumes no responsibility or liability, and will accept no backcharge, for loss or damage due to delay or inability to deliver caused by acts of God, war, labor difficulties, accident, delays of carriers, by contractors or suppliers, inability to obtain materials, shortages of fuel and energy, or any other causes of any kind whatever beyond the control of Seller. Seller may terminate any contract of sale of its products without liability of any nature, by written notice to Buyer, in the event that the delay in delivery or performance resulting from any of the aforesaid causes shall continue for a period of sixty (60) days. Under no circumstances shall Seller be liable for any special or consequential damages or for loss, damage, or expense (whether or not based on negligence) directly or indirectly arising from delays or failure to give notice of delay.

## 3. WARRANTY:

Seller warrants for one year from the date of shipment Seller's manufactured products to the extent that Seller will replace those having defects in material or workmanship when used for the purpose and in the manner which Seller recommends. If Seller examination shall disclose to its satisfaction that the products are defective, and an adjustment is required, the amount of such adjustment shall not exceed the net sales price of the defective products only and no allowance will be made for labor or expense of repairing or replacing defective products or workmanship of damage resulting from the same. Seller warrants the products which it sells of other manufacturers to the extent of the warranties of their respective makers. Where engineering design or fabrication work is supplied. Buyer's acceptance of Seller's design or of delivery of work shall relieve Seller of all further obligation, other than expressed in Seller's product warranty. THIS IS SELLER'S SOLE WARRANTY. SELLER MAKES NO OTHER WARRANTY OF ANY KIND, EXPRESSED OR IMPLIED AND ALL IMPLIED WARRANTIES OF MERCHANTABILITY AND FOR A PARTICULAR PURPOSE WHICH EXCEED SELLER'S AFORESTATED OBLIGATION ARE HEREBY DISCLAIMED BY SELLER AND EXCLUDED FROM THIS WARRANTY. Seller neither assumes, nor authorizes any person to assume for it, any other obligation in connection with the sale of its engineering designs or products. This warranty shall not apply to any products or parts of products which (a) have been repaired or altered outside of Seller's factory, in any manner; (b) have been subjected to misuse, negligence or accidents; (c) have been used in a manner contrary to Seller's instructions or recommendations. Seller shall not be responsible for design errors due to inaccurate or incomplete information supplied by Buyer or its representatives.

## 4. SELLER'S LIABILITY:

Seller will not be liable for any loss, damage, cost of repairs, incidental or consequential damages of any kind, whether based upon warranty (except for the obligation accepted by Seller under "Warranty" above), contract or negligence, arising in connection with the design, manufacture, sale, use or repair of the products or of the engineering designs supplied to Buyer.

## 5. RETURNS:

Seller cannot accept return of any products unless its written permission has been first obtained, in which case same will be credited subject to the following (a) All material returned must, on its arrival at Seller's Plant, be found to be in first-class condition; if not, cost of putting in saleable condition will be deducted from credit memoranda; (b) A handling charge deduction of twenty percent (20%) will be made from all credit memoranda issued for material returned; (c) Transportation charges, if not prepaid will be deducted from credit memoranda.

## 6. SHIPMENTS:

All products sent out will be carefully examined, counted and packed. The cost of any special packing or special handling caused by Buyer's requirements or requests shall be added to the amount of the order. No claim for shortages will be allowed unless made in writing within ten (10) days of receipt of a shipment.

Claims for products damaged or lost in transit should be made on the carrier, as Seller's responsibility ceases, and title passes, on delivery to the carrier.

## 7. SPECIAL PRODUCTS:

Orders covering special or nonstandard products are not subject to cancellation except on such terms as Seller may specify on application.

## 8. PRICES AND DESIGNS:

Prices and designs are subject to change without notice. All prices are F.O.B. Point of shipment, unless otherwise stated.

## 9. TAXES:

The amount of any sales, excise or other taxes, if any, applicable to the products covered by this order, shall be paid by Buyer unless Buyer provides Seller with an exemption certificate acceptance to the taxing authorities.

## 10. NUCLEAR PLANTS:

Where the products, engineering design or fabrication is for nuclear plant applications. Buyer agrees (a) to take all necessary steps to add Seller as an insured under the American Nuclear Insurers' (ANI) pool and under the Mutual Atomic Energy Reinsurance Pool (MAERP) for property damage and liability insurance and if necessary steps could have been taken, but are not taken, Buyer shall hold Seller harmless against all such losses which could have been thus covered (b) Buyer agrees to hold Seller harmless with respect to any personal injury (or death), property damage or other loss in a nuclear incident which is caused directly or indirectly by defective design, material, workmanship furnished by Buyer (or which could be so covered but with respect to which Buyer has elected to self-insure), and further agrees to waive subrogation by its carriers of such insurance against Seller, and (c) as to nuclear hazards for which Buyer cannot obtain insurance coverage, the liability of Seller for any personal injury (or death), property damage or other loss directly caused by defective design, material, or workmanship furnished by Seller shall not exceed the value at the time of the loss occurrence.

## 11. MINIMUM INVOICE:

Domestic: \$100 plus transportation.  
International: \$500 plus transportation.

## 12. TERMS:

Cash, net 30 days unless otherwise specified.

NOTE: All orders are accepted on the basis of prices in effect at the time of shipment.

NOTICE: The prices and terms quoted, there will be added any manufacturers or sales tax payable on the transaction under any effective statute.

FREIGHT ALLOWANCE: All prices are F.O.B. point of shipment. On shipments weighing 2,500 pounds or more, rail freight or motor freight at the lowest published rate, is allowed to all continental U.S. rail points or all U.S. highway points listed in published tariffs (Alaska and Hawaii excluded). In no case will more than actual freight be allowed. Shipments (weighing less than 2,500 pounds) will be shipped prepaid. The buyer will be invoiced for freight costs at the applicable published class, exception or commodity rate(s) or charge(s). Anvil reserves the right to select the carrier for all shipments.

## Standard Gaskets - Your order must specify gasket grade

GRADE	TEMPERATURE RANGE	COMPOUND	COLOR CODE	*GENERAL SERVICE APPLICATION
E	-40°F to +230°F	EPDM	Green	Water, dilute acids, alkalis, salts and many chemical services not involving hydrocarbons, oils, or gases. Excellent oxidation resistance. NOT FOR USE WITH HYDROCARBONS.
EP	-40°F to +250°F	EPDM	Green and Red	Water, dilute acids, alkalis, salts and many chemical services not involving hydrocarbons, oils, or gases. Excellent oxidation resistance. NOT FOR USE WITH HYDROCARBONS.
T	-20°F to +180°F	Nitrile (Buna-N)	Orange	Petroleum products, vegetable oils, mineral oils, and air contaminated with petroleum oils. NOT FOR USE IN HOT WATER SERVICES.

## Special Gaskets

GRADE	TEMPERATURE RANGE	COMPOUND	COLOR CODE	*GENERAL SERVICE APPLICATION
O	-20°F to +300°F	Fluoro Elastomer	Blue	High-temperature resistance to oxidizing acids, petroleum oils, hydraulic fluids, halogenated hydrocarbons, and lubricants.
L	-40°F to +350°F	Silicone	Red Gasket	Dry, hot air, and some high-temperature chemical services.
E (type A)	-40°F to +150°F	Pre-Lubricated	Violet	Wet and Dry (oil-free air) pipe fire protection sprinkler systems. For dry pipe systems, Gruvlok Xtreme™ Lubricant is required.

**\*Contact Anvil for specific service recommendations. Specify gasket grade when ordering.**  
Use Gruvlok lubricant on gaskets. Check gasket color code to be certain it is recommended for the service intended.  
Additional gasket compounds and configurations are available — contact an Anvil Representative.

LUBRICANTS	
STANDARD LUBRICANT	PRICE
2LB Tub Std Gruvlok Lubricant	\$178.75/tub
5 Gallon Pail	\$1,505.00
QUICK DRY LUBRICANT	
1 Quart Can	\$192.00
1 Gallon Pail	\$324.75
XTREME LUBRICANT (SILICONE)	
10 oz. Tube (1 each)	\$89.50
2.2 lb. Tub (Gruvlok Lubricant)	\$311.75

STANDARD LUBRICANT USAGE GUIDE		
SIZE OF GASKET	NUMBER OF GASKETS	
	PERTUBE	PER QUART
2"	55	400
3"	45	300
4"	25	200
6"	20	130
8"	15	100
10"	10	85
12"	9	60
14"	7	50
16"	6	40
18"	5	35
20"	4	30
24"	3	20

XTREME LUBRICANT USAGE GUIDE	
SIZE OF GASKET	NUMBER OF GASKETS PER QUART
2"	1,200
3"	900
4"	600
6"	390
8"	300
10"	255
12"	180
14"	150
16"	120
18"	105
20"	90
24"	60

# Table of Contents

<b>Terms and Conditions</b> .....	<b>2</b>
<b>Gasket Selection</b> .....	<b>3</b>
Standard Gaskets .....	3
Special Gaskets .....	3
Lubricants.....	3
<b>Grooved-End Couplings</b> .....	<b>6-11</b>
Standard Coupling Fig. 7001 .....	6
Standard Coupling Fig. 7011 .....	6
Lightweight Flexible Coupling Fig. 7000 .....	7
Hingelok Coupling Fig. 7003 .....	7
Rigidlok™ Rigid Coupling Fig. 7401 .....	8
Reducing Coupling Fig. 7010 .....	8
Rigidlite® 300 PSI Coupling Fig. 7400 .....	8
SlideLOK Rigid Coupling Fig. 7402.....	9
Outlet Couplings Fig. i7042F, i7042M and i7042G.....	9
HDPE Transition Coupling Fig. 7307 .....	10
HDPE Coupling Fig. 7305 .....	10
HPR Coupling Fig. 7004 HPR .....	10
End Guard Coupling Fig. 7004 EG .....	10
Flange Adapter for HDPE Pipe Fig. 7312.....	11
Gruvlok Flange Fig. 7012 .....	11
Gruvlok 300# Flange Fig. 7013 .....	11
Gruvlok Flange Adapter Fig. 7788.....	11
<b>Fittings for Grooved-End Pipe</b> .....	<b>12-21</b>
90° Elbows Fig. 7050.....	12
22½° Elbows Fig. 7052 .....	12
45° Elbows Fig. 7051.....	12
11¼° Elbows Fig. 7053 .....	12
Tees Fig. 7060.....	13
Tees with Threaded Branch Fig. 7063.....	13
Reducing Tee Fig. 7061 .....	14
Reducing Tee with Threaded Branch Fig. 7064 .....	15
Concentric Reducer Fig. 7072 .....	16
Reducer Threaded Small End Fig. 7076 .....	17
Cap Fig. 7074.....	17
Hose Nipple Fig. 7086 .....	17
Eccentric Reducer Fig. 7073 & Fig. 7097 .....	18
90° Long Radius Elbows Fig. 7050LR (1½"D) .....	19
Reducing Base Support Elbows Fig. 7050RF Grooved x Flanged (GxF) .....	19
45° Long Radius Elbows Fig. 7051 LR (1½"D) .....	19
Female Thread Adapter Fig. 7087 .....	19
Bullhead Plug Fig. 7075.....	20
Lateral Fig. 7069 .....	20
Tee WYE Fig. 7066.....	20
Steel Cross Fig. 7068 and True Y Fig. 7071 .....	21
Reducing Lateral – Fig. 7070 .....	21
<b>Valves and Accessories</b> .....	<b>22-30</b>
Grooved-End Butterfly Valve Series 7700.....	22
Gruvlok Butterfly Valves Fig. 8000GR .....	23
Gruvlok Ball Valves Fig. 7500 .....	23
Grooved End Butterfly Valve Series 7600 .....	24
Gruvlok Circuit Balancing Valves Sweat Four Turn Fig. GBV-S (Fig. CBV-S Low Flow) .....	24
Threaded Four Turn Fig. GBV-T (Fig. CBV-T Low Flow) .....	24
Grooved End Straight GBV-G, End Angle Fig. GBV-A, & Flanged Fig. GBV-F .....	25
End Check Valve Fig. 7800.....	25

# Table of Contents (continued)

Silent Check Valve Fig. 400G.....	25
Suction Diffuser Fig. 7250.....	26
SF21-GG Grooved x Grooved Connectors.....	26
SF21-GF Grooved x Flange Connectors.....	26
SF21-FF Flange x Flange Connectors.....	26
Gruvlok Air Vent GAV-15 & GAV-30.....	27
Grooved-End "WYE" Strainer Fig. 768G.....	27
Grooved-End Strainer Fig. 7260.....	27
Fig. FTV-S (Straight) or Fig. FTV-A (Angle Body).....	27
Clamp-T® Grooved Outlet Fig. 7046.....	28
Clamp-T® Female Threaded Outlet Fig. 7045.....	28
Clamp-T® Cross Fig. 7047, Fig. 7048 and Fig. 7049.....	29
Adapter Flanges Fig. 7084 (150 lb.) & Fig. 7085 (300 lb.).....	30

## **Spare Parts.....30-32**

Flange Parts for Fig. 7012 & 7013 Gruvlok Flanges.....	30
Flange Gaskets for Fig. 7012 & 7013 Gruvlok Flanges.....	31
Standard Gaskets for Fig. 7005 & 7305 Couplings.....	31
Plated Trackhead Bolts and Nuts.....	31
Standard Gaskets.....	31
Gaskets for Fig. 7004 EG.....	31
Reducing Coupling Fig. 7010 (Gasket Only).....	31
Clamp-T® Grooved Outlet Fig. 7046 (Gasket Only).....	32
Clamp-T® Female Threaded Outlet Fig. 7045 (Gasket Only).....	32

## **Plain-End.....32**

Plain-End Coupling Roughneck™ Coupling Fig. 7005.....	32
---	----

## **Gruvlok Advanced Copper System.....33-34**

Rigidlite® 300 PSI Coupling Fig. 7400.....	33
Gruvlok Flange Fig. 7012.....	33
DI-LOK® DI-Electric Nipple Fig. 7088 (Gr. x Th.).....	33
DI-LOK® DI-Electric Nipple Fig. 7089 (Gr. x Gr.).....	33
DI-LOK® DI-Electric Nipple Fig. 7090 (Th. x Th.).....	34

## **KNX Series.....35**

Hydronic Hook-up Kits.....	35
----------------------------	----

## **Roll Groovers.....36**

Model 1007/3007 Roll Groover.....	36
Model 3006 (Steel Roll Groover) – For Ridgid® 300 Power Drive.....	36
Model 3006C (Copper Roll Groover) – For Ridgid® 300 Power Drive.....	36

## **Expansion Joints for Grooved-End Pipe.....37**

Gruvlok Fig. 7240 Expansion Joint.....	37
--	----

## **Cross Reference.....38-39**

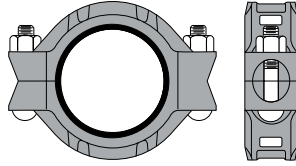
## **Numerical Index.....40**

# Couplings for Grooved-End Pipe

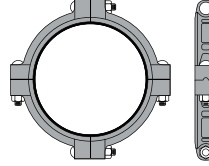
## Standard Coupling Fig. 7001



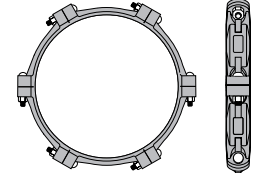
For listing/approval details contact your Gruvlok Representative.



Sizes 1"-14"



Sizes 16"-24"



Sizes 28" and 30"

NOMINAL PIPE SIZE (INCHES)	PIPE OUTSIDE DIAMETER (INCHES)	APRX. WEIGHT EACH (LBS)	COUPLING COMPLETE WITH "E" OR "T" GASKET (PRICE EACH)		COUPLING COMPLETE WITH FLUSH GAP™ "E" OR "T" GASKET (PRICE EACH)		BOX QTY.	SPARE PARTS PLATED BOLT & NUT	
			PAINTED	GALV.	PAINTED	GALV.		QTY. NO.	SIZE (INCHES)
1	1.315	1.30	\$41.25	\$55.50	\$64.75	\$79.50	-	2	3/8 x 2 1/4
1 1/4	1.660	1.40	\$54.50	\$72.75	\$79.50	\$98.75	-	2	3/8 x 2 1/4
1 1/2	1.900	1.50	\$59.00	\$77.25	\$83.50	\$103.25	-	2	3/8 x 2 1/4
2	2.375	3.10	\$65.75	\$87.25	\$90.00	\$113.00	-	2	1/2 x 3
2 1/2	2.875	3.70	\$76.25	\$107.25	\$110.00	\$140.25	-	2	1/2 x 3
3	3.500	4.30	\$85.25	\$118.25	\$113.75	\$147.75	-	2	1/2 x 3
3 1/2	4.000	5.10	\$117.00	\$165.00	\$158.00	\$207.75	-	2	5/8 x 3 1/2
4	4.500	6.80	\$122.50	\$173.50	\$164.50	\$215.25	-	2	5/8 x 3 1/2
5	5.563	9.60	\$185.75	\$267.25	\$287.75	\$373.50	-	2	3/4 x 4 1/2
6	6.625	11.80	\$220.00	\$315.75	\$318.75	\$418.50	-	2	3/4 x 4 1/2
8	8.625	21.70	\$344.75	\$512.75	\$415.00	\$569.25	-	2	7/8 x 5 1/2
10	10.750	27.00	\$562.00	\$805.25	\$667.00	\$896.25	-	2	7/8 x 5 1/2
12	12.750	35.00	\$639.00	\$914.50	\$783.00	\$1,030.75	-	2	7/8 x 6
14	14.000	37.00	\$661.50	\$914.00	\$661.50	\$914.00	-	4	7/8 x 5 1/2
16	16.000	50.00	\$867.75	\$1,177.75	\$867.75	\$1,177.75	-	4	1 x 4
18	18.000	72.00	\$1,016.00	\$1,408.50	\$1,016.00	\$1,408.50	-	4	1 x 4
20	20.000	82.00	\$1,356.00	\$1,819.25	\$1,356.00	\$1,819.25	-	4	1 1/8 x 4 1/2
24	24.000	90.00	\$1,750.25	\$2,350.25	\$1,750.25	\$2,350.25	-	4	1 1/8 x 4 1/2
28	28.875	105.00	POA	POA	POA	POA	-	6	1 x 5 1/2
30	31.000	137.00	POA	POA	POA	POA	-	6	1 x 5 1/2

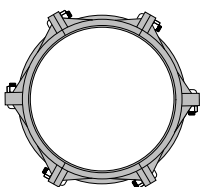
All bolts are oval-neck track head design to ASTM A-183, with heavy hex nuts to ASTM A-563, and are zinc plated to ASTM B-633.

Number of bolts equals housing segments.

Weights are approximate and subject to change.

Grade "O" or "L" gaskets are available. Contact your Anvil representative for more details.

## Standard Coupling Fig. 7011

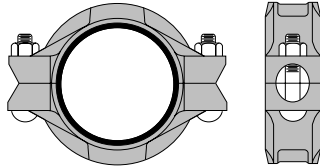


NOMINAL PIPE SIZE (INCHES)	PIPE OUTSIDE DIAMETER (INCHES)	APRX. WEIGHT EACH (LBS)	COUPLING COMPLETE WITH "E" EPDM GASKET (PRICE EACH) PAINTED	SPARE PARTS PLATED BOLT & NUT	
				QTY. NO.	SIZE (INCHES)
30 O.D.	30.000	200.00	\$2,854.50	6	1 1/4 x 4 3/8

Working pressure and end load values are for standard wall pipe.

## Lightweight Flexible Coupling Fig. 7000

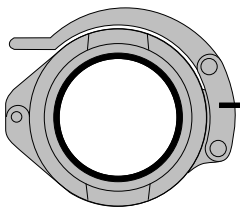
   
For listing/approval details contact your Gruvlok Representative.



NOMINAL PIPE SIZE (INCHES)	PIPE OUTSIDE DIAMETER (INCHES)	APRX. WEIGHT EACH (LBS)	COUPLING COMPLETE WITH "E" OR "T" GASKET (PRICE EACH)		COUPLING COMPLETE WITH FLUSH GAP™ "E" OR "T" GASKET (PRICE EACH)		BOX QTY.	SPARE PARTS PLATED BOLT & NUT SIZE (INCHES)
			PAINTED	GALVANIZED	PAINTED	GALVANIZED		
1	1.315	1.30	\$41.75	\$52.00	\$66.75	\$78.25	-	3/8 x 2 1/4
1 1/4	1.660	1.40	\$42.75	\$55.50	\$69.75	\$83.50	25	3/8 x 2 1/4
1 1/2	1.900	1.50	\$52.00	\$64.75	\$76.50	\$91.50	20	3/8 x 2 1/4
2	2.375	2.00	\$52.50	\$66.75	\$78.25	\$93.75	20	3/8 x 2 1/4
2 1/2	2.875	2.30	\$60.50	\$76.50	\$93.75	\$110.00	20	3/8 x 2 1/4
3	3.500	2.90	\$70.75	\$88.50	\$99.25	\$119.25	15	1/2 x 2 3/4
3 1/2	4.000	3.10	\$101.25	\$131.75	\$141.50	\$173.00	-	1/2 x 3
4	4.500	4.60	\$98.75	\$127.75	\$141.50	\$173.00	10	1/2 x 3
5	5.563	6.10	\$141.00	\$182.75	\$241.25	\$287.25	-	5/8 x 3 1/2
6	6.625	8.10	\$168.50	\$218.50	\$266.25	\$323.25	-	5/8 x 3 1/2
8	8.625	14.20	\$262.75	\$350.75	\$443.00	\$531.25	-	3/4 x 4 1/2

All bolts are oval-neck track head design to ASTM A-183, with heavy hex nuts to ASTM A-563, and are zinc plated to ASTM B-633. Number of bolts equals housing segments. Weights are approximate and subject to change. Grade "O" or "L" gaskets are available. Contact your Anvil representative for more details.

## Hingelok Coupling Fig. 7003



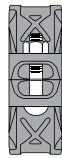
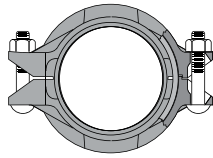
NOMINAL PIPE SIZE (INCHES)	PIPE OUTSIDE DIAMETER (INCHES)	APRX. WEIGHT EACH (LBS)	COUPLING COMPLETE WITH "E" OR "T" GASKET (PRICE EACH)		COUPLING COMPLETE WITH FLUSH GAP™ "E" OR "T" GASKET (PRICE EACH)		BOX QTY.
			PAINTED	GALV.	PAINTED	GALV.	
1 1/2	1.900	1.70	\$111.50	\$133.00	\$116.50	\$138.00	-
2	2.375	2.20	\$106.75	\$116.50	\$112.00	\$133.00	-
2 1/2	2.875	3.20	\$117.00	\$140.50	\$144.50	\$173.00	-
3	3.500	3.60	\$136.50	\$168.50	\$163.75	\$199.00	-
4	4.500	5.10	\$175.25	\$225.25	\$215.50	\$268.50	-
5	5.563	9.50	\$356.25	\$436.75	\$439.50	\$536.75	-
6	6.625	11.20	\$373.75	\$472.00	\$467.50	\$569.25	-
8	8.625	18.10	\$572.75	\$717.50	\$648.75	\$799.50	-

Contact Anvil for specific service recommendations. Specify gasket grade when ordering. Use Gruvlok lubricant on gaskets. Check gasket color code to be certain it is recommended for the service intended.

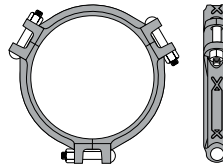
**Rigidlok™ Rigid Coupling Fig. 7401**



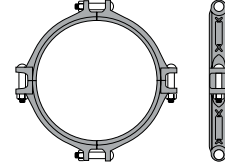
For listing/approval details contact your Gruvlok Representative.



Sizes 1 1/2"-12"



Sizes 14"-18"

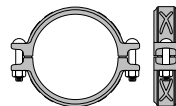


Sizes 20"-24"

NOMINAL PIPE SIZE (INCHES)	PIPE OUTSIDE DIAMETER (INCHES)	APRX. WEIGHT EACH (LBS)	COUPLING COMPLETE WITH "E" OR "T" GASKET (PRICE EACH)		COUPLING COMPLETE WITH FLUSH GAP™ "E" OR "T" GASKET (PRICE EACH)		BOX QTY.	SPARE PARTS PLATED BOLT & NUT	
			PAINTED	GALV.	PAINTED	GALV.		QTY. NO.	SIZE (INCHES)
1 1/2	1.900	1.80	\$56.50	\$71.25	\$80.00	\$95.25	-	2	3/8 x 2 1/4
2	2.375	2.40	\$65.25	\$82.50	\$85.75	\$103.00	-	2	3/8 x 2 1/2
2 1/2	2.875	2.90	\$74.75	\$94.75	\$103.50	\$121.50	-	2	3/8 x 2 3/4
3	3.500	3.60	\$86.75	\$110.75	\$109.50	\$134.25	-	2	1/2 x 3
4	4.500	5.00	\$120.75	\$156.25	\$153.25	\$189.25	-	2	1/2 x 3
5	5.563	6.90	\$156.25	\$203.50	\$243.00	\$428.50	-	2	5/8 x 3 1/2
6	6.625	7.90	\$205.75	\$267.25	\$286.75	\$350.75	-	2	5/8 x 3 1/2
8	8.625	15.90	\$313.00	\$407.00	\$365.00	\$457.25	-	2	3/4 x 4 1/2
10	10.750	25.60	\$515.75	\$689.00	\$620.25	\$788.75	-	2	1 x 6
12	12.750	30.50	\$576.75	\$772.00	\$705.75	\$907.75	-	2	7/8 x 6
14	14.000	36.10	\$642.25	\$824.00	\$642.25	\$824.00	-	2	7/8 x 5 1/2
16	16.000	40.80	\$836.00	\$1,067.25	\$836.00	\$1,067.25	-	3	7/8 x 5 1/2
18	18.000	51.60	\$966.50	\$1,252.00	\$966.50	\$1,252.00	-	4	1 x 4
20	20.000	68.30	\$1,320.75	\$1,654.50	\$1,320.75	\$1,654.50	-	4	1 x 4
24	24.000	89.30	\$1,692.75	\$2,144.75	\$1,692.75	\$2,144.75	-	4	1 x 4

All bolts are oval-neck track head design to ASTM A-183, with heavy hex nuts to ASTM A-563, and are zinc plated to ASTM B-633. Number of bolts equals housing segments. Weights are approximate and subject to change. Contact Anvil for specific service recommendations. Specify gasket grade when ordering. Use Gruvlok lubricant on gaskets. Check gasket color code to be certain it is recommended for the service intended.

**Rigidlite® 300 PSI Coupling Fig. 7400**



**Reducing Coupling Fig. 7010**

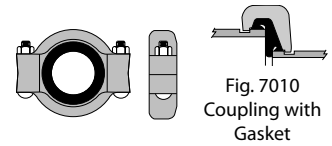


Fig. 7010 Coupling with Gasket

NOMINAL PIPE SIZE (INCHES)	PIPE OUTSIDE DIAMETER (INCHES)	APRX. WEIGHT EACH (LBS)	COUPLING COMPLETE WITH "E" OR "T" GASKET (PRICE EACH)		BOX QTY.	PLATED BOLT & NUT SIZE (INCHES)
			PAINTED	GALV.		
1	1.315	1.20	\$46.25	\$56.00	-	3/8 x 2 1/4
1 1/4	1.660	1.30	\$46.25	\$56.00	25	3/8 x 2 1/4
1 1/2	1.900	1.40	\$47.50	\$57.00	20	3/8 x 2 1/4
2	2.375	1.60	\$53.25	\$63.00	20	3/8 x 2 1/4
2 1/2	2.875	1.90	\$61.25	\$73.75	20	3/8 x 2 1/4
3	3.500	2.10	\$69.75	\$85.50	15	3/8 x 2 3/4
4	4.500	3.10	\$98.75	\$118.25	10	3/8 x 2 3/4
5	5.563	4.60	\$130.25	\$155.25	-	1/2 x 3
6	6.625	5.50	\$155.25	\$179.25	-	1/2 x 3
8	8.625	8.40	\$247.00	\$300.00	-	1/2 x 3

All bolts are oval-neck track head design to ASTM A-183, with heavy hex nuts to ASTM A-563, and are zinc plated to ASTM B-633. Contact Anvil for specific service recommendations. Specify gasket grade when ordering. Use Gruvlok lubricant on gaskets. Check gasket color code to be certain it is recommended for the service intended.

NOMINAL PIPE SIZE (INCHES)	APRX. WEIGHT EACH (LBS)	COUPLING COMPLETE WITH "E" OR "T" GASKET (PRICE EACH)		BOX QTY.	PLATED BOLT & NUT SIZE (INCHES)
		PAINTED	GALV.		
2 x 1 1/2	2.00	\$84.50	\$101.75	-	1/2 x 2 3/4
2 1/2 x 2	3.50	\$109.00	\$136.50	-	1/2 x 2 3/4
3 x 2	4.40	\$124.25	\$156.75	-	1/2 x 2 3/4
3 x 2 1/2	4.10	\$107.50	\$136.50	-	1/2 x 2 3/4
4 x 2	8.90	\$196.25	\$247.50	-	5/8 x 3 1/2
4 x 2 1/2	7.90	\$176.25	\$231.50	-	5/8 x 3 1/2
4 x 3	6.70	\$165.00	\$213.25	-	5/8 x 3 1/2
5 x 4	11.40	\$221.50	\$290.75	-	3/4 x 4 1/2
6 x 4	13.40	\$334.00	\$420.75	-	3/4 x 4 1/2
6 x 5	13.50	\$292.50	\$379.25	-	3/4 x 4 1/2
8 x 6	17.70	\$499.50	\$632.00	-	3/4 x 4 1/2

Note: Not recommended for Vacuum Service  
All bolts are oval-neck track head design to ASTM A-183, with heavy hex nuts to ASTM A-563, and are zinc plated to ASTM B-633. Weights are approximate and subject to change.



**SlideLOK Rigid Coupling Fig. 7402**

NOMINAL PIPE SIZE (INCHES)	PIPE OUTSIDE DIAMETER (INCHES)	APRX. WEIGHT EACH (LBS)	COUPLING COMPLETE WITH "EP" OR "T" GASKET (PRICE EACH)		BOX QTY.	COUPLING BOLTS		FIG 7402 GASKET ONLY (PRICE EACH)	
			PAINTED	GALV.		QTY.	SIZE	"EP"	"T"
2	2.375	2.90	\$65.25	\$82.50	15	2	1/2 x 2 3/4	\$62.25	\$66.25
2 1/2	2.875	3.10	\$74.75	\$94.75	15	2	1/2 x 2 3/4	\$76.50	\$68.50
3	3.500	3.60	\$86.75	\$110.75	12	2	1/2 x 3 1/2	\$76.50	\$26.50
4	4.500	4.90	\$120.75	\$156.25	10	2	1/2 x 3 1/2	\$102.25	\$29.50
5	5.563	6.10	\$156.25	\$203.50	-	2	1/2 x 3 1/2	\$180.25	POA
6	6.625	6.80	\$205.75	\$267.25	-	2	1/2 x 3 1/2	\$184.75	\$38.00
8	8.625	10.90	\$313.00	\$407.00	-	2	3/4 x 4 1/2	\$191.50	\$110.75

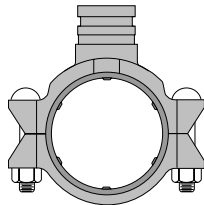


Grooved-End Couplings

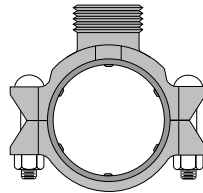
Fittings

**Outlet Coupling Fig. i7042F, i7042M and i7042G**

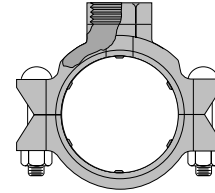
FM APPROVED  
UL LISTED  
For listing/approval details contact your Gruvlok Representative.



Grooved Outlet i7042G



Male IPS Outlet i7042M



Female IPS Outlet i7042F

Valves and Accessories

Spare Parts

NOMINAL PIPE SIZE (INCHES)	BRANCH (INCHES)	APRX. WEIGHT EACH (LBS)	GROOVED & MALE THREADED BRANCH WITH "E" OR "T" GASKET (PRICE EACH)		APRX. WEIGHT EACH (LBS)	i7042F FEMALE THREADED BRANCH WITH "E" OR "T" GASKET (PRICE EACH)		BOX QTY.
			PAINTED	GALV.		PAINTED	GALV.	
			i7042G & i7042M			i7042F		
1 1/2	x 1/2	-	-	-	2.60	\$111.50	\$131.75	-
	x 3/4	-	-	-	2.60	\$111.50	\$131.75	-
	x 1	-	-	-	2.60	\$111.50	\$131.75	-
2	x 1/2	-	-	-	3.30	\$114.00	\$140.50	-
	x 3/4	-	-	-	3.30	\$114.00	\$140.50	-
	x 1	3.30	\$129.50	\$171.75	3.30	\$114.00	\$140.50	-
2 1/2	x 1/2	-	-	-	4.80	\$175.25	\$215.50	-
	x 3/4	-	-	-	4.80	\$175.25	\$215.50	-
	x 1	-	-	-	4.80	\$175.25	\$215.50	-
	x 1 1/4	8.60	\$114.75	-	-	-	-	-
	x 1 1/2	8.60	\$114.75	\$223.50	-	-	-	-
3	x 3/4	-	-	-	7.90	\$169.00	\$205.25	-
	x 1	7.90	\$268.00	\$326.75	7.90	\$223.00	\$279.00	-
	x 1 1/2	8.60	\$268.00	\$326.75	-	-	-	-
4	x 3/4	-	-	-	9.90	\$247.50	\$307.50	-
	x 1	9.90	\$258.75	-	7.00	\$247.50	\$307.50	-
	x 1 1/2	11.80	\$260.00	\$500.50	-	-	-	-
	x 2	11.00	\$368.75	\$500.50	-	-	-	-
6	x 1	-	-	-	18.00	\$496.00	\$644.00	-
	x 1 1/2	18.00	\$522.00	-	18.00	\$496.00	\$644.00	-
	x 2	18.00	\$522.00	\$723.75	-	-	-	-

Plain-End

Copper Method

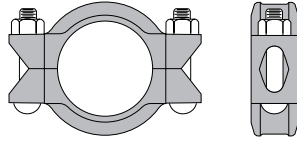
Tools

Contact Anvil for specific service recommendations. Specify gasket grade when ordering.  
Use Gruvlok lubricant on gaskets. Check gasket color code to be certain it is recommended for the service intended.

**HPR Coupling Fig. 7004 HPR  
(with Standard Gasket)**



For listing/approval details contact your Gruvlok Representative.



**End Guard Coupling Fig. 7004 EG  
(with End Guard Gasket)**

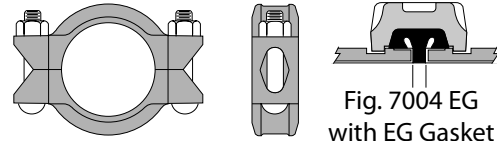


Fig. 7004 EG with EG Gasket

NOMINAL PIPE SIZE (INCHES)	PIPE OUTSIDE DIAMETER (INCHES)	APRX. WEIGHT EACH (LBS)	COUPLING COMPLETE WITH "E" OR "T" GASKET (PRICE EACH)		BOX QTY.	PLATED BOLT & NUT SIZE (INCHES)
			PAINTED	GALV.		
2	2.375	3.90	\$76.50	\$103.25	-	5/8 x 2 3/4
2 1/2	2.875	4.60	\$87.00	\$117.00	-	5/8 x 3 1/2
3	3.500	5.20	\$97.25	\$131.75	-	5/8 x 3 1/2
4	4.500	8.60	\$141.50	\$201.25	-	3/4 x 4 1/2
5	5.563	14.00	POA	POA	-	7/8 x 5 1/2
6	6.625	15.50	\$254.50	\$366.00	-	7/8 x 5 1/2
8	8.625	25.60	\$407.00	\$584.75	-	1 x 5 1/2
10	10.750	32.30	\$752.25	\$1,029.00	-	1 x 6 1/2
12	12.750	43.90	\$1,095.25	\$1,466.00	-	1 x 6 1/2

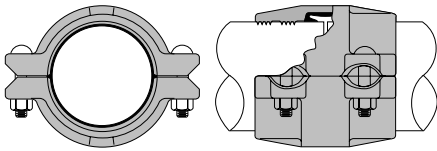
NOMINAL PIPE SIZE (INCHES)	PIPE OUTSIDE DIAMETER (INCHES)	APRX. WEIGHT EACH (LBS)	COUPLING COMPLETE WITH "E" OR "T" GASKET (PRICE EACH)		BOX QTY.	PLATED BOLT & NUT SIZE (INCHES)
			PAINTED	GALV.		
2	2.375	4.10	\$102.75	\$130.25	-	5/8 x 2 3/4
2 1/2	2.875	5.10	\$119.25	\$154.75	-	5/8 x 3 1/2
3	3.500	5.50	\$133.50	\$175.25	-	5/8 x 3 1/2
4	4.500	9.00	\$187.75	\$253.75	-	3/4 x 4 1/2
6	6.625	15.50	\$324.50	\$434.25	-	7/8 x 5 1/2
8	8.625	26.50	\$500.00	\$675.75	-	1 x 5 1/2
10	10.750	32.30	\$937.00	\$1,240.50	-	1 x 6 1/2
12	12.750	43.90	\$1,183.00	\$1,673.25	-	1 x 6 1/2

All bolts are oval-neck track head design to ASTM A-183, with heavy hex nuts to ASTM A-563, and are zinc plated to ASTM B-633. Weights are approximate and subject to change. For pricing on spare parts see pages 30-32.

All bolts are oval-neck track head design to ASTM A-183, with heavy hex nuts to ASTM A-563, and are zinc plated to ASTM B-633. Contact Anvil for specific service recommendations. Specify gasket grade when ordering. Use Gruvlok lubricant on gaskets. Check gasket color code to be certain it is recommended for the service intended.

**Couplings for HPDE Pipe**

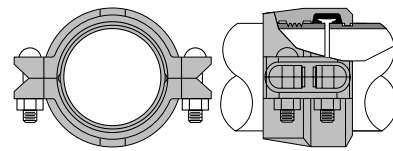
**HDPE Coupling Fig. 7305**



NOMINAL PIPE SIZE (INCHES)	PIPE OUTSIDE DIAMETER (INCHES)	APRX. WEIGHT EACH (LBS)	COMPLETE "E" OR "T" GASKET (PRICE EACH)	BOX QTY.
2	2.375	4.50	\$401.75	-
3	3.500	8.50	\$478.75	-
4	4.500	12.00	\$526.50	-
6	6.625	18.00	\$731.75	-
8	8.625	30.00	\$857.50	-
10	10.750	43.00	\$986.25	-
12	12.750	58.00	\$1,136.25	-

Weights are approximate and subject to change. \*Contact your Anvil Representative for galvanized pricing.

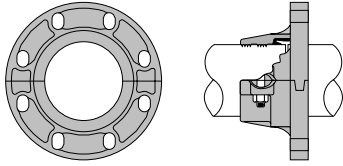
**HDPE Transition Coupling Fig. 7307**



NOMINAL PIPE SIZE (INCHES)	PIPE OUTSIDE DIAMETER (INCHES)	APRX. WEIGHT EACH (LBS)	COUPLING "E" OR "T" GASKET (PRICE EACH)	BOX QTY.	BOLT SIZE
2	2.375	4.50	\$432.75	14	1/2 x 2 3/8
3	3.500	6.00	\$506.75	10	1/2 x 3
4	4.500	8.50	\$591.75	-	1/2 x 3
6	6.625	12.50	\$812.75	3	5/8 x 3 1/2
8	8.625	20.50	\$935.00	1	5/8 x 3 1/2
10	10.750	34.50	\$1,290.00	-	7/8 x 5 1/2
12	12.750	42.50	\$1,475.25	-	7/8 x 5 1/2

Weights are approximate and subject to change. \*Contact your Anvil Representative for galvanized pricing.

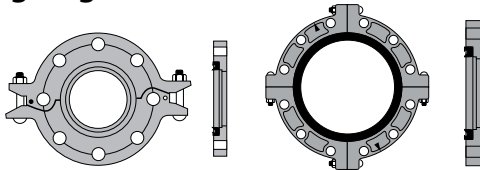
**Flange Adapter for HDPE Pipe, Fig. 7312**  
**HDPE Flange Complete**



NOMINAL PIPE SIZE (INCHES)	APRX. WEIGHT EACH (LBS)	HDPE FLANGE COMPLETE WITH "E" OR "T" GASKET	BOX QTY.
4	15.00	\$613.75	-
6	22.00	\$863.25	-
8	26.00	\$1,011.25	-

HDPE Flange has ductile iron housing. Not supplied with flange bolts, nuts or gasket.  
\*Contact your Anvil Representative for galvanized pricing.

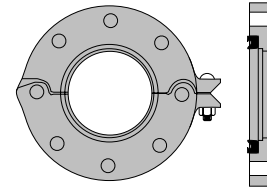
**Gruvlok Flange Fig. 7012**



NOMINAL PIPE SIZE (INCHES)	PIPE OUTSIDE DIAMETER (INCHES)	APRX. WEIGHT EACH (LBS)	COUPLING COMPLETE WITH "E" OR "T" GASKET (PRICE EACH)		BOX QTY.
			PAINTED	GALV.	
<b>HINGED</b>					
2*Δ	2.375	4.60	\$248.50	\$300.00	-
2½*	2.875	6.20	\$308.00	\$379.25	-
3*Δ	3.500	6.60	\$333.00	\$412.00	-
4*Δ	4.500	6.50	\$444.00	\$550.00	-
5*	5.563	10.20	\$515.75	\$638.50	-
6*Δ	6.625	9.25	\$562.50	\$699.75	-
8*	8.625	15.60	\$635.00	\$814.25	-
10*	10.750	18.20	\$1,004.00	\$1,276.00	-
12*	12.750	29.90	\$1,313.25	\$1,687.50	-
<b>FOUR PIECE</b>					
14*	14.000	52.50	\$2,568.50	\$3,159.75	-
16*	16.000	67.00	\$2,981.00	\$3,694.25	-
18*	18.000	82.50	\$3,668.50	\$4,675.00	-
20*	20.000	106.50	\$4,413.75	\$5,647.75	-
24*	24.000	138.50	\$5,647.75	\$7,286.25	-

The Gruvlok Flange bolt hole pattern conforms to Class 150 steel and Class 125 cast iron flanges utilizing standard flange bolts.  
\*Available with pn 10/16 bolt hole patterns.  
Δ New Viton Gasket is POA – Please check with an Anvil Sales Representative for more information.  
Flange Sealing Rings are recommended for use between wafer/lug type valves and Gruvlok Flanges.  
For applications with wafer valves a latch bolt is recommended on both sides of the flange. (request extra latch bolt) Use: 3/8 x 2 1/2 for 2"-6"; 1/2 x 3 1/2 for 8"-12" sizes.

**Gruvlok 300# Flange Fig. 7013**



NOMINAL PIPE SIZE (INCHES)	PIPE OUTSIDE DIAMETER (INCHES)	APRX. WEIGHT EACH (LBS)	COUPLING COMPLETE WITH "E" OR "T" GASKET (PRICE EACH)		BOX QTY.
			PAINTED	GALV.	
2	2.375	5.00	\$310.25	\$364.25	-
2½	2.875	6.90	\$359.00	\$429.25	-
3	3.500	9.40	\$491.25	\$582.50	-
4	4.500	14.40	\$653.25	\$791.75	-
5	5.563	18.30	\$743.00	\$898.25	-
6	6.625	24.90	\$864.00	\$1,058.75	-
8	8.625	35.40	\$991.00	\$1,249.00	-
10	10.750	54.00	\$1,577.75	\$1,961.00	-
12	12.750	74.80	\$1,684.25	\$2,173.25	-

The Gruvlok 300# Flange bolt hole pattern conforms to Class 300 steel, utilizing standard flange bolts.  
\*\*Flange Sealing rings are recommended for use between wafer/lug type valves and Gruvlok flanges.  
Flange Bolts, Nuts and Gaskets not provided.

**Gruvlok Flange Adapter Fig. 7788**



NOMINAL PIPE SIZE (INCHES)	PIPE OUTSIDE DIAMETER (INCHES)	APRX. WEIGHT EACH (LBS)	(PRICE EACH)		BOX QTY.
			PAINTED	GALV.	
2	2.375	4.39	\$183.50	\$217.75	-
2½	2.875	6.17	\$233.25	\$284.50	-
3	3.500	7.19	\$246.50	\$301.50	-
4	4.500	10.68	\$323.50	\$394.00	-
5	5.563	13.99	\$359.50	\$435.00	-
6	6.625	16.47	\$359.50	\$435.00	-
8	8.625	24.79	\$483.25	\$611.00	-
10*	10.750	36.84	\$976.50	\$1,173.75	-
12*	12.750	56.43	\$1,473.50	\$1,831.00	-

NOTE: 10" and 12" Flange Adapters have a machine raised face. 2" through 8" Flange Adapters have a cast raised face.  
The Gruvlok Flange Adapter allows for direct connection of Class 125 or Class 150 flanged components to a grooved piping system.  
Ductile Iron conforming to ASTM A 536, Grade 65-45-12.  
For other coating requirements contact an Anvil Representative for more information.

Grooved-End Couplings

Fittings

Valves and Accessories

Spare Parts

Plain-End

Copper Method

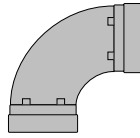
Tools

## Fittings for Grooved-End Pipe

### 90° Elbows Fig. 7050



For listing/approval details contact your Gruvlok Representative.



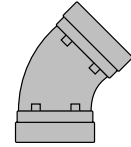
NOMINAL PIPE SIZE (INCHES)	APRX. WEIGHT EACH (LBS)	PRICE EACH		BOX QTY.
		PAINTED	GALV.	
1	0.60	\$74.75	\$99.25	-
1¼	1.00	\$74.75	\$99.25	25
1½	1.20	\$74.75	\$99.25	20
2	1.70	\$77.75	\$103.00	18
2½	2.60	\$77.75	\$103.00	12
3	4.00	\$137.25	\$171.00	8
3½	5.50	\$152.75	\$202.50	-
4	7.70	\$149.25	\$208.75	4
5	11.10	\$356.00	\$459.75	-
6	16.50	\$418.00	\$553.75	-
8	30.60	\$839.25	\$1,106.00	-
10	53.50	\$1,525.50	\$1,975.25	-
12	82.00	\$2,442.00	\$3,150.50	-

For 14"-24" please see 7050LR list prices.  
Gruvlok fittings are full flow fittings made of ductile iron

### 45° Elbows Fig. 7051



For listing/approval details contact your Gruvlok Representative.



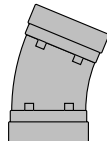
NOMINAL PIPE SIZE (INCHES)	APRX. WEIGHT EACH (LBS)	PRICE EACH		BOX QTY.
		PAINTED	GALV.	
1	0.50	\$74.75	\$94.25	-
1¼	0.70	\$74.75	\$94.25	-
1½	0.90	\$74.75	\$94.25	-
2	1.50	\$77.75	\$97.75	-
2½	1.90	\$77.75	\$97.75	-
3	3.30	\$137.25	\$161.50	-
3½	4.30	\$152.75	\$202.50	-
4	5.40	\$149.25	\$193.50	-
5	9.00	\$356.00	\$441.00	-
6	11.20	\$418.00	\$527.25	-
8	19.80	\$839.25	\$1,053.50	-
10	34.30	\$1,525.50	\$1,664.50	-
12	50.00	\$2,442.00	\$2,846.00	-

For 14"-24" please see 7051LR list prices.  
Gruvlok fittings are full flow fittings made of ductile iron

### 22½° Elbows Fig. 7052



For listing/approval details contact your Gruvlok Representative.



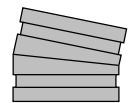
NOMINAL PIPE SIZE (INCHES)	APRX. WEIGHT EACH (LBS)	PRICE EACH		BOX QTY.
		PAINTED	GALV.	
1*	0.50	\$472.50	\$489.00	-
1¼*	0.70	\$81.50	\$103.25	-
1½*	0.80	\$81.50	\$103.25	-
2	1.50	\$81.50	\$103.25	-
2½*	1.90	\$81.50	\$103.25	-
3	3.20	\$117.00	\$147.25	-
3½*	4.00	\$275.00	\$367.75	-
4	5.30	\$155.25	\$201.25	-
5*	7.20	\$476.00	\$574.00	-
6	8.20	\$435.00	\$554.50	-
8	17.80	\$907.25	\$1,126.50	-
10*	30.00	\$1,242.75	\$1,613.75	-
12*	40.40	\$1,679.75	\$2,082.50	-
14*	46.00	\$1,451.25	\$1,921.25	-
16*	52.20	\$1,740.00	\$2,437.00	-
18*	65.00	\$2,107.00	\$2,990.00	-
20*	80.00	\$2,645.25	\$4,156.75	-
24*	112.00	\$4,513.50	\$5,219.75	-

\*Gruvlok fittings are full flow fittings made of ductile iron except those marked (\*) which are full flow 1½ D fabricated steel.

### 11¼° Elbows Fig. 7053



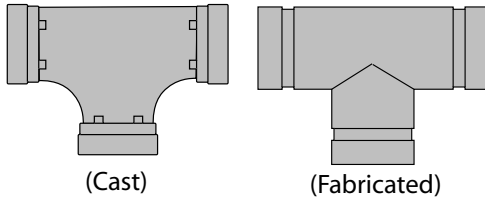
For listing/approval details contact your Gruvlok Representative.



NOMINAL PIPE SIZE (INCHES)	APRX. WEIGHT EACH (LBS)	PRICE EACH		BOX QTY.
		PAINTED	GALV.	
1*	0.30	\$188.25	\$228.00	-
1¼*	0.50	\$81.50	\$103.25	-
1½*	0.70	\$81.50	\$103.25	-
2*	0.90	\$188.25	\$220.00	-
2½*	1.50	\$188.25	\$220.00	-
3*	2.00	\$117.00	\$146.00	-
3½*	2.80	\$275.00	\$324.50	-
4*	3.30	\$143.75	\$191.00	-
5*	5.00	\$476.00	\$559.75	-
6*	6.50	\$435.00	\$526.00	-
8*	10.00	\$775.00	\$920.75	-
10*	14.50	\$1,160.00	\$1,384.50	-
12*	18.70	\$1,679.75	\$2,034.25	-
14*	32.10	\$1,312.75	\$1,647.25	-
16*	42.00	\$1,616.50	\$2,155.00	-
18*	53.20	\$1,957.25	\$2,652.75	-
20*	65.70	\$2,395.25	\$3,318.50	-
24*	96.00	\$4,179.50	\$4,216.75	-

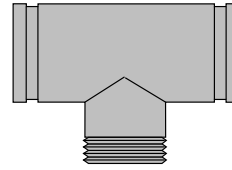
**Tees Fig. 7060**

   
For listing/approval details contact your Gruvlok Representative.



**Tees with Threaded Branch\*, Fig. 7063**

   
For listing/approval details contact your Gruvlok Representative.



NOMINAL PIPE SIZE (INCHES)	APRX. WEIGHT EACH (LBS)	PRICE EACH		BOX QTY.
		PAINTED	GALV.	
1	0.90	\$116.00	\$151.75	-
1¼	1.50	\$116.00	\$151.75	18
1½	1.80	\$116.00	\$151.75	15
2	2.40	\$120.25	\$157.25	16
2½	4.00	\$120.25	\$157.25	8
3	5.80	\$165.00	\$226.00	-
3½	9.80	\$646.75	\$833.00	-
4	10.30	\$251.25	\$341.25	-
5	16.20	\$586.50	\$744.25	-
6	25.70	\$676.75	\$923.75	-
8	41.10	\$1,430.25	\$1,877.00	-
10	74.50	\$2,969.00	\$3,844.00	-
12	94.70	\$4,138.00	\$5,285.50	-
14*	118.00	\$3,282.25	\$4,087.25	-
16*	146.00	\$3,706.50	\$4,707.75	-
18*	218.00	\$4,633.25	\$5,973.50	-
20*	275.00	\$6,638.50	\$8,415.75	-
24*	379.00	\$10,120.50	\$13,126.25	-

\*Gruvlok fittings are full flow fittings made of ductile iron except those marked (\*) which are full flow fabricated steel.

NOMINAL PIPE SIZE (INCHES)	APRX. WEIGHT EACH (LBS)	PRICE EACH		BOX QTY.
		PAINTED	GALV.	
1*	0.90	\$176.75	\$220.00	-
1¼*	1.40	\$243.00	\$285.75	-
1½*	1.70	\$379.25	\$447.00	-
2*	2.90	\$243.00	\$285.75	-
2½*	4.70	\$334.50	\$401.75	-
3*	8.10	\$334.50	\$401.75	-
4*	13.50	\$503.25	\$692.00	-
5*	16.70	\$1,446.75	\$1,382.50	-
6*	25.60	\$1,291.75	\$1,520.00	-
8*	45.00	\$1,473.50	\$2,067.25	-
10*	73.00	\$2,342.25	\$3,375.00	-
12*	98.00	\$3,514.00	\$4,837.00	-

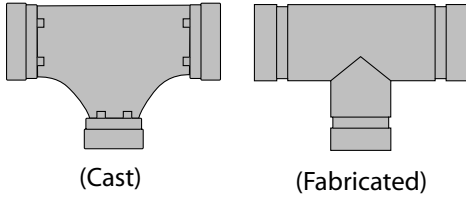
\*Gruvlok fittings are full flow fittings made of ductile iron except those marked (\*) which are full flow fabricated steel.

Grooved-End Couplings  
Fittings  
Valves and Accessories  
Spare Parts  
Plain-End  
Copper Method  
Tools

**Reducing Tees Fig. 7061**



For listing/approval details contact your Gruklok Representative.



Grooved-End Couplings

Fittings

Valves and Accessories

Spare Parts

Plain-End

Copper Method

Tools

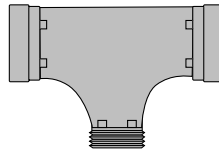
NOMINAL PIPE SIZE (INCHES)	BRANCH	APRX. WEIGHT EACH (LBS)	PRICE EACH		BOX QTY.
			PAINTED	GALV.	
1 1/4 x 1 1/4	x 1*	1.50	\$204.75	\$232.75	-
	x 1*	1.80	\$285.00	\$293.25	-
1 1/2 x 1 1/2	x 1 1/4*	1.80	\$215.50	\$239.00	-
	x 1	2.60	\$245.25	\$287.25	-
2 x 2	x 1 1/4*	1.70	\$306.00	\$321.75	-
	x 1 1/2	2.70	\$245.25	\$291.75	-
2 1/2 x 2 1/2	x 1*	4.10	\$245.25	\$287.25	-
	x 1 1/4*	4.20	\$369.25	\$435.00	-
	x 1 1/2*	4.30	\$245.25	\$291.75	-
	x 2*	4.40	\$245.25	\$291.75	-
3 x 3	x 1	7.00	\$216.25	\$276.50	-
	x 1 1/4*	5.80	\$304.00	\$401.75	-
	x 1 1/2*	5.90	\$216.25	\$279.00	-
	x 2	5.50	\$216.25	\$279.00	-
4 x 4	x 2 1/2*	6.30	\$216.25	\$279.00	-
	x 1*	7.00	\$291.75	\$364.25	-
	x 1 1/4*	9.60	\$574.00	\$668.50	-
	x 1 1/2*	10.20	\$291.75	\$364.25	-
5 x 5	x 2	10.20	\$291.75	\$383.00	-
	x 2 1/2	11.20	\$291.75	\$383.00	-
	x 3	11.40	\$291.75	\$383.00	-
	x 1*	13.60	\$642.25	\$791.00	-
6 x 6	x 1 1/4*	13.50	\$657.75	\$815.25	-
	x 1 1/2*	13.80	\$816.25	\$884.00	-
	x 2*	14.00	\$707.25	\$873.75	-
	x 2 1/2*	14.30	\$576.25	\$725.50	-
8 x 8	x 3*	14.60	\$576.25	\$725.50	-
	x 4	17.90	\$623.75	\$787.75	-
	x 1*	20.50	\$775.00	\$950.50	-
	x 1 1/4*	21.00	\$792.75	\$1,012.25	-
	x 1 1/2*	21.00	\$800.50	\$1,096.75	-
	x 2	26.40	\$686.25	\$901.50	-
10 x 10	x 2 1/2	26.50	\$686.25	\$901.50	-
	x 3	26.50	\$686.25	\$901.50	-
	x 4	26.50	\$686.25	\$901.50	-
	x 5	28.00	\$686.25	\$907.25	-
	x 1 1/2*	33.00	\$989.25	\$1,204.25	-
	x 2*	32.70	\$989.25	\$1,249.00	-
12 x 12	x 2 1/2*	33.00	\$989.25	\$1,249.00	-
	x 3*	32.50	\$1,065.75	\$1,274.00	-
	x 4	50.00	\$1,430.25	\$1,847.75	-
	x 5*	34.70	\$1,430.25	\$1,860.25	-
	x 6	54.00	\$1,430.25	\$1,868.25	-

NOMINAL PIPE SIZE (INCHES)	BRANCH	APRX. WEIGHT EACH (LBS)	PRICE EACH		BOX QTY.
			PAINTED	GALV.	
10 x 10	x 1 1/2*	52.00	\$2,437.50	\$3,264.00	-
	x 2*	52.20	\$1,723.00	\$2,615.25	-
	x 2 1/2*	52.60	\$1,723.00	\$2,171.25	-
	x 3*	53.00	\$1,723.00	\$2,741.00	-
	x 4*	53.60	\$1,801.00	\$2,301.75	-
	x 5*	54.20	\$1,840.75	\$2,350.25	-
	x 6*	55.00	\$1,840.75	\$2,989.00	-
	x 8*	64.70	\$1,874.50	\$3,003.75	-
12 x 12	x 1*	77.00	\$2,319.50	POA	-
	x 2*	80.00	\$3,486.25	\$4,214.25	-
	x 2 1/2*	78.00	\$2,319.50	POA	-
	x 3*	74.60	\$2,319.50	\$2,993.50	-
	x 4*	75.10	\$2,484.75	\$3,495.25	-
	x 5*	75.60	\$2,627.00	\$3,412.25	-
	x 6*	76.20	\$2,659.00	\$3,900.50	-
	x 8*	76.30	\$2,732.50	\$4,132.25	-
14 x 14	x 10*	77.60	\$2,860.25	\$4,447.25	-
	x 4*	100.00	\$2,595.25	\$3,772.25	-
	x 6*	101.00	\$2,061.25	\$2,643.75	-
	x 8*	103.00	\$2,111.50	\$2,687.50	-
16 x 16	x 10*	104.00	\$2,233.50	\$2,847.00	-
	x 12*	105.00	\$2,390.25	\$3,061.25	-
	x 4*	126.00	\$3,106.25	\$4,615.50	-
	x 6*	127.00	\$2,548.00	\$3,293.00	-
18 x 18	x 8*	128.00	\$2,684.50	\$3,402.50	-
	x 10*	129.00	\$2,900.50	\$3,674.75	-
	x 12*	130.00	\$2,958.50	\$3,758.50	-
	x 14*	132.00	\$3,464.50	\$4,308.25	-
	x 4*	188.00	\$4,625.00	\$6,233.75	-
	x 6*	190.00	\$4,380.25	\$6,391.00	-
20 x 20	x 8*	192.00	\$3,420.75	\$4,524.75	-
	x 10*	194.00	\$3,550.00	\$4,572.00	-
	x 12*	196.00	\$3,550.00	\$4,616.50	-
	x 14*	201.00	\$4,107.75	\$5,281.50	-
	x 16*	203.00	\$4,483.25	\$5,662.50	-
	x 6*	240.00	\$5,123.00	\$7,866.75	-
24 x 24	x 8*	242.00	\$4,477.50	\$5,945.00	-
	x 10*	244.00	\$4,538.00	\$6,014.75	-
	x 12*	246.00	\$5,076.75	\$6,482.75	-
	x 14*	248.00	\$5,468.25	\$6,960.75	-
	x 16*	250.00	\$5,866.00	\$7,435.50	-
	x 18*	252.00	\$6,450.50	\$8,155.50	-
28 x 28	x 8*	327.00	\$6,795.00	\$9,846.00	-
	x 10*	330.00	\$7,130.00	\$10,092.00	-
	x 12*	334.00	\$7,330.50	\$10,313.00	-
	x 14*	340.00	\$8,177.25	\$11,210.25	-
	x 16*	342.00	\$8,360.50	\$11,462.25	-
	x 18*	345.00	\$8,515.50	\$11,698.00	-
32 x 32	x 20*	347.00	\$9,244.75	\$13,555.00	-

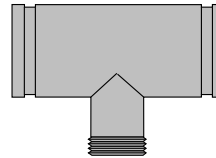
\*Gruklok fittings are full flow fittings made of ductile iron except those marked (\*) which are fabricated steel.

**Reducing Tee with Threaded Branch Fig. 7064**

   
For listing/approval details contact your Gruvlok Representative.



(Cast)



(Fabricated)

NOMINAL PIPE SIZE (INCHES)	BRANCH	APRX. WEIGHT EACH (LBS)	PRICE EACH		BOX QTY.
			PAINTED	GALV.	
2 x 2	x 3/4*	1.60	\$284.50	\$334.00	-
	x 1	2.60	\$258.75	\$304.00	-
	x 1 1/4*	1.70	\$435.50	\$465.75	-
	x 1 1/2	2.70	\$258.75	\$307.50	-
2 1/2 x 2 1/2	x 1*	4.10	\$258.75	\$304.00	-
	x 1 1/4*	3.50	\$565.75	\$582.00	-
	x 1 1/2*	4.30	\$258.75	\$307.50	-
3 x 3	x 2*	4.40	\$258.75	\$310.25	-
	x 3/4*	5.70	\$475.50	\$504.50	-
	x 1	7.00	\$258.75	\$323.75	-
	x 1 1/4*	6.00	\$639.00	\$679.25	-
4 x 4	x 1 1/2*	5.30	\$258.75	\$326.00	-
	x 2*	5.50	\$258.75	\$326.00	-
	x 2 1/2*	5.80	\$624.25	\$675.75	-
	x 3/4*	7.20	\$689.50	\$848.50	-
5 x 5	x 1*	7.00	\$323.75	\$399.00	-
	x 1 1/4*	8.00	\$665.00	\$717.00	-
	x 1 1/2*	9.20	\$323.75	\$405.75	-
	x 2*	10.20	\$323.75	\$405.75	-
	x 2 1/2*	11.20	\$323.75	\$417.25	-
6 x 6	x 3*	11.40	\$323.75	\$419.00	-
	x 2*	14.50	\$692.50	\$755.00	-
	x 2 1/2*	15.00	\$622.75	\$788.75	-
	x 3*	16.10	\$576.25	\$725.50	-
8 x 8	x 4*	17.90	\$622.75	\$848.50	-
	x 2*	26.40	\$808.00	\$1,006.75	-
	x 2 1/2*	26.50	\$808.00	\$1,006.75	-
	x 3*	26.50	\$808.00	\$1,006.75	-
	x 4*	26.50	\$1,021.50	\$1,098.75	-
10 x 10	x 5*	28.00	\$808.00	\$1,006.75	-
	x 2*	37.50	\$989.25	\$1,364.75	-
	x 2 1/2*	37.90	\$980.75	\$1,326.00	-
	x 3*	38.70	\$1,364.75	\$1,769.50	-
	x 4*	50.00	\$1,430.25	\$1,847.75	-
	x 5*	41.00	\$1,430.25	\$1,859.25	-
12 x 12	x 6*	54.00	\$1,581.75	\$2,173.25	-
	x 8*				
	x 10*				

NOMINAL PIPE SIZE (INCHES)	BRANCH	APRX. WEIGHT EACH (LBS)	PRICE EACH		BOX QTY.
			PAINTED	GALV.	
10 x 10	x 2*	61.80	\$1,722.50	\$2,516.00	-
	x 3*	63.00	\$1,722.50	\$2,136.50	-
	x 4*	64.00	\$1,801.00	\$2,301.75	-
	x 5*	65.10	\$1,583.50	\$2,350.25	-
	x 6*	55.00	\$1,840.75	\$2,380.50	-
	x 8*	64.70	\$2,483.00	\$2,775.75	-
12 x 12	x 3*	84.90	\$2,319.50	\$2,994.00	-
	x 4*	85.80	\$2,484.75	\$3,191.25	-
	x 5*	87.00	\$2,627.00	\$3,412.25	-
	x 6*	88.30	\$2,659.00	\$3,444.25	-
	x 8*	91.20	\$2,733.00	\$3,523.75	-
14 x 14	x 10*	94.80	\$2,860.25	\$3,529.00	-
	x 8*	110.00	POA	POA	-
	x 10*	114.00	POA	POA	-
16 x 16	x 12*	117.00	POA	POA	-
	x 8*	135.00	POA	POA	-
	x 10*	139.00	POA	POA	-
18 x 18	x 12*	142.00	POA	POA	-
	x 10*	204.00	POA	POA	-
	x 12*	209.00	POA	POA	-
	x 14*	211.00	POA	POA	-
24 x 24	x 16*	216.00	POA	POA	-
	x 8*	334.00	POA	POA	-
	x 10*	342.00	POA	POA	-
	x 12*	349.00	POA	POA	-

\*Gruvlok fittings are full flow fittings made of ductile iron except those marked (\*) which are fabricated steel.

Grooved-End Couplings

Fittings

Valves and Accessories

Spare Parts

Plain-End

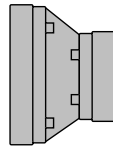
Copper Method

Tools

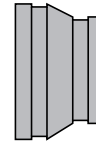
**Concentric Reducer Fig. 7072, Groove by Groove (Gr x Gr)**



For listing/approval details contact your Gruvlok Representative.



(Cast)



(Weld)

NOMINAL PIPE SIZE (INCHES)	APRX. WEIGHT EACH (LBS)	PRICE EACH		BOX QTY.
		PAINTED	GALV.	
1¼ x 1*	0.60	\$353.00	\$388.00	-
1½ x 1*	0.60	\$87.50	\$102.75	-
	x 1¼*	0.60	\$87.50	\$102.75
2 x 1*	0.80	\$87.50	\$102.75	-
	x 1¼	1.30	\$95.25	\$112.50
2 x 1½	1.30	\$87.50	\$102.75	-
	x 1*	1.00	\$118.75	\$137.00
2½ x 1¼*	1.00	\$87.50	\$102.75	-
	x 1½*	1.30	\$87.50	\$102.75
2½ x 2	1.60	\$87.50	\$102.75	-
	x 1*	1.20	\$95.25	\$116.50
3 x 1¼*	1.30	\$153.50	\$176.75	-
	x 1½*	1.30	\$105.50	\$128.25
3 x 2	1.40	\$77.25	\$94.25	-
	x 2½	1.30	\$105.50	\$127.25
3½ x 3*	1.50	\$112.00	\$135.25	-
4 x 1*	2.20	\$116.00	\$142.50	-
	x 1¼*	2.20	\$889.50	\$996.50
4 x 1½*	2.30	\$228.00	\$251.00	-
	x 2	2.40	\$102.75	\$126.25
4 x 2½	2.60	\$127.25	\$154.75	-
	x 3	3.20	\$127.25	\$154.75
4 x 3½*	3.60	\$127.25	\$154.75	-
	x 2*	4.60	\$1,251.25	\$1,381.75
5 x 2½*	4.50	\$296.50	\$342.00	-
	x 3*	4.40	\$147.25	\$182.75
5 x 4	4.50	\$175.75	\$220.00	-
	x 1*	6.80	\$232.75	\$290.25
6 x 1½*	6.90	\$1,387.50	POA	-
	x 2	6.00	\$232.75	\$290.25
6 x 2½*	6.00	\$258.75	\$318.25	-
	x 3	5.40	\$232.75	\$290.25
6 x 4	5.60	\$203.75	\$263.25	-
	x 5	6.00	\$300.00	\$372.75

NOMINAL PIPE SIZE (INCHES)	APRX. WEIGHT EACH (LBS)	PRICE EACH		BOX QTY.	
		PAINTED	GALV.		
8	x 3*	12.00	\$414.50	\$516.25	-
	x 4	9.00	\$414.50	\$519.25	-
	x 5*	11.50	\$414.50	\$522.50	-
	x 6	10.60	\$526.50	\$659.50	-
10	x 4*	20.00	\$981.25	\$1,208.00	-
	x 5*	20.00	\$2,159.50	\$2,463.50	-
	x 6	20.00	\$1,073.00	\$1,337.75	-
10 x 8*	23.90	\$1,073.00	\$1,360.75	-	
	x 6*	29.00	\$1,279.75	\$1,581.75	-
12 x 8*	29.00	\$1,920.25	\$2,267.00	-	
	x 10*	32.40	\$1,920.25	\$2,377.00	-
14	x 6*	54.30	\$5,425.00	\$5,880.25	-
	x 8*	54.50	\$3,075.00	\$3,402.00	-
	x 10*	55.70	\$2,687.50	\$2,998.75	-
	x 12*	57.30	\$2,941.75	\$3,317.00	-
16	x 8*	65.40	\$4,404.50	\$4,802.75	-
	x 10*	66.70	\$4,232.00	\$4,802.75	-
	x 12*	68.10	\$4,289.00	\$4,830.25	-
	x 14*	76.00	\$4,289.00	\$4,889.50	-
18	x 10*	82.30	\$5,873.25	\$7,600.50	-
	x 12*	83.60	\$6,031.00	\$7,872.25	-
	x 14*	86.20	\$4,883.25	\$6,152.25	-
	x 16*	87.20	\$4,883.25	\$6,152.25	-
20	x 10*	123.00	\$8,646.75	POA	-
	x 12*	125.00	\$6,571.25	\$7,964.00	-
	x 14*	129.00	\$6,597.75	\$7,979.25	-
	x 16*	131.00	\$5,310.50	\$6,543.75	-
24	x 18*	133.00	\$5,112.00	\$8,761.00	-
	x 10*	147.00	\$19,267.00	POA	-
	x 12*	149.00	\$18,802.00	POA	-
	x 14*	152.00	\$16,347.25	POA	-
	x 16*	153.00	\$12,611.00	\$18,272.75	-
	x 18*	154.00	\$12,066.50	\$14,565.25	-
x 20*	155.00	\$9,709.50	\$12,221.00	-	

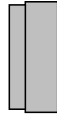
\*Gruvlok fittings are full flow fittings made of ductile iron except those marked (\*) which are fabricated steel.



**Cap Fig. 7074**



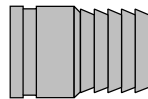
For listing/approval details contact your Gruvlok Representative.



NOMINAL PIPE SIZE (INCHES)	APRX. WEIGHT EACH (LBS)	PRICE EACH		BOX QTY.
		PAINTED	GALV.	
1	0.30	\$63.50	\$76.00	-
1¼	0.40	\$63.50	\$76.00	40
1½	0.50	\$63.50	\$76.00	30
2	0.50	\$63.50	\$76.00	30
2½	0.70	\$63.50	\$76.00	20
3	1.10	\$63.50	\$76.00	15
3½	1.40	\$68.25	\$89.00	-
4	2.80	\$68.25	\$89.00	10
5	4.00	\$159.25	\$213.25	-
6	6.00	\$158.75	\$213.25	-
8	12.50	\$303.50	\$401.75	-
10	21.90	\$638.50	\$831.50	-
12	33.80	\$1,044.00	\$1,329.00	-
14*	40.00	\$1,685.50	\$1,928.75	-
16*	45.00	\$1,907.00	\$2,277.25	-
18*	58.00	\$2,207.25	\$2,608.25	-
20*	79.00	\$2,506.75	\$2,994.00	-
24*	100.00	\$3,413.25	\$3,947.25	-

\*Fabricated Steel

**Hose Nipple Fig. 7086**  
**Groove by Hose (Gr x Hose)**

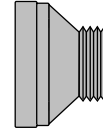


NOMINAL PIPE SIZE (INCHES)	APRX. WEIGHT EACH (LBS)	PRICE EACH		BOX QTY.
		PAINTED	GALV.	
1	0.40	\$148.25	\$194.50	-
1¼	0.70	\$148.25	\$194.50	-
1½	0.80	\$148.25	\$177.25	-
2	1.30	\$148.25	\$177.25	-
2½	2.10	\$148.25	\$177.25	-
3	3.30	\$214.50	\$258.25	-
4	5.50	\$372.25	\$448.00	-
5	8.10	\$562.50	\$701.00	-
6	13.20	\$668.00	\$848.50	-
8	24.00	\$1,387.50	\$1,862.00	-
10	29.00	\$1,415.00	\$1,910.00	-
12	46.00	\$1,609.50	\$2,129.00	-

**Concentric Reducer Fig. 7076**  
**Groove by Thread (Gr x Thd)**



For listing/approval details contact your Gruvlok Representative.

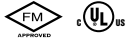


NOMINAL PIPE SIZE (INCHES)	APRX. WEIGHT EACH (LBS)	PRICE EACH		BOX QTY.	
		PAINTED	GALV.		
1½	x 1*	0.60	\$91.50	\$112.00	-
2	x ¾*	1.00	\$91.50	\$112.00	-
	x 1*	0.80	\$91.50	\$112.00	-
	x 1¼*	1.30	\$91.50	\$112.00	-
2½	x 1½*	1.30	\$91.50	\$112.00	-
	x 1*	1.00	\$123.25	\$142.00	-
	x 1¼*	1.00	\$129.00	\$159.25	-
	x 1½*	1.30	\$135.25	\$159.25	-
3	x 2*	1.20	\$91.50	\$112.00	-
	x ¾*	1.20	\$654.75	\$697.00	-
	x 1*	1.20	\$99.25	\$119.25	-
	x 1¼*	1.30	\$110.00	\$118.25	-
	x 1½*	1.30	\$112.00	\$134.00	-
	x 2*	1.30	\$112.00	\$134.00	-
4	x 2½*	1.50	\$135.25	\$159.25	-
	x 1*	2.20	\$127.75	\$154.75	-
	x 1¼*	2.20	\$668.00	\$685.00	-
	x 1½*	2.30	\$299.25	\$391.50	-
	x 2*	2.40	\$136.00	\$163.00	-
	x 2½*	2.30	\$136.50	\$167.75	-
5	x 3*	2.60	\$167.00	\$198.00	-
	x 4*	4.50	\$948.25	\$1,032.00	-
	x 1*	6.00	\$258.75	\$318.25	-
	x 1¼*	6.00	\$241.75	\$330.00	-
	x 1½*	6.10	\$241.75	\$330.00	-
6	x 2*	6.00	\$258.75	\$318.25	-
	x 3*	6.00	\$258.75	\$318.25	-
	x 4*	5.90	\$1,557.25	\$1,725.25	-
	x 5*	5.80	POA	POA	-
	x 3*	9.30	\$439.50	\$583.50	-
8	x 4	10.40	\$439.50	\$583.50	-
	x 5*	11.60	\$439.50	\$590.50	-
	x 6*	11.90	\$559.75	\$746.50	-
10	x 4*	19.70	\$1,044.00	\$1,370.75	-
	x 5*	34.30	\$2,300.75	\$2,796.50	-
	x 6*	20.00	\$1,142.00	\$1,518.00	-
12	x 8*	22.10	\$1,142.00	\$1,543.00	-
	x 4*	44.00	POA	POA	-
	x 6*	24.60	POA	POA	-
	x 8*	52.00	POA	POA	-
12	x 10*	38.00	POA	POA	-

\*Fabricated Steel  
Reducer sizes not shown, will be priced on application.

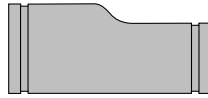
Grooved-End Couplings  
Fittings  
Valves and Accessories  
Spare Parts  
Plain-End  
Copper Method  
Tools

**Eccentric Reducer Fig. 7073 and Figure 7097**



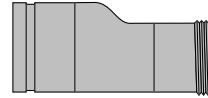
For listing/approval details contact your Gruvlok Representative.

Fig. 7073  
GR x GR



(Fabricated)

Fig. 7097  
GR x THD



(Fabricated)

NOMINAL PIPE SIZE (INCHES)	APRX. WEIGHT EACH (LBS)	PRICE EACH		BOX QTY.	
		PAINTED	GALV.		
1¼	x 1	1.50	\$390.00	\$487.25	-
	x ¾	1.60	\$432.75	\$496.50	-
1½	x 1	1.70	\$372.25	\$435.50	-
	x 1¼	4.50	\$363.75	\$470.00	-
2	x ¾	2.10	\$827.50	\$973.25	-
	x 1	2.20	\$410.50	\$460.75	-
	x 1¼	2.40	\$448.50	\$554.50	-
2½	x 1½	2.50	\$91.50	\$108.00	-
	x 1	3.20	\$967.50	\$1,071.25	-
	x 1¼	3.40	\$447.50	\$511.00	-
3	x 1½	3.60	\$447.50	\$511.25	-
	x 2	4.00	\$182.75	\$248.50	-
	x 1	4.00	\$1,038.25	\$1,142.00	-
3½	x 1¼	4.30	\$940.25	\$1,077.00	-
	x 1½	4.50	\$516.25	\$604.00	-
	x 2	4.80	\$208.25	\$285.00	-
4	x 2½	5.60	\$208.25	\$291.75	-
	x 1	5.90	\$2,101.50	\$2,344.00	-
	x 1½	6.40	\$1,271.25	\$1,372.75	-
5	x 2	6.70	\$254.50	\$355.25	-
	x 2½	7.30	\$254.50	\$355.25	-
	x 3	7.90	\$254.50	\$355.25	-
6	x 2	9.30	\$1,401.75	\$1,703.75	-
	x 2½	9.90	\$1,195.00	\$1,487.75	-
	x 3	10.70	\$1,154.50	\$1,286.75	-
Copper Method	x 4	11.90	\$345.25	\$487.25	-
	x 1	12.00	\$2,177.00	\$2,363.75	-
	x 2	12.20	\$1,985.75	\$2,162.25	-
	x 2½	12.80	\$2,363.75	\$2,573.50	-
	x 3	13.60	\$458.75	\$643.50	-
x 4	14.90	\$402.25	\$591.00	-	
x 5	16.20	\$482.25	\$683.75	-	

NOMINAL PIPE SIZE (INCHES)	APRX. WEIGHT EACH (LBS)	PRICE EACH		BOX QTY.	
		PAINTED	GALV.		
8	x 3	17.90	\$2,306.25	\$2,512.00	-
	x 4	19.70	\$2,016.50	\$2,300.75	-
	x 5	21.40	\$2,016.50	\$2,300.75	-
	x 6	23.20	\$812.00	\$1,105.00	-
10	x 4	29.70	\$3,697.75	\$4,434.25	-
	x 5	31.70	\$3,483.00	\$4,099.25	-
	x 6	34.00	\$2,627.00	\$3,114.25	-
	x 8	34.40	\$2,223.75	\$2,765.50	-
12	x 6	45.20	\$3,509.00	\$4,226.25	-
	x 8	47.70	\$3,419.75	\$4,092.50	-
	x 10	52.00	\$3,062.25	\$3,631.50	-
14	x 6	78.00	\$6,624.75	\$7,884.50	-
	x 8	80.00	\$5,016.50	\$5,724.00	-
	x 10	84.00	\$4,588.50	\$5,018.25	-
16	x 12	88.00	\$4,456.50	\$4,874.50	-
	x 8	91.00	\$7,316.75	\$10,682.00	-
	x 10	96.00	\$6,760.25	\$9,889.25	-
18	x 12	99.00	\$6,649.25	\$7,272.50	-
	x 14	104.00	\$6,508.00	\$7,870.25	-
	x 10	110.00	\$9,195.25	\$13,424.75	-
20	x 12	113.00	\$8,634.50	\$9,929.50	-
	x 14	117.00	\$7,845.00	\$9,488.00	-
	x 16	121.00	\$7,845.00	\$9,900.00	-
24	x 10	145.00	\$15,612.25	\$18,702.25	-
	x 12	149.00	\$8,962.75	\$13,438.50	-
	x 14	152.00	\$9,209.50	\$13,211.00	-
24	x 16	156.00	\$8,893.25	\$10,755.50	-
	x 18	160.00	\$8,893.25	\$11,223.25	-
	x 12	174.00	\$22,367.75	\$27,959.50	-
	x 14	184.00	\$14,947.25	\$18,684.25	-
24	x 16	189.00	\$14,947.25	\$18,684.25	-
	x 18	194.00	\$14,098.50	\$16,622.00	-
x 20	199.00	\$14,266.50	\$17,619.50	-	

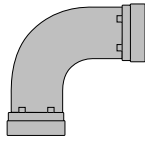
All fabricated steel.  
Reducer sizes not shown will be priced on application.

Grooved-End Couplings  
Fittings  
Valves and Accessories  
Spare Parts  
Plain-End  
Copper Method  
Tools

**90° Long Radius Elbows**  
**Fig. 7050 LR (1½"D)**



For listing/approval details contact your Gruklok Representative.



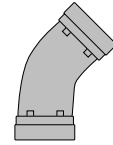
NOMINAL PIPE SIZE (INCHES)	APRX. WEIGHT EACH (LBS)	PRICE EACH		BOX QTY.
		PAINTED	GALV.	
1	0.09	POA	POA	-
1¼	1.30	POA	POA	-
1½	1.70	POA	POA	-
2	2.50	\$170.00	\$222.50	-
2½	4.90	\$212.75	\$244.00	-
3	6.50	\$170.00	\$222.50	-
3½	9.70	POA	POA	-
4	11.50	\$252.50	\$338.00	-
5	20.90	\$1,283.75	\$1,470.50	-
6	29.10	\$734.75	\$964.75	-
8	59.20	\$1,755.50	\$2,244.25	-
10	104.00	\$3,636.25	\$4,382.75	-
12	147.00	\$3,674.25	\$4,875.75	-
14	169.00	\$2,452.25	\$3,181.50	-
16	222.00	\$3,183.75	\$4,118.00	-
18	280.00	\$4,040.50	\$5,036.00	-
20	344.00	\$5,326.25	\$6,608.00	-
24	490.00	\$7,712.25	\$9,600.25	-

All fabricated steel fittings.

**45° Long Radius Elbows**  
**Fig. 7051 LR (1½"D)**



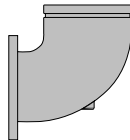
For listing/approval details contact your Gruklok Representative.



NOMINAL PIPE SIZE (INCHES)	APRX. WEIGHT EACH (LBS)	PRICE EACH		BOX QTY.
		PAINTED	GALV.	
1	0.70	POA	POA	-
1¼	1.00	POA	POA	-
1½	1.20	POA	POA	-
2	1.70	\$147.25	\$186.50	-
2½	2.90	\$471.50	\$530.50	-
3	4.30	\$147.25	\$186.50	-
3½	5.00	POA	POA	-
4	7.20	\$179.25	\$238.25	-
5	12.20	\$1,192.00	\$1,308.25	-
6	17.40	\$527.00	\$675.25	-
8	34.00	\$915.75	\$1,190.50	-
10	57.40	\$2,727.25	\$3,110.25	-
12	82.60	\$3,158.00	\$3,877.00	-
14	92.00	\$1,835.75	\$2,374.25	-
16	117.00	\$2,066.50	\$2,565.50	-
18	146.00	\$2,422.25	\$2,969.00	-
20	179.00	\$3,181.50	\$3,910.75	-
24	255.00	\$4,885.25	\$5,953.50	-

All fabricated steel fittings.

**Reducing Base Support Elbows**  
**Fig. 7050RF Grooved x Flanged (G x F)**



NOMINAL PIPE SIZE (INCHES)	APRX. WEIGHT EACH (LBS)	PRICE EACH BLACK	BOX QTY.
6 x 4	38.50	\$1,357.50	-
6 x 5	45.40	\$1,536.75	-
8 x 5	65.50	\$2,178.25	-
8 x 6	73.00	\$2,063.25	-
10 x 6	100.00	\$3,262.50	-
10 x 8	127.00	\$3,089.75	-
12 x 8	155.00	\$5,324.75	-
12 x 10	186.00	\$5,324.75	-

All fabricated steel fittings.

**Female Thread Adapter Fig. 7087**



NOMINAL PIPE SIZE (INCHES)	END TO END LENGTH (INCHES)	APRX. WEIGHT EACH (LBS)	PRICE EACH		BOX QTY.
			PAINTED	GALV.	
1	2½	0.70	\$414.50	\$445.00	-
1¼	2½	1.40	\$219.00	\$245.25	-
1½	2½	1.50	\$284.00	\$302.00	-
2	2½	1.60	\$134.00	\$156.75	-
2½	-	1.60	\$134.00	\$156.75	-
3	2¾	2.50	\$155.25	\$190.00	-
4	3¼	4.50	\$237.75	\$298.25	-

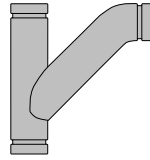
All fabricated steel fittings.

Grooved-End Couplings  
Fittings  
Valves and Accessories  
Spare Parts  
Plain-End  
Copper Method  
Tools

**Tee WYE Fig. 7066**



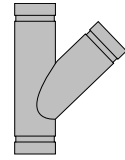
For listing/approval details contact your Gruvlok Representative.



**Lateral Fig. 7069**



For listing/approval details contact your Gruvlok Representative.



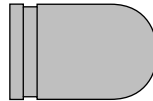
NOMINAL PIPE SIZE (INCHES)	LENGTH (INCHES)	APRX. WEIGHT EACH (LBS)	PRICE EACH		BOX QTY.
			PAINTED	GALV.	
2 x 2	x 2	6.40	\$779.00	\$928.25	-
2½ x 2½	x 2½	11.50	\$779.00	\$928.25	-
3 x 3	x 3	16.50	\$893.00	\$1,078.00	-
3½ x 3½	x 3½	22.00	\$1,216.00	\$1,565.75	-
4 x 4	x 3	23.00	\$1,076.50	\$1,303.00	-
	x 4	26.00	\$1,240.00	\$1,508.25	-
5 x 5	x 3	32.00	\$1,557.75	\$1,826.00	-
	x 4	35.00	\$1,795.50	\$2,005.25	-
	x 5	40.00	\$2,638.50	\$3,223.25	-
6 x 6	x 3	50.00	\$1,276.00	\$1,647.25	-
	x 4	55.00	\$1,555.00	\$1,944.00	-
	x 5	58.00	\$2,242.00	\$2,954.00	-
	x 6	60.50	\$2,365.75	\$2,925.75	-
8 x 8	x 3	100.00	\$1,519.50	\$2,207.25	-
	x 4	110.00	\$1,810.25	\$2,495.00	-
	x 5	111.00	\$2,396.25	\$3,152.50	-
	x 6	112.00	\$2,613.25	\$3,417.75	-
10 x 10	x 8	120.00	\$3,600.75	\$4,565.25	-
	x 3	130.00	\$2,093.25	\$2,902.50	-
	x 4	135.00	\$2,295.50	\$3,152.50	-
	x 5	140.00	\$3,053.25	\$3,845.50	-
	x 6	145.00	\$3,045.50	\$4,040.00	-
12 x 12	x 8	150.00	\$3,950.50	\$5,082.50	-
	x 10	190.00	\$5,159.25	\$6,615.50	-
	x 12	240.00	\$7,114.00	\$9,033.25	-

Gruvlok Tee Wyes and Reducing Tee Wye's are fabricated steel.

NOMINAL PIPE SIZE (INCHES)	APRX. WEIGHT EACH (LBS)	PRICE EACH		BOX QTY.
		PAINTED	GALV.	
1	1.50	\$471.50	\$615.50	-
1¼	2.50	\$448.00	\$615.50	-
1½	3.50	\$471.50	\$615.50	-
2	4.50	\$448.00	\$548.25	-
2½	10.00	\$448.00	\$548.25	-
3	11.00	\$494.00	\$623.75	-
3½	14.00	\$689.50	\$924.25	-
4	18.30	\$761.25	\$948.25	-
5	30.00	\$1,111.75	\$1,396.00	-
6	46.60	\$1,790.25	\$2,150.25	-
8	82.80	\$2,576.50	\$3,122.25	-
10	127.00	\$3,634.75	\$4,216.75	-
12	165.00	\$4,393.75	\$5,568.00	-
14	215.00	\$4,819.25	\$6,183.25	-
16	345.00	\$6,019.75	\$7,731.75	-
18	425.00	\$6,729.00	\$8,746.75	-
20	517.00	\$10,206.00	\$12,932.25	-
24	940.00	\$15,857.75	\$18,478.00	-

Gruvlok Laterals are fabricated steel.

**Bullhead Plug Fig. 7075**



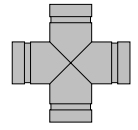
NOMINAL PIPE SIZE (INCHES)	APRX. WEIGHT EACH (LBS)	PRICE EACH BLACK	BOX QTY.
2	2.50	\$228.00	-
2½	3.10	\$228.00	-
3	4.40	\$333.50	-
4	7.40	\$429.25	-
5*	12.50	\$935.00	-
6	18.50	\$1,008.25	-

Galvanized and other sizes priced on application.

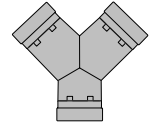
\*Fabricated steel.

**Steel Cross Fig. 7068 & True Y Fig. 7071**

STEEL CROSS					TRUE Y			
NOMINAL PIPE SIZE (INCHES)	APRX. WEIGHT EACH (LBS)	PRICE EACH		BOX QTY.	APRX. WEIGHT EACH (LBS)	PRICE EACH		BOX QTY.
		PAINTED	GALV.			PAINTED	GALV.	
1	1.30	\$280.00	\$323.25	-	1.10	\$429.75	\$572.25	-
1¼	2.10	\$337.00	\$392.75	-	1.50	\$429.75	\$572.25	-
1½	2.50	\$363.00	\$421.25	-	1.80	\$429.75	\$511.25	-
2	2.90	\$207.25	\$247.00	-	2.30	\$429.75	\$511.25	-
2½	5.20	\$207.25	\$247.00	-	5.00	\$429.75	\$511.25	-
3	7.50	\$368.75	\$451.50	-	6.10	\$513.75	\$611.00	-
3½	9.80	\$741.50	\$884.00	-	8.30	\$578.50	\$792.75	-
4	12.20	\$612.00	\$752.75	-	10.50	\$672.50	\$808.75	-
5	17.60	\$1,246.75	\$1,503.25	-	15.00	\$962.50	\$1,156.25	-
6	28.30	\$1,601.00	\$1,943.50	-	21.60	\$1,189.00	\$1,447.75	-
8	48.00	\$2,109.25	\$2,608.75	-	36.00	\$1,712.00	\$2,104.00	-
10	70.00	\$3,593.50	\$4,444.50	-	51.00	\$2,953.00	\$3,617.25	-
12	110.00	\$5,185.25	\$6,460.25	-	160.00	\$3,261.25	\$4,125.50	-
14	140.00	\$4,263.50	\$5,834.00	-	136.00	\$2,946.25	\$3,677.00	-
16	170.00	\$6,146.75	\$7,095.25	-	166.00	\$4,094.50	\$4,889.50	-
18	260.00	\$7,497.50	\$8,664.25	-	234.00	\$4,774.25	\$5,828.75	-
20	320.00	\$8,947.75	\$12,864.50	-	281.00	\$6,388.50	\$7,906.00	-
24	585.00	\$12,999.00	\$18,142.50	-	523.00	\$11,391.50	\$12,004.00	-



**Steel Cross Fig. 7068**  
(Fabricated)



**True Y Fig. 7071**  
(Fabricated)



For listing/approval details contact your Gruvlok Representative.

Grooved-End Couplings

Fittings

Valves and Accessories

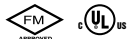
Spare Parts

Plain-End

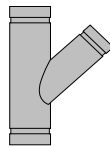
Copper Method

Tools

**Reducing Lateral -- Fig. 7070**



For listing/approval details contact your Gruvlok Representative.



(Fabricated)

NOMINAL PIPE SIZE (INCHES)	LENGTH (INCHES)	APRX. WEIGHT EACH (LBS)	PRICE EACH		BOX QTY.
			PAINTED	GALV.	
3 x 3	x 2	9.80	\$387.50	\$484.25	-
	x 2½	11.50	\$387.50	\$550.50	-
4 x 4	x 2	15.50	\$761.25	\$907.25	-
	x 2½	17.00	\$761.25	\$939.00	-
	x 3	18.50	\$761.25	\$947.00	-
5 x 5	x 2	22.50	\$1,111.75	\$1,529.25	-
	x 3	26.50	\$1,111.75	\$1,379.00	-
	x 4	30.50	\$1,111.75	\$1,400.75	-
	x 5	37.00	\$1,435.50	\$1,795.50	-
6 x 6	x 4	40.00	\$1,435.50	\$1,807.75	-
	x 5	45.00	\$1,435.50	\$1,828.00	-
	x 6	59.60	\$2,071.00	\$2,628.50	-
8 x 8	x 5	68.00	\$2,071.00	\$2,652.25	-
	x 6	75.00	\$2,071.00	\$2,684.50	-
	x 4	83.00	\$2,353.00	\$3,091.50	-
10 x 10	x 5	100.00	\$2,686.50	\$3,298.25	-
	x 6	105.00	\$2,581.00	\$3,298.25	-
	x 8	116.00	\$2,629.50	\$3,509.50	-

NOMINAL PIPE SIZE (INCHES)	LENGTH (INCHES)	APRX. WEIGHT EACH (LBS)	PRICE EACH		BOX QTY.
			PAINTED	GALV.	
12 x 12	x 4	116.00	\$3,176.25	\$4,218.75	-
	x 5	137.00	\$3,051.00	\$4,218.75	-
	x 6	140.00	\$3,051.00	\$4,082.75	-
	x 8	147.00	\$3,090.25	\$4,174.50	-
	x 10	168.00	\$3,131.25	\$4,311.75	-
14 x 14	x 4	173.00	\$2,128.50	\$3,202.50	-
	x 6	185.00	\$2,285.25	\$3,417.25	-
	x 8	195.00	\$2,458.00	\$3,865.75	-
	x 10	223.00	\$3,115.25	\$4,082.25	-
16 x 16	x 12	240.00	\$3,162.00	\$4,531.00	-
	x 6	235.00	\$3,312.50	\$4,713.25	-
	x 8	250.00	\$3,502.75	\$5,637.50	-
18 x 18	x 10	263.00	\$4,087.75	\$5,578.25	-
	x 12	283.00	\$4,260.50	\$5,982.75	-
	x 14	307.00	\$4,260.50	\$5,982.75	-
20 x 20	x 8	275.00	\$4,260.50	\$5,982.75	-
	x 8	306.00	\$4,260.50	\$5,982.75	-
	x 10	321.00	\$6,012.75	\$9,061.75	-
	x 12	333.00	\$4,735.00	\$6,693.50	-
24 x 24	x 14	358.00	\$5,668.00	\$7,371.75	-
	x 16	382.00	\$6,375.75	\$8,235.75	-
	x 12	390.00	\$6,093.25	\$8,701.25	-
24 x 24	x 14	410.00	\$6,281.00	\$8,967.25	-
	x 16	440.00	\$7,409.00	\$10,298.75	-
	x 16	725.00	\$14,063.75	\$18,110.00	-
x 20	785.00	\$15,299.00	\$18,708.75	-	

## Valves for Grooved-End Pipe

### Grooved End Butterfly Valve Series 7700



#### Valve with Nylon Coated Body (Grade "E" or Grade "T" Disc)

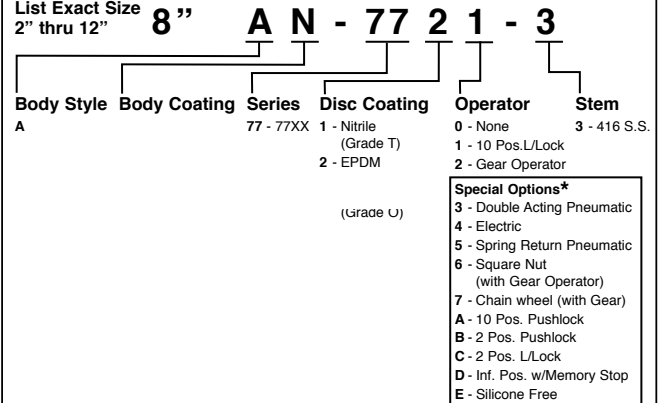
NOMINAL SIZE (INCHES)	(AN7721-3-"E") (AN7711-3-"T") 10 POSITION HANDLE WITH LATCH-LOCK MEMORY STOP	BOX QTY.	(AN7722-3-"E") (AN7712-3-"T") GEAR OPERATOR	BOX QTY.	GEAR OPERATOR WITH CHAINWHEEL
2	\$612.50	98	\$1,119.25	32	+
2½	\$754.50	98	\$1,260.25	32	+
3	\$787.00	98	\$1,293.00	32	+
4	\$940.25	98	\$1,446.75	32	+
5	\$1,675.25	48	\$2,181.50	24	+
6	\$1,769.00	48	\$2,253.75	24	+
8	\$2,300.75	8	\$2,785.50	8	+
10	-	-	\$3,989.75	8	+
12	-	-	\$4,424.00	4	+

+ Priced on Application. Contact your Anvil Representative for Engineering Assistance.

#### SERIES 7700 BUTTERFLY VALVES (Ordering Information)

##### Order by Figure Number

List Exact Size 2" thru 12" **8"**



Note: For operator safety, hand levers on 8" valves are limited to applications with a 25 PSI maximum pressure for liquid media.

**Gruvlok<sup>®</sup> Butterfly Valve Fig. 8000GR**



**SERIES 8000GR BUTTERFLY VALVES (Ordering Information)**

SIZE: 14" - 24"

**18" G C - 8 2 8 2 - 6**

Valve Size	Body Style	Body Material	Series	Seat Material	Disc Material	Operator	Stem
14" - 24"	G - Grooved-End	C - Cast iron	8 - 8000	1 - Nitrile 2 - EPDM	0 - Nickel-Plated ductile iron 7 - 316 S.S. 8 - Bronze (Al-Brz)	0 - None 2 - Gear Operator 3 - Pneumatic 4 - Electric 5 - Spring Return Pneumatic 6 - Square Nut (with Gear Operator) 7 - Chain Wheel (with Gear)	6 - 416 S.S. with RTFE Bearing 7 - 316 S.S. with RTFE Bearing

\*Contact your Anvil Representative for Engineering Assistance

NOMINAL SIZE (INCHES)	APRX. WEIGHT (LBS.)		WITH GEAR OPERATOR	BOX QTY.
	VALVE ONLY	W/ GEAR OPERATOR		
14	354	378	\$5,643.50	-
16	428	452	\$7,720.25	-
18	524	548	\$9,501.75	-
20	704	728	\$12,857.25	-
24	1027	1097	\$16,372.50	-

**Gruvlok<sup>®</sup> Ball Valves Fig. 7500**

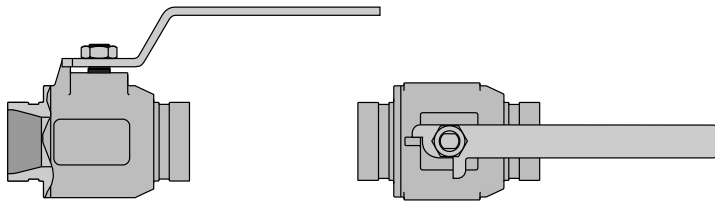


Fig. 7500 Sizes 2" - 4"

**GRUVLOK BALL VALVES SERIES 7500 (Ordering Information)**

SIZE: 2" - 4"

**4" G I - 75 1 2 - 2**

Valve Size	Configuration	Body/End	Series	Ball/Stem	Seat/Seals	Operator
2" - 4"	G - 2 way Grooved End	I - Ductile Iron ASTM A395	75 - 7500	1 - Chrome Plated Carbon Steel 2 - 316 Stainless	2 - RPTFE/Viton	1 - 2 pos. handle 2 - 2 pos. locking handle 3 - Bare Stem

Special Requirements  
X-Write on Order

**DI Body with Carbon Steel Trim**

(Example: GI 7512-2)

NOMINAL SIZE (INCHES)	APRX. WEIGHT EACH (LBS.)	WITH TWO POSITION HANDLE OR WITH TWO POSITION LOCKING HANDLE	BOX QTY.
2	8.00	\$378.50	-
3	18.00	\$1,333.50	-
4	38.00	\$2,062.75	-

**DI Body with Stainless Steel Trim**

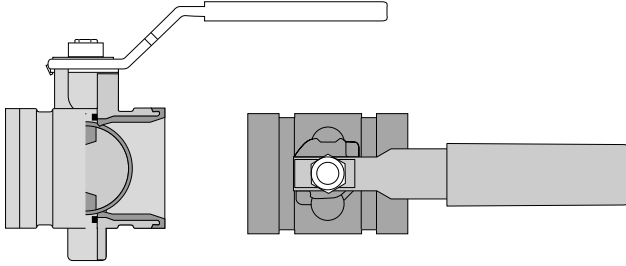
(Example: GI 7522-2)

NOMINAL SIZE (INCHES)	APRX. WEIGHT EACH (LBS.)	WITH TWO POSITION HANDLE OR WITH TWO POSITION LOCKING HANDLE	BOX QTY.
2	7.72	\$583.50	-
3	18.38	\$1,897.25	-
4	33.20	\$2,583.25	-

Note: Stainless Steel available. See Stainless Steel Price Sheet for listing price.

## Valves and Accessories

### Grooved End Butterfly Valve, Series 7600



NOMINAL PIPE SIZE (INCHES)	TWO POSITION DETENT HANDLE APRX. WEIGHT EACH (LBS.)	PRICE EACH	BOX QTY.
2	3.30	\$593.75	-
2½	6.40	\$752.25	-
3	6.80	\$850.75	-
4	7.50	\$936.25	-
5	26.10	\$1,786.25	-
6	17.10	\$1,889.25	-

### Gruvlok<sup>®</sup> Circuit Balancing Valves Sweat Four Turn Fig. GBV-S (CBV-S Low Flow)



NOMINAL SIZE (INCHES)	APRX. WEIGHT EACH (LBS.)	LIST PRICE	CBV-S LOW FLOW LIST PRICE	BOX QTY.
½	2.00	\$83.00	\$83.00	1
¾	2.00	\$88.50	\$88.50	1
1	3.00	\$117.50	-	1
1¼	4.00	\$182.75	-	1
1½	4.50	\$210.50	-	5
2	5.50	\$314.75	-	5

### Gruvlok<sup>®</sup> Circuit Balancing Valves Threaded Four Turn Fig. GBV-T (CBV-T Low Flow)



NOMINAL SIZE (INCHES)	APRX. WEIGHT EACH (LBS.)	LIST PRICE	CBV-T LOW FLOW LIST PRICE	BOX QTY.
½	2.00	\$83.00	\$83.00	1
¾	2.00	\$88.50	\$88.50	1
1	3.00	\$119.75	-	-
1¼	4.00	\$184.25	-	-
1½	4.50	\$213.25	-	-
2	5.50	\$314.75	-	-

Flanged valve prices available through your Anvil Representative.

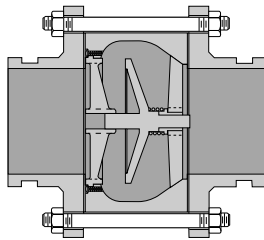


**Gruvlok<sup>®</sup> Circuit Balancing Valves**  
**Grooved End Straight GBV-G,**  
**End Angle Fig. GBV-A, & Flanged Fig. GBV-F**



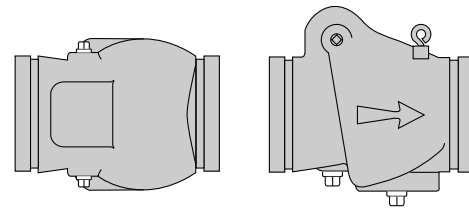
ITEM	APRX. WEIGHT EACH (LBS.)	GBV-G	GBV-A	GBV-F	BOX QTY.
2½	25.00	\$686.75	\$699.75	\$773.00	-
3	28.00	\$1,068.25	\$1,088.25	\$1,114.50	-
4	41.00	\$1,476.75	\$1,504.75	\$1,614.50	-
5	90.00	\$2,672.25	\$2,722.75	\$2,607.25	-
6	130.00	\$3,579.75	\$3,647.50	\$3,441.25	-
8	310.00	\$7,626.75	\$7,772.00	\$7,046.00	-
10	460.00	\$10,007.00	\$10,197.25	-	-
12	870.00	\$21,745.75	\$22,159.75	-	-

**Silent Check Valve, Fig. 400G**



NOMINAL PIPE SIZE (INCHES)	APRX. WEIGHT EACH (LBS.)	LIST PRICE	BOX QTY.
2	12.00	\$1,096.75	-
2½	15.00	\$1,333.50	-
3	20.00	\$1,499.75	-
4	36.00	\$1,985.00	-
5	50.00	\$2,748.50	-
6	68.00	\$3,317.00	-
8	140.00	\$5,662.50	-
10	198.00	\$8,604.00	-


**Gruvlok<sup>®</sup> End Check Valve, Fig. 7800**



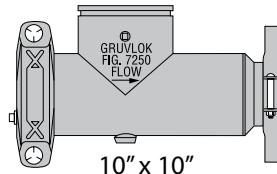
NOMINAL PIPE SIZE (INCHES)	APRX. WEIGHT EACH (LBS.)	LIST PRICE	BOX QTY.
2	7.50	\$547.25	-
2½	10.50	\$570.50	-
3	11.50	\$674.25	-
4	13.50	\$712.25	-
5	19.00	\$1,184.00	-
6	33.50	\$1,403.50	-
8	59.00	\$1,917.75	-
10	130.00	\$5,544.00	-
12	183.00	\$6,569.25	-

The series 7800 Gruvlok Check Valve comes standard with cast ductile iron body, stainless steel seat ring, hinge pin and closure spring. Clapper seat facing of grade "E" EPDM or grade "T" (buna) Elastomer. NPT plugs in the body accommodate valve drain-down.

**Suction Diffuser Fig. 7250**



2 1/2" x 2 1/2"  
thru 10" x 8"



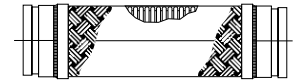
10" x 10"  
thru 16" x 14"

NOMINAL PIPE SIZE (INCHES)	LENGTH (INCHES)	GROOVED END INLET X FLANGE ADAPTER OUT-LET	APRX. WEIGHT EACH (LBS)	PRICE EACH PAINTED	BOX QTY.
2 1/2	x 2 1/2	2 1/2 x 2 1/2	36.00	\$3,318.50	-
	x 2	3 x 2	36.00	\$2,764.50	-
	x 3	3 x 2 1/2	36.00	\$1,987.50	-
3	x 3	3 x 3	37.00	\$2,014.75	-
	x 2	4 x 2	38.00	\$2,526.25	-
	x 2 1/2	4 x 2 1/2	38.00	\$2,184.00	-
4	x 3	4 x 3	38.00	\$2,355.50	-
	x 4	4 x 4	72.00	\$2,728.50	-
	x 4	5 x 4	74.00	\$3,041.50	-
5	x 5	5 x 5	75.00	\$3,194.75	-
	x 3	6 x 3	72.00	\$3,921.00	-
	x 4	6 x 4	72.00	\$3,242.50	-
6	x 5	6 x 5	74.00	\$3,877.50	-
	x 6	6 x 6	133.00	\$4,026.75	-
	x 5*	8 x 5	118.00	\$4,130.50	-
8	x 6	8 x 6	118.00	\$4,354.25	-
	x 8	8 x 8	190.00	\$7,493.50	-
	x 6	10 x 6	100.00	\$7,779.50	-
10	x 8	10 x 8	203.00	\$8,454.75	-
	x 10*	10 x 10	192.00	\$10,187.00	-
	x 8	12 x 8	196.00	\$10,666.75	-
12	x 10*	12 x 10	196.00	\$12,058.50	-
	x 12*	12 x 12	382.00	\$16,771.25	-
	x 10*	14 x 10	382.00	\$13,972.00	-
14	x 12*	14 x 12	382.00	\$15,607.75	-
	x 14*	14 x 14	467.00	\$15,607.75	-
	x 14*	16 x 14	467.00	\$19,506.75	-

\*Fabricated

The Fig. 7250 Gruvlok Suction Diffuser comes standard with type 304 stainless steel diffuser and pre-filter screen, ductile or malleable iron access cap and coupling with Grade "E" EPDM gasket, and plated bolts and nuts. NPT taps and plugs are provided in the body to accommodate drain and gauges.

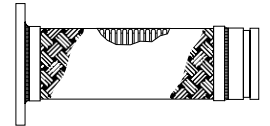
**Groove x Groove Connectors • Class 150 (AF-21-GG)**



PIPE SIZE (INCHES)	ANVILFLEX AF-21-GG	ANVIL SF-21-GG	PRICE EACH	BOX QTY.
	END TO END (INCHES)	END TO END (INCHES)		
2	12	12	\$350.00	-
2 1/2	12	14	\$423.50	-
3	12	14	\$483.75	-
4	14	16	\$622.25	-
5	16	17	\$973.25	-
6	16	18	\$1,074.75	-
8	16	20	\$2,054.00	-
10	20	24	\$3,550.75	-
12	20	25	\$5,012.50	-

2 1/2 - 12" have different end to end dimensions.

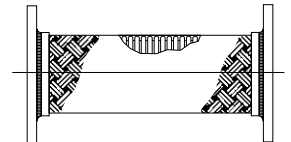
**Groove x Flange Connectors • Class 150 (AF-21-GF)**



PIPE SIZE (INCHES)	ANVILFLEX AF-21-GF	ANVIL SF-21-GF	PRICE EACH	BOX QTY.
	END TO END (INCHES)	END TO END (INCHES)		
2	12	12	\$372.75	-
2 1/2	12	12	\$464.00	-
3	12	13	\$553.50	-
4	12	13	\$646.75	-
5	14	14	\$1,027.50	-
6	14	14	\$1,107.75	-
8	15	15	\$2,023.25	-
10	16	16	\$3,582.75	-
12	17	17	\$5,035.25	-

3" & 4" have different end to end dimensions.

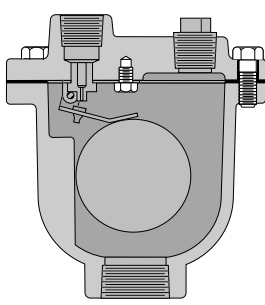
**Flange x Flange Connectors • Class 150 (AF-21-FF)**



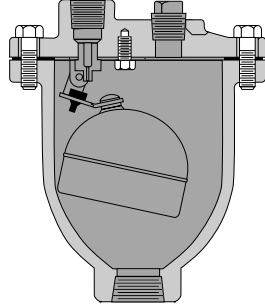
PIPE SIZE (INCHES)	ANVILFLEX AF-21-FF	ANVIL SF-21-FF	PRICE EACH	BOX QTY.
	END TO END (INCHES)	END TO END (INCHES)		
2	9	9	\$386.00	-
2 1/2	9	9	\$473.00	-
3	9	9	\$546.00	-
4	9	9	\$663.50	-
5	11	11	\$1,017.75	-
6	11	11	\$1,160.00	-
8	12	12	\$2,430.50	-
10	13	13	\$3,569.00	-
12	14	14	\$5,123.00	-

Reducing and combination flex connectors available. Contact your Anvil Representative.

Grooved-End Couplings  
Fittings  
Valves and Accessories  
Spare Parts  
Plain-End  
Copper Method  
Tools

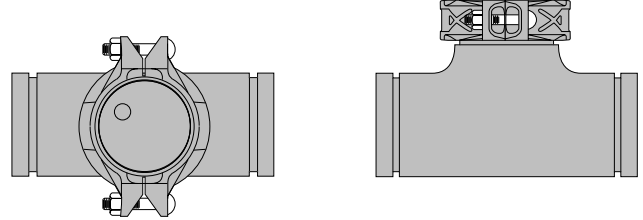
**Gruvlok Air Vent GAV-15 & GAV-30**


GAV-15



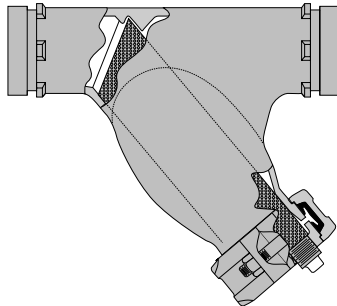
GAV-30

SIZE (INCHES)	PART NUMBER	APRX. WEIGHT EACH (LBS.)	INLET SIZE (INCHES)	PRICE EACH PAINTED	BOX QTY.
1/2	GAV-15	5.50	1/2	\$457.75	-
3/4	GAV-15	5.50	3/4	\$457.75	-
1	GAV-15	5.50	1	\$457.75	-
1/2	GAV-30	8.00	1/2	\$693.50	-
3/4	GAV-30	8.00	3/4	\$693.50	-

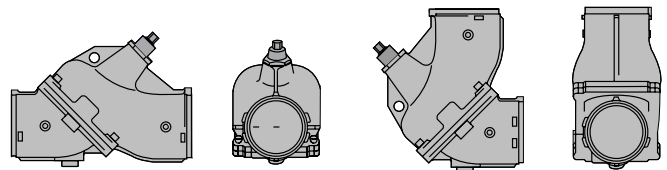
**Grooved-End Strainer Fig. 7260**


NOMINAL PIPE SIZE (INCHES)	APRX. WEIGHT EACH (LBS.)	PRICE EACH		BOX QTY.
		PAINTED	GALV.	
2	6.00	\$1,343.75	\$1,575.50	-
2 1/2	8.00	\$1,412.00	\$1,664.50	-
3	13.00	\$1,584.50	\$1,897.25	-
4	19.00	\$1,793.50	\$2,198.25	-
5	30.00	\$2,598.00	\$3,110.75	-
6	45.00	\$2,819.00	\$3,437.25	-
8	79.00	\$4,320.75	\$5,305.25	-
10	133.00	\$6,343.75	\$7,831.50	-
12	187.00	\$8,167.00	\$10,056.00	-
14	272.00	\$25,575.25	POA	-
16	350.00	\$31,786.75	POA	-
18	400.00	\$41,807.25	POA	-

The Fig. 7260 Gruvlok Strainer comes standard with type 304 stainless steel strainer screen, ductile iron access cap and coupling with Grade "E" EPDM gasket, and plated bolts and nuts. An NPT tap and plugs are provided in the access cap to accommodate a drain or blow-down valve. Additional sizes available, contact your Anvil Representative for engineering assistance.

**Grooved-End "WYE" Strainer Fig. 768G**


NOMINAL PIPE SIZE (INCHES)	APRX. WEIGHT EACH (LBS.)	PRICE EACH PAINTED	BOX QTY.
2	10.00	\$1,360.75	-
2 1/2	14.00	\$1,429.75	-
3	20.00	\$1,605.50	-
4	32.00	\$1,816.50	-
6	72.00	\$2,854.50	-
8	125.00	\$4,375.00	-
10	205.00	\$7,031.50	-
12	280.00	\$12,280.50	-

**Gruvlok Tri-Service Valve Fig. FTV-S (Straight) or Fig. FTV-A (Angle Body)**


FTV-S (Straight)

FTV-A (Angle)

NOMINAL PIPE SIZE (INCHES)	APRX. WEIGHT EACH (LBS.)	PRICE EACH	BOX QTY.
2	23.50	\$3,227.00	-
2 1/2	24.00	\$3,270.25	-
3	28.00	\$3,557.50	-
4	41.00	\$4,876.25	-
5	81.00	\$5,336.50	-
6	156.00	\$7,988.50	-
8	300.00	\$11,859.75	-
10	392.00	\$19,588.75	-
12	496.00	\$27,490.00	-

# Clamp-T<sup>®</sup> Outlets

## Mechanical Tee Product Fig. 7045 Clamp-T<sup>®</sup> Female Threaded Outlet

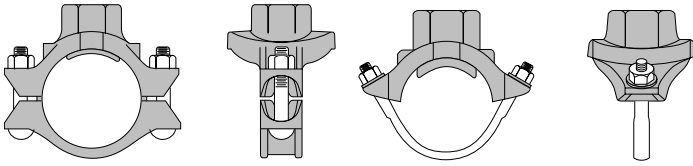
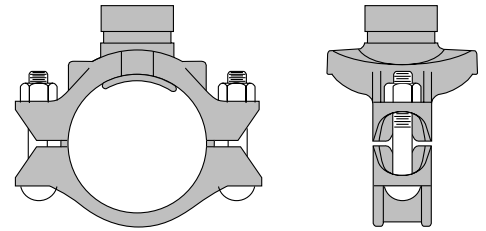


Fig. 7045 (U-Bolt)



NOMINAL PIPE SIZE RUN (INCHES)	OUTLET (INCHES)	APRX. WEIGHT EACH (LBS.)	COMPLETE CLAMP-T FEMALE THREADED OUTLET E OR T GASKET PRICE EACH			*BOLT AND NUT SIZE (INCHES)	
			PAINTED	QTY	GALV.		
8	x 2***	10.90	\$272.00	-	\$343.75	-	3/4 x 4 1/4
	x 2 1/2	11.10	\$272.00	-	\$343.75	-	3/4 x 4 1/4
	x 3	13.00	\$287.25	-	\$364.25	-	3/4 x 4 1/4
	x 4	16.20	\$296.00	-	\$382.50	-	3/4 x 4 1/4

## Mechanical Tee Product Fig. 7046 Clamp-T<sup>®</sup> Grooved Outlet



NOMINAL PIPE SIZE RUN (INCHES)	OUTLET (INCHES)	APRX. WEIGHT EACH (LBS.)	COMPLETE CLAMP-T GROOVED BRANCH* E OR T GASKET PRICE EACH			*BOLT AND NUT SIZE (INCHES)	
			PAINTED	QTY	GALV.		
2 1/2**	x 1 1/4	3.40	\$98.75	-	\$120.50	-	1/2 U-Bolt
	x 1 1/2	3.40	\$98.75	-	\$120.50	-	1/2 U-Bolt
3	x 1 1/4	3.40	\$102.25	-	\$128.25	-	1/2 x 2 3/4
	x 1 1/2	4.40	\$102.25	-	\$128.25	-	1/2 x 2 3/4
	x 2	4.60	\$117.50	-	\$146.75	-	1/2 x 2 3/4
4	x 1 1/4	4.20	\$119.25	-	\$141.00	-	1/2 x 2 3/4
	x 1 1/2	4.30	\$124.25	-	\$156.25	-	1/2 x 2 3/4
	x 2	4.60	\$124.25	-	\$157.50	-	1/2 x 2 3/4
	x 2 1/2	5.00	\$129.50	-	\$168.50	-	1/2 x 2 3/4
5	x 3	5.60	\$138.00	-	\$177.25	-	1/2 x 3 1/2
	x 1 1/4	5.00	\$149.00	-	\$207.75	-	1/2 x 2 3/4
	x 1 1/2	5.60	\$151.75	-	\$199.50	-	5/8 x 3 1/4
6	x 2	5.50	\$151.75	-	\$192.25	-	5/8 x 3 1/4
	x 2 1/2	5.80	\$160.25	-	\$211.75	-	5/8 x 3 1/4
	x 3	7.10	\$170.50	-	\$219.50	-	5/8 x 3 1/4
8	x 1 1/4	7.20	\$155.75	-	\$199.50	-	5/8 x 4 1/4
	x 1 1/2	7.20	\$155.75	-	\$199.50	-	5/8 x 4 1/4
	x 2	7.80	\$155.75	-	\$199.50	-	5/8 x 4 1/4
	x 2 1/2	7.60	\$170.50	-	\$216.75	-	5/8 x 4 1/4
8	x 3	8.00	\$178.00	-	\$229.25	-	5/8 x 4 1/4
	x 4	10.40	\$197.50	-	\$257.25	-	5/8 x 4 1/4
	x 2	10.40	\$272.00	-	\$357.50	-	3/4 x 4 1/4
	x 2 1/2	10.60	\$272.00	-	\$343.75	-	3/4 x 4 1/2
8	x 3	11.50	\$287.25	-	\$364.25	-	3/4 x 4 1/2
	x 4	16.20	\$296.00	-	\$382.50	-	3/4 x 4 1/2

Clamp T's are available with grooved or female threaded outlet with Grade E or Grade T gasket. Weights are approximate and subject to change.

\*All bolts and nuts are of track head design and are zinc plated conforming to physical properties of ASTM B-633.

\*\* Clamp-T supplied with U-Bolt lower housing.

Clamp T's are available with grooved or female threaded outlet with Grade E or Grade T gasket. Weights are approximate and subject to change.

\*All bolts and nuts are of track head design and are zinc plated conforming to physical properties of ASTM B-633.

\*\* Clamp-T supplied with U-Bolt lower housing.

\*\*\* Note: 8 x 2 is actually 8 x 2 1/2 bushed down.

Grooved-End Couplings

Fittings

Valves and Accessories

Spare Parts

Plain-End

Copper Method

Tools

**Mechanical Tee Product**

**Clamp-T<sup>®</sup> Cross Fig. 7047, Fig. 7048 and Fig. 7049**



For listing/approval details contact your Gruvlok Representative.

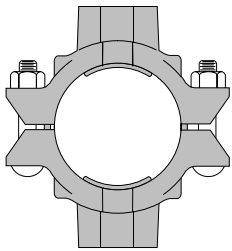


Fig. 7047 – Thread x Thread

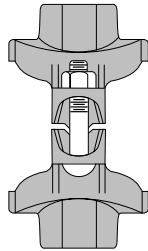


Fig. 7048 – Groove x Groove

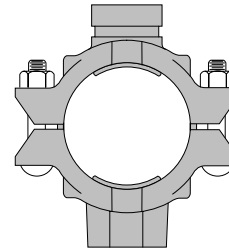
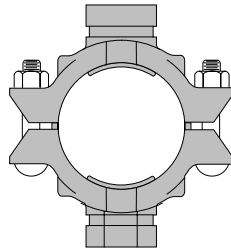


Fig. 7049 – Groove x Thread

NOMINAL PIPE SIZE RUN (INCHES) A	OUTLET (INCHES) B	COMPLETE CLAMP-T CROSS WITH "E" OR "T" GASKET PRICE EACH		BOX QTY.
		PAINTED	GALV.	
2½	1 x 1*	\$111.00	\$142.00	-
	1 x 1¼*	\$152.25	\$197.00	-
	1 x 1½*	\$152.25	\$197.00	-
	1¼ x 1¼*	\$152.25	\$197.00	-
	1½ x 1¼*	\$152.25	\$197.00	-
	1½ x 1½*	\$152.25	\$163.00	-
3	1 x 1*	\$124.25	\$160.25	-
	1 x 1¼	\$152.25	\$152.25	-
	1 x 1½	\$152.25	\$190.50	-
	1 x 2	\$176.25	\$233.75	-
	1¼ x 1¼	\$152.25	\$190.50	-
	1½ x 1¼	\$152.25	\$190.50	-
	1½ x 1½	\$152.25	\$190.50	-
	2 x 1¼	\$176.25	\$233.75	-
4	1 x 1	\$152.25	\$198.00	-
	1 x 1¼	\$169.50	\$233.75	-
	1 x 1½	\$198.00	\$254.50	-
	1 x 2	\$198.00	\$233.75	-
	1¼ x 1¼	\$184.75	\$232.25	-
	1½ x 1¼	\$184.75	\$232.25	-
	1½ x 1½	\$184.75	\$232.25	-
	2 x 1¼	\$198.00	\$233.75	-
	2 x 1½	\$198.00	\$233.75	-
	2 x 2	\$198.00	\$233.75	-
2½ x 2½	2½ x 2½	\$198.00	\$251.50	-
	3 x 3	\$206.25	\$266.75	-

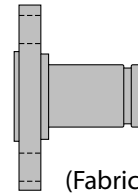
NOMINAL PIPE SIZE RUN (INCHES) A	OUTLET (INCHES) B	COMPLETE CLAMP-T CROSS WITH "E" OR "T" GASKET PRICE EACH		BOX QTY.
		PAINTED	GALV.	
5	1½ x 1½	\$226.50	\$287.25	-
	2 x 1½	\$238.25	\$287.25	-
	2 x 2	\$226.50	\$287.25	-
	2½ x 1½	\$239.00	\$326.00	-
	2½ x 2	\$256.00	\$349.50	-
	2½ x 2½	\$238.25	\$304.50	-
	3 x 1½	\$255.50	\$351.25	-
	3 x 2	\$255.50	\$351.25	-
6	3 x 2½	\$255.50	\$351.25	-
	3 x 3	\$255.50	\$327.75	-
	1½ x 1½	\$231.50	\$318.75	-
	2 x 1½	\$231.50	\$298.25	-
	2 x 2	\$241.75	\$322.25	-
	2½ x 2½	\$249.00	\$322.25	-
	3 x 2½	\$265.75	\$341.50	-
8	3 x 3	\$265.75	\$341.50	-
	4 x 2½	\$294.75	\$410.50	-
	4 x 3	\$294.75	\$410.50	-
	4 x 4	\$294.25	\$382.50	-
	2½ x 2½	\$407.00	\$514.25	-
	3 x 2½	\$431.50	\$585.50	-
	3 x 3	\$428.75	\$545.50	-
	4 x 2½	\$444.50	\$615.00	-
4 x 3	4 x 3	\$444.50	\$615.00	-
	4 x 4	\$443.00	\$572.75	-

\*Available with Female Threaded outlet only.  
Always specify gasket grade when ordering.

Grooved-End Couplings  
Fittings  
Valves and Accessories  
Spare Parts  
Plain-End  
Copper Method  
Tools

# Adapter Flanges

## Flange Nipples, Fig. 7084 (150 lb) & Fig. 7085 (300 lb)



(Fabricated)

SIZE (INCHES)	END TO END (INCHES)	FIG. 7084 (150 LB) PRICE EACH		FIG. 7085 (300 LB) PRICE EACH		BOX QTY.
		PAINTED	GALV.	PAINTED	GALV.	
1	x 3	\$328.50	\$518.25	POA	POA	-
1¼	x 4	\$328.50	\$518.25	POA	POA	-
1½	x 4	\$316.25	\$498.50	\$363.75	POA	-
2	x 4	\$316.25	\$498.50	\$388.00	\$456.75	-
2½	x 4	\$632.00	\$744.25	\$388.00	\$456.75	-
3	x 4	\$646.75	\$768.75	\$538.75	\$681.75	-
3½	x 4	\$767.75	\$1,118.00	POA	POA	-
4	x 6	\$737.50	\$1,074.75	\$1,014.75	\$1,160.50	-
5	x 6	\$1,020.50	\$1,413.50	\$1,038.75	POA	-
6	x 6	\$1,038.75	\$1,433.00	\$1,038.75	\$1,568.75	-
8	x 6	\$1,285.25	\$1,914.50	\$2,124.75	\$2,526.75	-
10	x 8	\$2,017.00	\$3,023.75	\$2,734.25	\$3,352.50	-
12	x 8	\$2,761.50	\$3,987.00	\$4,103.75	\$7,226.75	-
14	x 8	\$4,551.25	\$5,062.00	POA	POA	-
16	x 8	\$5,423.25	\$6,296.00	POA	POA	-
18	x 8	\$6,003.75	\$6,535.75	POA	POA	-
20	x 8	\$6,297.75	\$6,814.25	POA	POA	-
24	x 8	\$6,593.75	\$7,094.25	POA	POA	-

Flange by concentric reducer configurations also available.  
 Contact your Anvil Representative for more dimensions and weights or additional details.

## Spare Parts

### Flange Parts for Gruvlok Flange Fig. 7012

FLANGE SIZE (INCHES)	QTY. PER SET	MATING FLANGE BOLT AND NUT SIZE (INCHES)	PRICE PER SET PLATED	SEAL RING FIG. 7012	BOX QTY.
2	4	5/8 x 2¾	\$62.25	\$88.00	4
2½	4	5/8 x 2¾	\$62.25	\$92.50	4
3	4	5/8 x 2¾	\$62.25	\$108.00	4
4	8	5/8 x 2¾	\$123.25	\$125.25	8
5	8	¾ x 2⅞	\$133.00	\$152.25	8
6	8	¾ x 3⅛	\$133.00	\$173.50	8
8	8	¾ x 3¼	\$133.00	\$219.50	8
10	12	7/8 x 3½	\$299.25	\$304.00	12
12	12	7/8 x 3¾	\$299.25	\$444.00	12
14	12	1 x 4¼	\$498.00	\$484.25	12
16	16	1 x 4¼	\$664.50	\$860.50	16
18	16	1⅛ x 4¾	\$998.00	\$917.00	16
20	20	1⅛ x 4¾	\$1,277.00	\$906.75	20
24	20	1¼ x 5½	\$1,590.25	\$1,521.00	20

### Flange Parts for Gruvlok Flange Fig. 7013

FLANGE SIZE (INCHES)	QTY. PER SET	MATING FLANGE BOLT AND NUT SIZE (INCHES)	PRICE PER SET PLATED	SEAL RING FIG. 7013	BOX QTY.
2	8	5/8 x 3	\$62.25	\$88.00	8
2½	8	¾ x 3¼	\$62.25	\$92.50	8
3	8	¾ x 3½	\$62.25	\$108.00	8
4	8	¾ x 3¾	\$123.25	\$125.25	8
5	8	¾ x 4½	\$133.00	\$152.25	8
6	12	¾ x 4½	\$133.00	\$173.50	12
8	12	7/8 x 4¾	\$133.00	\$219.50	12
10	16	1 x 5	\$299.25	\$304.00	16
12	16	1⅛ x 5¾	\$299.25	\$444.00	16

**Flange Gaskets for Fig. 7012 & 7013 Gruzlok Flanges**

FLANGE SIZE (INCHES)	STANDARD GASKETS GRADE "E" OR "T" GASKET ONLY	BOX QTY.
2	\$27.50	-
2½	\$32.00	-
3	\$35.00	-
4	\$45.25	-
5	\$54.50	-
6	\$61.25	-
8	\$82.50	-
10	\$104.50	-
12	\$121.75	-
14	\$150.25	-
16	\$166.50	-
18	\$243.00	-
20	\$262.75	-
24	\$291.75	-

Note: items listed are non-cancellable and non-returnable.

**Standard Gaskets for Fig. 7005 & 7305 Couplings**

NOMINAL SIZE (INCHES)	STANDARD GASKETS GRADE "E" OR "T" GASKET ONLY	BOX QTY.
2	\$42.25	-
2½	\$45.25	-
3	\$49.25	-
4	\$71.25	-
5	\$84.50	-
6	\$102.75	-
8	\$134.00	-
10	\$171.75	-
12	\$208.75	-

**Fig. 7004EG Gasket (Use with 7004EG Housing)**

NOMINAL SIZE (INCHES)	EG GASKET GASKET ONLY	BOX QTY.
2	\$58.50	-
2½	\$73.25	-
3	\$79.50	-
4	\$102.25	-
6	\$145.50	-
8	\$196.25	-
10	\$318.75	-
12	\$363.75	-

Note: items listed are non-cancellable and non-returnable.

**Reducing Coupling Fig. 7010 Loose Gasket**

NOMINAL PIPE SIZE (INCHES)	SPARE PARTS "E" OR "T" GASKET ONLY	BOX QTY.
2 x 1½	\$31.50	-
2½ x 2	\$41.25	-
3 x 2	\$47.00	-
3 x 2½	\$47.00	-
4 x 2	\$54.50	-
4 x 2½	\$55.00	-
4 x 3	\$57.00	-
5 x 4	\$66.25	-
6 x 4	\$75.50	-
6 x 5	\$82.50	-
8 x 6	\$91.50	-

**Plated Trackhead Bolts and Nuts for Couplings**

BOLT AND NUT		
SIZE (INCHES)	PRICE EACH	BOX QTY.
¾ x 2¼	\$18.50	-
¾ x 2½	\$18.50	-
½ x 2¾	\$15.75	-
½ x 3	\$15.75	-
½ x 3½	\$19.75	-
⅝ x 2¾	\$19.00	-
⅝ x 3¼	\$19.00	-
⅝ x 3½	\$20.25	-
⅝ x 4¼	\$23.00	-
¾ x 4½	\$19.00	-
⅞ x 5	\$39.00	-
⅞ x 5½	\$45.25	-
⅞ x 6	\$45.25	-
1 x 5½	\$49.25	-
1 x 6	\$49.25	-
1 x 6½	\$52.00	-
1½ x 5½	\$66.75	-

Note: items listed are non-cancellable and non-returnable.

**Standard Gaskets**

NOMINAL SIZE (INCHES)	GRADE "E" EPDM OR GRADE "T" NITRILE	FLUSH GAP GRADE "E"	GRADE "L" SILICONE	GRADE "O" FLUOROELASTOMER
1	\$30.00	\$57.00	\$106.75	\$356.25
1¼	\$31.50	\$60.00	\$153.50	\$341.50
1½	\$34.00	\$61.25	\$160.25	\$360.50
2	\$34.00	\$62.25	\$98.75	\$294.75
2½	\$39.75	\$76.50	\$114.75	\$333.50
3	\$42.75	\$76.50	\$123.75	\$368.25
4	\$54.00	\$102.25	\$179.75	\$603.50
5	\$69.25	\$180.25	\$353.50	\$646.75
6	\$74.75	\$184.75	\$387.00	\$792.25
8	\$102.25	\$191.50	\$432.25	\$907.25
10	\$128.25	\$246.50	\$562.00	\$1,181.25
12	\$149.50	\$293.25	\$663.50	\$1,749.25
14	\$222.50	\$330.50	-	-
16	\$306.75	-	-	-
18	\$368.75	-	-	-
20	\$567.25	-	-	-
22	POA	-	-	-
24	\$784.75	-	-	-

Note: items listed are non-cancellable and non-returnable.

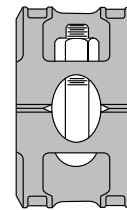
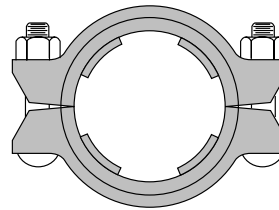
**Fig. 7045 Clamp-T<sup>®</sup> Female Threaded Outlets (Gasket Only)**
**Fig. 7046 Clamp-T<sup>®</sup> Grooved Outlets (Gasket Only)**
**Gaskets Only**

NOMINAL PIPE SIZE RUN (INCHES)	OUTLET (INCHES)	"E" OR "T" GASKET (GASKET ONLY) PRICE EACH	BOX QTY.
2 - 2½	x ½ - 1	\$16.25	
2 - 2½	x 1¼ - 1½	\$16.25	
3 - 4	x ½ - 1½	\$16.25	
3 - 8	x 2	\$16.25	
4 - 5	x 2½	\$19.00	
4 - 8	x 3	\$20.75	
5 - 6	x 1¼ - 1½	\$16.25	
6 - 8	x 2½	\$19.75	
6 - 8	x 4	\$28.00	

## Roughneck™ Plain-End Products

**Plain-End Coupling Roughneck™ Coupling Fig. 7005**

NOMINAL PIPE SIZE (INCHES)	PIPE OUTSIDE DIAMETER (INCHES)	APRX. WEIGHT EACH (LBS.)	COUPLING COMPLETE W/"E" OR "T" GASKET PRICE EACH		BOX QTY.	PLATED BOLT AND NUT SIZE (INCHES)
			PAINTED	GALV.		
2	2.375	5.30	\$147.75	\$191.50	-	5/8 x 3¼
2½	2.875	5.70	\$147.75	\$191.50	-	5/8 x 3¼
3	3.500	8.70	\$216.75	\$284.00	-	¾ x 4½
4	4.500	12.80	\$251.00	\$333.00	-	¾ x 4½
5	5.563	17.30	\$357.50	\$474.25	-	7/8 x 5
6	6.625	23.20	\$435.50	\$591.75	-	1 x 6
8	8.625	37.20	\$768.75	\$1,028.50	-	7/8 x 5
10	10.750	48.20	\$998.50	\$1,340.25	-	1 x 6½
12	12.750	60.00	\$1,253.00	\$1,728.25	-	1 x 6½
14	14.000	88.00	\$1,720.25	\$2,233.00	-	1 x 6½
16	16.000	95.00	\$2,353.50	\$3,004.25	-	1 x 6½



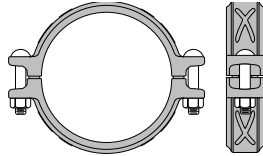
For listing/approval details contact your Gruvlok Representative.

All bolts are oval-neck track head design to ASTM A-183, with heavy hex nuts to ASTM A-563, and are zinc plated to ASTM B-633. Weights are approximate and subject to change. Plain End Fittings are manufactured from fabricated steel. Other sizes available. Priced on application.



## Advanced Copper System

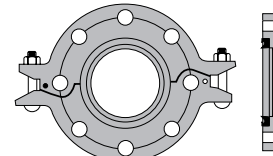
### Rigidlite<sup>®</sup> 300 PSI Coupling Fig. 7400



NOMINAL PIPE SIZE (INCHES)	PIPE OUTSIDE DIAMETER (INCHES)	APRX. WEIGHT EACH (LBS.)	COUPLING COMPLETE WITH "E" GASKET (PRICE EACH) PAINTED	BOX QTY.	PLATED BOLT AND NUT SIZE (INCHES)
2	2.375	1.60	\$53.25	20	3/8 x 2 1/4
2 1/2	2.875	1.90	\$61.25	20	3/8 x 2 1/4
3	3.500	2.10	\$69.75	15	3/8 x 2 3/4
4	4.500	3.10	\$98.75	10	3/8 x 2 3/4
5	5.563	4.60	\$130.25	-	1/2 x 3
6	6.625	5.50	\$155.25	-	1/2 x 3
8	8.625	8.40	\$247.00	-	1/2 x 3

All bolts are oval-neck track head design to ASTM A-183, with heavy hex nuts to ASTM A-563, and are zinc plated to ASTM B-633. Weights are approximate and subject to change. Two bolts per coupling.

### Gruzlok Flange Fig. 7012



NOMINAL PIPE SIZE HINGED (INCHES)	PIPE OUTSIDE DIAMETER (INCHES)	APRX. WEIGHT EACH (LBS.)	COUPLING COMPLETE WITH "E" GASKET (PRICE EACH) PAINTED	BOX QTY.
2*	2.375	4.60	\$248.50	-
2 1/2*	2.875	6.20	\$308.00	-
3*	3.500	6.60	\$333.00	-
4*	4.500	6.50	\$444.00	-
5*	5.563	10.20	\$515.75	-
6*	6.625	9.25	\$562.50	-
8*	8.625	15.60	\$635.00	-

The Gruzlok Flange bolt hole pattern conforms to Class 150 steel and Class 125 cast iron flanges utilizing standard flange bolts.

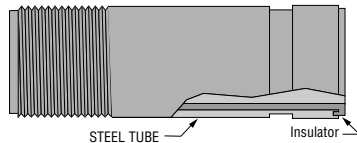
Grade "E" Gasket recommended with copper piping.

\*Available with pn 10/16 bolt hole patterns.

Flange Sealing Rings are recommended for use between wafer/lug type valves and Gruzlok Flanges.

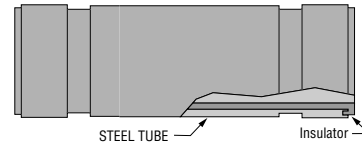
For applications with wafer valves a latch bolt is recommended on both sides of the flange. (request extra latch bolt) Use: 3/8 x 2 1/2 for 2"-6", 1/2 x 3 1/2 for 8"-12" sizes.

### DI-LOK<sup>®</sup> DI-Electric Nipple Fig. 7088 (Gr. x Th.)



PIPE SIZE (INCHES)	NOMINAL LENGTH (INCHES)	APRX. WEIGHT EACH (LBS..)	PRICE EACH	BOX QTY.
1 1/4	4	0.6	\$74.75	10
1 1/2	4	0.8	\$87.50	10
2	4	1.0	\$89.00	10
2 1/2	6	1.6	\$121.00	6
3	6	2.0	\$218.00	6
4	6	4.5	\$291.75	6

### DI-LOK<sup>®</sup> DI-Electric Nipple Fig. 7089 (Gr. x Gr.)



PIPE SIZE (INCHES)	NOMINAL LENGTH (INCHES)	APRX. WEIGHT EACH (LBS..)	PRICE EACH	BOX QTY.
2	4	1.00	\$106.75	-
2 1/2	6	1.60	\$146.00	-
3	6	2.00	\$264.25	-
4	6	4.50	\$354.00	-

**DI-LOK<sup>®</sup> DI-Electric Nipple**  
**Fig. 7090 (Th. x Th.)**



PIPE SIZE (INCHES)	NOMINAL LENGTH (INCHES)	APRX. WEIGHT EACH (LBS..)	PRICE EACH	BOX QTY.
1/2	3	0.2	\$30.50	25
3/4	3	0.2	\$30.50	25
1	4	0.4	\$45.75	25
1 1/4	4	0.6	\$65.25	10
1 1/2	4	0.8	\$78.25	10
2	4	1.0	\$89.00	10
2 1/2	6	1.6	\$121.00	6
3	6	2.0	\$218.00	6

Grooved-End Couplings

Fittings

Valves and Accessories

Spare Parts

Plain-End

Copper Method

Tools

## KNX Series

### Hydronic Hook-up Kits

The following components are used in KNX hydronic hook-up kits.



CU-CBV with Union  
Adapter



UV-Integral Union Valve



AU-All Accessory Union



SV-Integral Union Valve  
Strainer Valve

KNX SERIES	½ LOW FLOW COIL	¾ LOW FLOW COIL	½ STD FLOW COIL	¾ STD FLOW COIL	1 STD FLOW COIL	1¼ STD FLOW COIL	1½ STD FLOW COIL	2 STD FLOW COIL
KNX-1	\$106.25	\$134.50	\$106.25	\$134.50	\$191.75	\$317.75	\$446.00	\$582.50
KNX-2	\$171.00	\$195.00	\$171.00	\$195.00	\$274.00	\$420.00	\$566.75	\$751.25
KNX-3	\$204.25	\$233.50	\$204.25	\$233.50	\$322.00	\$493.75	\$667.75	\$883.50
KNX-4	\$106.25	\$134.50	\$106.25	\$134.50	\$191.75	\$317.75	\$446.00	\$582.50
KNX-5	\$190.75	\$218.75	\$190.75	\$218.75	\$300.00	\$474.00	\$632.50	\$825.00
KNX-6	\$223.00	\$250.00	\$223.00	\$250.00	\$356.25	\$507.50	\$677.25	\$877.25
KNX-7	\$204.25	\$233.50	\$204.25	\$233.50	\$322.00	\$493.75	\$667.75	\$883.50
KNX-8	\$237.50	\$264.75	\$237.50	\$264.75	\$378.25	\$527.25	\$712.50	\$934.50
KNX-9	\$256.25	\$288.75	\$256.25	\$288.75	\$405.25	\$579.25	\$779.25	\$1,008.50
KNX-10	\$272.00	\$299.00	\$272.00	\$299.00	\$415.75	\$527.25	\$785.50	\$1,037.50
KNX-11	\$289.75	\$317.75	\$289.75	\$317.75	\$443.75	\$622.00	\$871.00	\$1,157.50
KNX-12	\$352.25	\$382.50	\$352.25	\$382.50	\$504.25	\$704.25	\$974.00	\$1,278.25
KNX-13	\$272.00	\$299.00	\$272.00	\$299.00	\$415.75	\$527.25	\$785.50	\$1,037.50
KNX-14	\$289.75	\$317.75	\$289.75	\$317.75	\$443.75	\$622.00	\$871.00	\$1,157.50
KNX-15	\$352.25	\$382.50	\$352.25	\$382.50	\$504.25	\$704.25	\$974.00	\$1,278.25

Gruvlok<sup>®</sup> KNX Series Hook-up Kits integrate the components required to connect piping to hydronic heating system or chiller system equipment. These kits are configured to the system designer's specifications.

## Roll Groovers

### Model 1007/3007 Roll Groover

ITEM	SHIPPING WEIGHT (LBS.)	PRICE	BOX QTY.	INCLUDES
1007 Roll Groover	550.00	\$22,409.50	-	Motorized Roll Groover with 2" - 12" Steel Rolls Closed Wood Crate
3007 Roll Groover	330.00	\$15,296.00	-	For Ridgid <sup>®</sup> 300 Power Drive Support Legs 2" - 12" Steel Closed Wood Crate
Options: Copper 2" - 6"	1.00	\$3,824.50	-	2" - 6" Copper Rolls M&L Guide Roll Assembly Universal Diameter Gauge
Copper "K" Plate	-	\$648.00	-	
Copper "DWV" Plate	-	\$648.00	-	
Universal Diameter Gauge	-	\$1,097.75	-	
14" - 16" Rolls	-	\$2,643.50	-	14" - 16" Steel Rolls Guide Roll Assembly




Fig. 1007



Fig. 3007

### Model 3006 (Steel Roll Groover) – for Ridgid<sup>®</sup> 300 Power Drive

ITEM	SHIPPING WEIGHT (LBS.)	PRICE	BOX QTY.	INCLUDES
3006 Roll Groover	170.00	\$9,663.50	-	2" - 12" Steel Rolls Hydraulic Pressure Gauge Support Legs Closed Wood Crate (1 set) Depth Gauges — 1" - 12"
Copper 2" - 6"	-	\$3,298.50	-	2" - 6" Copper Rolls M&L Guide Roll Assembly for M&L, K & DWV Pipe Universal Diameter Gauge
Universal Diameter Gauge	1.00	\$1,097.75	-	

### Model 3006 (Copper Roll Groover) – for Ridgid<sup>®</sup> 300 Power Drive

ITEM	SHIPPING WEIGHT (LBS.)	PRICE	BOX QTY.	INCLUDES
3006 Roll Copper	170.00	\$9,989.50	-	2" - 12" Copper Rolls Hydraulic Pressure Gauge Support Legs Guide Roll Assembly for M&L, K & DWV Pipe Universal Diameter Gauge Closed Wood Crate
2" - 12" Steel Rolls	-	\$2,972.00	-	Guide Roll Assembly for M&L, K & DWV Pipe
Universal Diameter Gauge	1.00	\$1,097.75	-	

For information regarding additional custom grooving tools, contact Anvil.

Grooved-End Couplings

Fittings

Valves and Accessories

Spare Parts

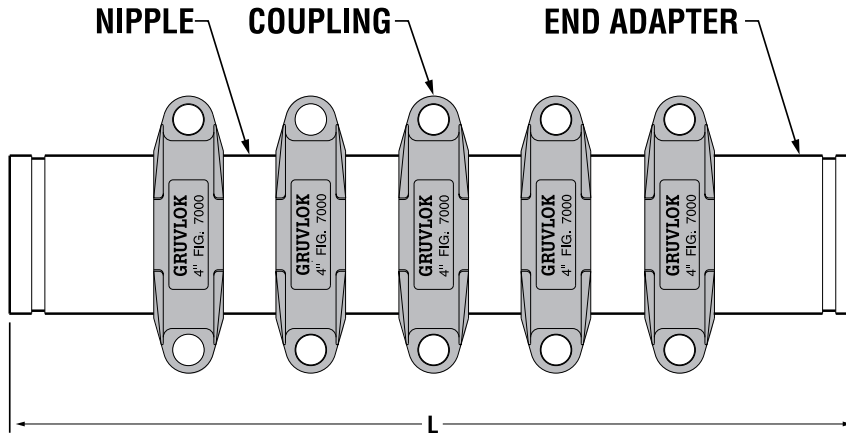
Plain-End

Copper Method

Tools

## Expansion Joints for Grooved-End Pipe

Fig. 7240 Expansion Joints



PERFORMANCE DATA (Inches)									
Pipe Size	Nominal Pipe O.D.	Coupling Figure	X	Y	Compressed Length L	Expanded Length L	Coupling Movement Capability	Number of Couplings	Total Movement Capability
2	2.375	7000	3 <sup>1</sup> / <sub>2</sub>	5 <sup>1</sup> / <sub>2</sub>	30	31 <sup>1</sup> / <sub>4</sub>	<sup>1</sup> / <sub>8</sub>	10	1 <sup>1</sup> / <sub>4</sub>
2 <sup>1</sup> / <sub>2</sub>	2.875	7000	4	5 <sup>3</sup> / <sub>4</sub>	30	31 <sup>1</sup> / <sub>4</sub>	<sup>1</sup> / <sub>8</sub>	10	1 <sup>1</sup> / <sub>4</sub>
3	3.500	7000	4 <sup>5</sup> / <sub>8</sub>	6 <sup>3</sup> / <sub>4</sub>	30	31 <sup>1</sup> / <sub>4</sub>	<sup>1</sup> / <sub>8</sub>	10	1 <sup>1</sup> / <sub>4</sub>
4	4.500	7000	5 <sup>7</sup> / <sub>8</sub>	8 <sup>1</sup> / <sub>8</sub>	17 <sup>1</sup> / <sub>2</sub>	18 <sup>3</sup> / <sub>4</sub>	<sup>1</sup> / <sub>4</sub>	5	1 <sup>1</sup> / <sub>4</sub>
5	5.562	7000	7	9 <sup>5</sup> / <sub>8</sub>	19	20 <sup>1</sup> / <sub>4</sub>	<sup>1</sup> / <sub>4</sub>	5	1 <sup>1</sup> / <sub>4</sub>
6	6.625	7000	8	11	19	20 <sup>1</sup> / <sub>4</sub>	<sup>1</sup> / <sub>4</sub>	5	1 <sup>1</sup> / <sub>4</sub>
8	8.625	7000	10 <sup>3</sup> / <sub>8</sub>	13 <sup>1</sup> / <sub>4</sub>	22 <sup>1</sup> / <sub>2</sub>	23 <sup>3</sup> / <sub>4</sub>	<sup>1</sup> / <sub>4</sub>	5	1 <sup>1</sup> / <sub>4</sub>
10	10.750	7001	12 <sup>7</sup> / <sub>8</sub>	17 <sup>1</sup> / <sub>2</sub>	23 <sup>1</sup> / <sub>2</sub>	24 <sup>3</sup> / <sub>4</sub>	<sup>1</sup> / <sub>4</sub>	5	1 <sup>1</sup> / <sub>4</sub>
12	12.750	7001	15	19 <sup>1</sup> / <sub>2</sub>	23 <sup>1</sup> / <sub>2</sub>	24 <sup>3</sup> / <sub>4</sub>	<sup>1</sup> / <sub>4</sub>	5	1 <sup>1</sup> / <sub>4</sub>

**When requesting a quotation or placing an order, please complete the following form and fax a copy to 717-684-2131 to the attention of Customer Service:**

- 1) Size and material of pipe to which the expansion joint will be connected: \_\_\_\_\_
- 2) Factory to preset the Expansion Joint to: \_\_\_\_\_ Full Expansion \_\_\_\_\_ Full Contraction \_\_\_\_\_ Intermediate
- 3) Total overall movement while in service: \_\_\_\_\_ inches
- 4) Pipe material for Expansion Joint (standard is Sch. 40 steel): \_\_\_\_\_
- 5) Finish on pipe (standard is black): \_\_\_\_\_
- 6) Finish on couplings (standard is painted): \_\_\_\_\_
- 7) Gasket material (standard is Grade E EPDM): \_\_\_\_\_
- 8) Connecting pipe ends if different than standard roll or cut groove: \_\_\_\_\_
- 9) Are there any silicone restrictions for the application? \_\_\_\_\_ Yes \_\_\_\_\_ No

## Cross Reference

DESCRIPTION	VICTAULIC <sup>®</sup>	GRUVLOK <sup>®</sup>	DESCRIPTION	VICTAULIC <sup>®</sup>	GRUVLOK <sup>®</sup>
Rigidlok Coupling	07	7401	Header Tee	22 ES	7022
Rigidlite Stainless Steel Coupling	08	7400 SS	Cross Tee	35	7068
90° Elbows	10	7050	Reducing Tee	25	7061
3D Long Radius 90° Elbows	10-3D	7050-3D	Fabricated Steel Reducing Tees	25-P	7061P
5D Long Radius 90° Elbows	10-5D	7050-5D	Type 316 Stainless Steel Reducing Tee	25-SS	7061-SS16
6D Long Radius 90° Elbows	10-6D	7050-6D	Standpipe Tee	27	7065
90° Elbow	10-P	7050P	Tees With Threaded Branch*	29M	7063
Reducing Base Support Elbows Grooved and Flanged (G x F)	R-10F	7050RF	Reducing Tee With Threaded Branch	29T	7064
45° Elbows	11	7051	Lateral	30	7069
3D Long Radius 45° Elbows	11-3D	7051-3D	Lateral	30-P	7069P
5D Long Radius 45° Elbows	11-5D	7051-5D	Reducing Lateral	30R	7070
6D Long Radius 45° Elbows	11-6D	7051-6D	Tee WYE	32	7066
45° Elbow	11-P	7051-P	Reducing Tee WYE	32R	7067
22½° Elbows	12	7052	90° True WYE	33	7071
3D Long Radius 22½° Elbows	12-3D	7052-3D	True WYE	33-P	7071P
5D Long Radius 22½° Elbows	12-5D	7052-5D	Cross	35	7068EG
6D Long Radius 22½° Elbows	12-6D	7052-6D	Cross	35-P	7068P
11¼° Elbow	13	7053	Adapter Nipple – (Gr x MPT)	40	7081F
3D Long Radius 11¼° Elbows	13-3D	7053-3D	Seamless Adapter Nipples (Gr x MPT)	40	7081
5D Long Radius 11¼° Elbows	13-5D	7053-5D	Flanged Adapter (125 lb)	41	7083
6D Long Radius 11¼° Elbows	13-6D	7053-6D	Adapter Nipple – (Gr x Bev)	42	7082F
3D Long Radius 60° Elbows	14-3D	7057-3D	Seamless Adapter Nipples (Gr x Bev)	42	7082
5D Long Radius 60° Elbows	14-5D	7057-5D	Adapter Nipple – (Gr x Gr)	43	7080F
6D Long Radius 60° Elbows	14-6D	7057-6D	Seamless Adapter Nipples (Gr x Gr)	43	7080
3D Long Radius 30° Elbows	15-3D	7058-3D	Flanged Adapter (150 lb)	45	7084
5D Long Radius 30° Elbows	15-5D	7058-5D	Flanged Adapter (300 lb)	46	7085
6D Long Radius 30° Elbows	15-6D	7058-6D	DI–Electric Nipple (Gr x Th)	47	7088
90° Adapter Elbows	18	7055	DI–Electric Nipple (Gr x Gr)	47	7089
45° Adapter Elbows	19	7056	DI–Electric Nipple (Th x Th)	47	7090
Tees	20	7060	Hose Nipple	48	7086
Tee	20-P	7060P	Concentric Reducer	50	7072
Type 316 Stainless Steel Tees	20SSLT, 20-SSSW	7060-SS16	Concentric Reducers	50-SSLT	7072-SS16
Bullhead Tee	21	7062			

## Cross Reference (continued)

DESCRIPTION	VICTAULIC <sup>®</sup>	GRUVLOK <sup>®</sup>	DESCRIPTION	VICTAULIC <sup>®</sup>	GRUVLOK <sup>®</sup>
Eccentric Reducer	51	7097	90° Elbows Copper	610	6050
Eccentric Reducers	51-SSLT	7073-SS16	45° Elbows Copper	611	6051
Reducer Threaded Small End	52	7076	Copper Tee	620	6060
Steel Swaged Nipple	53	7077	Copper Reducing Tee (Gr x Gr x Gr)	625	6061
Steel Plain End Swaged Nipple	53-P	7077P	Copper Reducing Tee (Gr x Gr x Cup)	626	6064
Steel Swaged Nipple	54	7078	Concentric Reducers (Gr x Gr)	650	6072
Steel Swaged Nipple	55	7079	Reducing Adapters (Gr x Cup)	652	6075
Cap	60	7074	Copper Cap	660	6074
Type 316 Stainless Steel Cap	60-SS	7074-SS16	Gruvlok Butterfly Valves	709	8000GR
Bullhead Plug	61	7075	Gruvlok End Check Valve	716	7800
Bull Plug	61-P	7075P	Gruvlok Ball Valves	721	7500
Extra Heavy "EG" End Guard Fittings 90° Elbow	62 ES	7050 EG	Gruvlok Grooved End Butterfly Valve	700	7600
Extra Heavy "EG" End Guard Fittings 45° Elbow	63 ES	7051 EG	Grooved End Strainer	730	7260
Extra Heavy "EG" End Guard Fittings Tee	64 ES	7060 EG	Suction Diffuser	731-D	7250
Outlet Coupling	72	i7042	Gruvlok Flange	741	7012
Lightweight Coupling	75	7000	Gruvlok 300# Flange	743	7013
Standard Coupling	77	7001	Reducing Coupling	750	7010
Hingelok Coupling	78	7003	Clamp-T <sup>®</sup> Cross (Thd x Thd)	920 Cross	7047
Female Thread Adapter	80	7087	Clamp-T <sup>®</sup> Cross (Gr x Gr)	920 Cross	7048
Roughneck Coupling	99	7005	Clamp-T <sup>®</sup> Cross (Gr x Thd)	920 Cross	7049
HDPE Flange Adapter	994	7312	Clamp-T <sup>®</sup> Female Threaded Outlet	920/920N	7045
Gruvlok HDPE Coupling	995	7305	Clamp-T <sup>®</sup> Grooved Outlet	920/920N	7046
Transition Coupling	997	7307	HPR Coupling (with Standard Gasket)	HP-70	7004 HPR
90° Long Radius Elbows	100	7050 LR	End Guard Coupling (with End Guard Gasket)	HP-70ES	7004 EG
Type 316 Stainless Steel 90° Elbow	100-SS	7050-SS16	Gruvlok Roll Groover	VE260	1007/3007
Type 316 Stainless Steel Long Radius Long Tangent 90° Elbow	100-SSLT	7050-SS16	Gruvlok Steel Roll Groover for Ridgid <sup>®</sup> 300 Power Drive	VE226	3006
45° Long Radius Elbow	110	7051 LR	Gruvlok Copper Roll Groover for Ridgid <sup>®</sup> 300 Power Drive	VE226	3006 C
Type 316 Stainless Steel 45° Elbow	110-SS	7051-SS16			
Type 316 Stainless Steel Long Radius Long Tangent 45° Elbow	110-SSLT	7051-SS16			
Gruvlok Butterfly Valve	300	7700			

## Numerical Index

Fig. 400 G	Silent Check Valve . . . . .	25	Fig. 7307	HDPE Transition Coupling . . . . .	10
Fig. 7000	Lightweight Flexible Coupling . . . . .	7	Fig. 7312	Flange Adapter for HDPE Pipe . . . . .	11
Fig. 7001	Standard Coupling . . . . .	6	Fig. 7400	Rigidlite <sup>®</sup> 300 PSI Coupling . . . . .	8
Fig. 7003	Hingelok Coupling . . . . .	7	Fig. 7400	Rigidlite <sup>®</sup> 300 PSI Coupling (Copper) . . . . .	33
Fig. 7004 EG	End Guard Coupling . . . . .	10	Fig. 7401	Rigidlok <sup>™</sup> Rigid Coupling . . . . .	8
Fig. 7004 HPR	HPR Coupling . . . . .	10	Fig. 7402	SlideLOK Rigid Coupling . . . . .	9
Fig. 7005	Plain-End Coupling . . . . .	32	Fig. 7500	Gruvlok Ball Valves . . . . .	23
Fig. 7010	Reducing Coupling . . . . .	8	Fig. 768 G	Grooved-End "WYE" Strainer . . . . .	27
Fig. 7011	Standard Coupling . . . . .	6	Fig. 7788	Gruvlok Flange Adapter . . . . .	11
Fig. 7012	Gruvlok Flange . . . . .	11	Fig. 7800	End Check Valve . . . . .	25
Fig. 7012	Gruvlok Flange (Copper) . . . . .	33	Fig. 8000GR	Gruvlok Butterfly Valves . . . . .	23
Fig. 7013	Gruvlok 300# Flange . . . . .	11	Fig. FTV-A	Angle Body Valve . . . . .	27
Fig. 7045	Clamp-T <sup>®</sup> Female Threaded Outlet . . . . .	28	Fig. FTV-S	Straight Body Valve . . . . .	27
Fig. 7046	Clamp-T <sup>®</sup> Grooved Outlet . . . . .	28	Fig. GBV-A	Grooved End Angle Circuit Balancing Valves . . . . .	25
Fig. 7047	Clamp-T <sup>®</sup> Cross . . . . .	29	Fig. GBV-G	Grooved End Straight Balancing Valves . . . . .	25
Fig. 7048	Clamp-T <sup>®</sup> Cross . . . . .	29	Fig. GBV-S	Sweat Four Turn Balancing Valves . . . . .	24
Fig. 7049	Clamp-T <sup>®</sup> Cross . . . . .	29	Fig. GBV-T	Threaded Four Turn Circuit Balancing Valves . . . . .	24
Fig. 7050	90° Elbows . . . . .	12	CBV-S	Low Flow Circuit Balancing Valve . . . . .	24
Fig. 7050 LR	90° Long Radius Elbows (1½"D) . . . . .	19	CBV-T	Low Flow Circuit Balancing Valve . . . . .	24
Fig. 7050RF	Reducing Base Support Elbows (G x F) . . . . .	19	Fig. i7042F	Outlet Couplings . . . . .	9
Fig. 7051	45° Elbows . . . . .	12	Fig. i7042G	Outlet Couplings . . . . .	9
Fig. 7051 LR	45° Long Radius Elbows (1½"D) . . . . .	19	Fig. i7042M	Outlet Couplings . . . . .	9
Fig. 7052	22½° Elbows . . . . .	12	Gaskets, Special . . . . .	3	
Fig. 7053	11¼° Elbow . . . . .	12	Gaskets, Standard . . . . .	3	
Fig. 7060	Tees . . . . .	13	GAV-15	Gruvlok Air Vent . . . . .	27
Fig. 7061	Reducing Tee . . . . .	14	GAV-30	Gruvlok Air Vent . . . . .	27
Fig. 7063	Tees With Threaded Branch . . . . .	13	Lubricants . . . . .	3	
Fig. 7064	Reducing Tee With Threaded Branch . . . . .	15	Model 1007	Roll Groover . . . . .	36
Fig. 7066	Tee WYE . . . . .	20	Model 3006	For Ridgid <sup>®</sup> 300 Power Drive . . . . .	36
Fig. 7068	Steel Cross . . . . .	21	Model 3006C	Copper Roll Groover – For Ridgid <sup>®</sup> 300 Power Drive . . . . .	36
Fig. 7069	Lateral . . . . .	20	Model 3007	Roll Groover . . . . .	36
Fig. 7070	Reducing Lateral . . . . .	21	Series 7600	Grooved End Butterfly Valve . . . . .	24
Fig. 7071	True Y . . . . .	21	Series 7700	Grooved End Butterfly Valve . . . . .	22
Fig. 7072	Concentric Reducer . . . . .	16	AF21-FF	Flange x Flange Connectors . . . . .	26
Fig. 7073	Eccentric Reducer . . . . .	18	AF21-GF	Grooved x Flange Connectors . . . . .	26
Fig. 7074	Cap . . . . .	17	AF21-GG	Grooved x Grooved Connectors . . . . .	26
Fig. 7075	Bullhead Plug . . . . .	20	Spare Parts		
Fig. 7076	Reducer Threaded Small End . . . . .	17	Fig. 7004 EG , Standard Gaskets . . . . .	31	
Fig. 7084	Flange Nipples (150 lbs) . . . . .	30	Fig. 7005 & 7305, Standard Gaskets . . . . .	31	
Fig. 7085	Flange Nipples (300 lbs) . . . . .	30	Fig. 7010 Gasket . . . . .	31	
Fig. 7086	Hose Nipple . . . . .	17	Fig. 7012 & 7013, Flange Parts . . . . .	30	
Fig. 7087	Female Thread Adapter . . . . .	19	Fig. 7012 & 7013, Flange Gaskets . . . . .	31	
Fig. 7088	DI-LOK <sup>®</sup> DI-Electric Nipple (Gr. x MPT) . . . . .	33	Fig. 7045 (Gasket Only), Clamp-T <sup>®</sup> Female Threaded Outlet . . . . .	32	
Fig. 7089	DI-LOK <sup>®</sup> DI-Electric Nipple (Gr. x Gr.) . . . . .	33	Fig. 7046 (Gasket Only), Clamp-T <sup>®</sup> Grooved Outlet . . . . .	32	
Fig. 7090	DI-LOK <sup>®</sup> DI-Electric Nipple (MPT x MPT) . . . . .	34	Plated Trackhead Bolts and Nuts . . . . .	31	
Fig. 7091	DI-LOK <sup>®</sup> DI-Electric Fittings (CTS Gr. x IPS Gr.) . . . . .	34			
Fig. 7097	Eccentric Reducer . . . . .	18			
Fig. 7240	Expansion Joint . . . . .	37			
Fig. 7250	Suction Diffuser . . . . .	26			
Fig. 7260	Grooved End Strainer . . . . .	27			
Fig. 7305	HDPE Coupling . . . . .	10			



- NOTES -



## CORPORATE OFFICES

2 Holland Way  
Exeter, NH 03833  
Tel: 603-418-2800 • Fax: 603-418-2833  
E-mail: sales@anvilintl.com

## CUSTOMER SERVICE CENTERS

### UNITED STATES

University Park, IL  
Tel: 708-885-3000 • Fax: 708-534-5441  
Toll Free: 1-800-301-2701

Irving, TX  
Tel: 972-871-1206 • Fax: 972-641-8946  
Toll Free: 1-800-451-4414

### CANADA

Simcoe, Ontario  
Tel: 519-426-4551 • Fax: 519-426-5509

### EUROPE AND MIDDLE EAST

Tel: +31-53-5725570 • Fax: +31-53-5725579  
International Customer Service  
Tel: +1-708-885-3000 • Fax: +1-708-534-5441

### MEXICO, PUERTO RICO AND LATIN AMERICA

International Customer Service  
Tel: +1-708-885-3000 • Fax: +1-708-534-5441

## U.S. REGIONAL DISTRIBUTION CENTERS

### UNIVERSITY PARK

750 Central Avenue  
University Park, IL 60484

### IRVING

1401 Valley View Lane, Suite 150  
Irving, TX 75061

### COLUMBIA

800 Malleable Road  
Columbia, PA 17512

### ONTARIO

1470 S. Vintage Avenue  
Ontario, CA 91761

## ANVIL EPS

Engineered Pipe Supports  
Customer Service Center

160 Frenchtown Road  
North Kingstown, RI 02852

Tel: 401-886-3000  
Fax: 401-886-3010  
Toll Free: 1-877-406-3108

## additional INVENTORY LOCATIONS\*

**UNITED STATES:** Arizona, Colorado, Georgia, Indiana, Massachusetts, Minnesota, Missouri, New York, Tennessee, Texas, Washington and Wisconsin

**INTERNATIONAL:** Ontario, Canada

\*Inventory varies at locations

#612 / Printed in USA / ©2013  
Revision: May 15, 2013

BUILDING CONNECTIONS THAT LAST



www.anvilintl.com