



## 2015 Fairbook is dedicated to Lyman and Anne Amsden

The 2015 Powder River County Fair is dedicated to Lyman and Anne Earley Amsden. Lyman's parents, Ralph and Kate Rayner Amsden homesteaded in the Kingsley area; Anne's parents homesteaded west of the Powder River near Powderville.

Lyman owned and operated Amsden Electric for over 20 years and turned the business over to his nephew, Luke Earley, several years ago. As one of the community's only electricians, Lyman wired many homes and businesses in the area including the nursing home, high school and county courthouse. He donated the electrical work on both the Powder River Historical Museum and the new Biddle Community Heritage Center.

Lyman was a founding board member of the School Community Development Corporation and the Powder River Community Endowment Fund, and is a former school board member. His longest service to the community has been as mayor, first in a 17-year run, and currently, he is in the second year of a six year term. Lyman's greatest memories are of his service to his nation and six-year duty as 2<sup>nd</sup> class gunner's mate on the Destroyer Escort 509 during World War II.

For the last eleven years, Lyman has managed the CornerStore Farm and Ranch in Broadus for his son, John, providing free coffee and a political perspective.

Anne Amsden taught, then ran the federal Title programs and eventually became an Elementary School Principal at St. Labre Indian School in Ashland, Montana, for more than 20 years. Anne also taught in Poplar, Montana, and in California for several years. After becoming a school administrator, she served as principal at Lame Deer Elementary School and even traveled as far away as Texas to serve as administrator there. One of Anne's passions is helping children learn to read. She has served as a volunteer in the Bug's Life After School Literacy program since its inception fifteen years ago.

Anne was instrumental in creating the Broadus Tree Board, and worked to help Broadus receive the Tree City USA designation. Anne continues to be an active member of the Tree Board, and over the years has helped organize an annual Arbor Day celebration with students at the Elementary school. Each year, they plant many trees including a fruit orchard near the school grounds.

Anne and Lyman were both instrumental in establishing the Powder River Recycling Center, which was created while Lyman was serving as Mayor of Broadus during his first tenure.

There were several years that Lyman and Anne proudly served as caretakers and grounds keepers of the Valley View cemetery in Broadus, the lawns at the swimming pool, the library and baseball field, which is why there are trees planted at each of those sites. In addition, Anne is well known for beautifying the town with her many planters filled with flowers.

Anne and Lyman are proud supporters of Broadus youth. They belong to the Broadus Hawk Sports Boosters, and as managers of the CornerStore, they give to many youth organizations throughout the year. Each year they sponsor the Screen-Free Week t-shirt design contest. For the last many years, they have provided a free breakfast for livestock exhibitors after the Friday morning weigh-in, and continue to sponsor awards for 4-H youth.

They raised four kids in Broadus, and have eleven grandchildren and four great grandchildren.



# Thursday, Aug. 6

# Farm Bureau Day

10:00 am—ATV Safety Training

**ALL DAY ALL AGES**



1:00—5:00 pm—ALIVE @ 25 DRIVING PROGRAM

Interactive **4 hour course** on

DOs & DON'Ts of driving.

**For driver's 14-25.**



**7:00 pm**

Powder River County

Fairgrounds Arena

Tickets Prices:

**\$10 for adults,**

**\$5 ages 6-18,**

**Free-5 & under**



**“Carnival Lights and Country Nights”** is the 2015 theme for the Powder River County Fair. The Fair Board is sponsoring a \$100 first place prize and a \$50 second place prize to the organization or club that has the best decorated booth depicting the theme of the Fair. There will be a youth and adult category. Organizations should contact the Extension Office by August 3<sup>rd</sup> to enter the competition.

**SCHEDULE FOR THE 2015  
POWDER RIVER COUNTY FAIR  
August 6<sup>th</sup>, 7<sup>th</sup>, & 8<sup>th</sup>**

**Monday, July 20<sup>th</sup>**

All 4-H, FFA, and open livestock entry forms and 4-H stalling requests due at the Extension Office.

**Monday, August 3<sup>rd</sup>**

Theme booth requests are due.

**Tuesday, August 4<sup>th</sup>**

- 8:00 am Set up for interview judging
- 9:00 am Interview Judging for all 4-H projects except Foods & Garden
- 9:00 am Work Day at Fairgrounds, Set up barn and Community Center

**Thursday, August 6<sup>th</sup>**

- 9:00 am Interview judging for 4-H Foods and Garden
- 10:00 am **HORSE SHOW**
- 10:00 am **ATV Safety Training**  
ALL DAY ALL AGES  
Sponsored by Farm Bureau
- 12:00 pm **CARNIVAL OPENS**
- 1:00-5:00 pm **ALIVE @ 25 Driving Program**  
All Drivers 14-25  
Sponsored by Farm Bureau
- 4:00-6:00 pm Market Hog weigh-in, new fairbarn
- 6:00 pm All market livestock must be in place.
- 7:00 pm **Ringling 5**, sponsored by Farm Bureau, Fairgrounds Arena

**Friday, August 7<sup>th</sup>**

- 6:30 am Weigh and tag market lambs
- 7:00 am Corner Store Farm & Ranch Breakfast
- 7:00 am Weigh market steers
- 8:00 am **POWDER RIVER COUNTY WORKING HORSE SHOW**
- 9:00 am **SWINE SHOW**  
All exhibits must be in place.
- 9:30 am Judging of all open class exhibits
- 12:00 pm **CARNIVAL OPENS**
- 1:00 pm Bum Lamb & Goat Judging (no prior entry required)  
**SHEEP SHOW**  
**GOAT SHOW** (Following Sheep Show)
- 6:00 pm Calcutta begins for Rodeo
- 7:00 pm **TRI STATE MATCH BRONC RIDE**
- 9:00 pm Street Dance, Downtown

**Saturday, August 8<sup>th</sup>**

- 7:00 am Continental Breakfast, Fair Barn  
Sponsor – Mizpah Masters
- 8:30 am Bum Calf Judging (no prior entry required)  
**BEEF SHOW**
- 11:30 am **BROADUS VOLUNTEER FIREMEN BARBEQUE**  
Sponsor – Broadus IGA
- 12:00 pm **CARNIVAL OPENS**
- 2:00 pm **4-H ROUND ROBIN SHOWMANSHIP**
- 3:00 pm Fairbook Dedication, Fairbarn  
4-H Silent Auction concludes  
4-H Awards Ceremony
- 4:00 pm **4-H LIVESTOCK AUCTION**  
Exhibits may be picked up
- 5:00 pm Buyer’s BBQ, Community Center  
**Everyone Welcome**

**Thank you exhibitors, parents, sponsors, buyers, fairboard members, and volunteers for making this year’s fair a success!!**

## 2015 POWDER RIVER COUNTY FAIR JUDGES

Horses-----	Robin Smith
Beef-----	Jonathan Seleg
Sheep, Swine, Goats-----	Andrew Seleg
4-H Foods-----	Amber VerWolf
4-H Clothing -----	Amber VerWolf
4-H Photography-----	Connie Barnhart
4-H General Projects-----	Elizabeth Riley
4-H General Projects-----	Lee Randall
4-H Horticulture-----	Margaret Scoles
Open Class Foods-----	Jackie Rumph
Open Class Clothing & Handwork-----	Linda Losinski
Open Class Floral, Crops, Garden-----	Margaret Scoles
Open Class Arts & Crafts-----	Dixie Rieger
Open Class Children's Arts & Crafts-----	Dixie Rieger
Open Class Photography-----	Leslie Bohle

## SUPERINTENDENTS

Arts-----	Karen Capp
Beef-----	Jeridee Cathey, John Elgin
Sheep & Goats-----	Shelley West
Swine-----	John Olson
Horse-----	Shasta Madsen, Jeridee Cathey, Lisa Karrels
Livestock Sale-----	John Elgin, John Olson
Round Robin Showmanship-----	John Elgin, John Olson
4-H General Projects-----	Margie Riley, Ricarda Hanson
4-H Garden-----	Betty Aye
4-H Photography-----	Joan Knobloch
4-H Silent Auction-----	Joan Knobloch
Open Class Garden/Floral-----	Kathy Roberts
Open Class Clothing & Handwork-----	Bonnie Lyda
Open Class Crafts-----	Vera Clements
Open Class Photography-----	Ann Emmons
Open Class Foods-----	Audrey Kistler

## TEEN SUPERINTENDENTS

Barn Setup-----	Jerrica Gotfredson, Carter Lynch Miranda Minow, Lucas Riley
4-H Foods-----	Ashley Bird
Sheep-----	Amy Riley
Beef-----	Carter Lynch
4-H Photography-----	Lydia Lynch

## PAST FAIR BOOK DEDICATEES

1975 –	Father Patrick Berther
1976 –	Mac McCurdy
1977 –	Susie McGill
1978 –	Mibra and Mary Lloyd
1979 –	Carl and Inez Smith
1980 –	Charlotte and Howard Allen
1981 –	John and Marie Traub
1982 –	August and Mary Decker
1983 –	Roland and Erma Rumph
1984 –	Vera and Earl Clements
1985 –	Charles and Vera Carter
1986 –	Elliot and Esther Barnhart
1987 –	Cecil and Delores Kolka
1988 –	Doris Jean and Charley Emmons
1989 –	Bob and Vera Archer
1990 –	Gary and Beverly Green
1991 –	Faye and Ross Denson
1992 –	Mary Pomeroy Rumph
1993 –	Lawrence and Miriam Capra
1994 –	Powder River Pioneers
1995 –	Earl and Betty Aye
1996 –	Dale and Marie Bengé
1997 –	Alva and Lorraine Fortner
1998 –	Marlyn and Alice Janssen
1999 –	Carl and Pat Phillips
2000 –	Bob and Ann Carroll
2001 –	Wayne and Cathy Gamrath
2002 –	Lewis and Helen Janssen
2003 –	Dave and Pat Gardner
2004 --	Slug and Poppy Mills
2005 --	Wesley and Lois Powell
2006 --	Marshall and Patty Williams
2007 --	Ben and Brenda Minow
2008 --	Jim and Emily Madsen
2009 --	Doug and Kerry Gardner
2010 --	Russ and Carol Greenwood
2011 --	Ted and Cathy Elgin
2012 --	Marian & Darrel (posthumously) Hansen
2013 --	Robert & Lynnette Janssen
2014 --	Jerry & Joyce Strobel

**Fairboard**

John Elgin, Chairman  
 Shasta Madsen  
 John Olson  
 Ricarda Hanson  
 Jeridee Cathey  
 Shelley West  
 Lisa Karrels  
 Joan Knobloch

**Powder River  
 County Extension  
 Staff**

**County Agents**  
 Mary P. Rumph  
 Julie Riley

**Administrative Assistant**  
 Kelda Page

**Powder River  
 County Commissioners**

Darold Zimmer, Chairman  
 Dave Richards  
 Rod Schaffer

**Table of Contents**

**GENERAL RULES AND INFORMATION ..... 2**

BARN RULES ..... 2  
 CONCESSION STAND RULES ..... 3  
 FFA ..... 3

**OPEN CLASS SECTION ..... 5**

SECTION A: OPEN CLASS ARTS ..... 5  
 SECTION B: OPEN CLASS CLOTHING ..... 6  
 SECTION C: OPEN CLASS HANDWORK ..... 7  
 SECTION D: OPEN CLASS CRAFTS ..... 9  
 SECTION E: OPEN CLASS CROPS ..... 11  
 SECTION F: OPEN CLASS FLORAL ..... 11  
 SECTION G: OPEN CLASS FOODS ..... 13  
 SECTION H: OPEN CLASS GARDEN ..... 17  
 SECTION I: OPEN CLASS LIVESTOCK ..... 19  
 SECTION J: OPEN CLASS PHOTOGRAPHY ..... 21  
 SECTION K: OPEN CLASS HOMEMADE GADGETS &  
 INVENTIONS ..... 22

**4-H DIVISION ..... 22**

**SECTION M: 4-H CLUB EDUCATIONAL DISPLAY ..... 22**  
 CLASS 1 – EDUCATIONAL DISPLAY ..... 22

**SECTION N: 4-H GENERAL PROJECTS ..... 23**  
 CLASS 1 – 4-H ENTOMOLOGY ..... 23  
 CLASS 2 – EXPLORING 4-H ..... 24  
 CLASS 3 – 4-H LEADERSHIP ..... 24  
 CLASS 4 – 4-H PHOTOGRAPHY ..... 24  
 CLASS 5 – 4-H SELF DETERMINED ..... 26

CLASS 6 – 4-H COWBOY POETRY ..... 26  
 CLASS 7 – 4-H LEATHERCRAFT ..... 26  
 CLASS 8 – 4-H WILDLIFE ..... 27  
 CLASS 9 – 4-H SPORT FISHING ..... 28  
 CLASS 10 – 4-H SHOOTING SPORTS ..... 29  
 CLASS 11 – 4-H OUTDOOR ADVENTURES ..... 29  
 CLASS 12 – 4-H COMMUNICATIONS ..... 29  
 CLASS 13 – 4-H THEATRE ARTS ..... 30  
 CLASS 14 – 4-H VISUAL ARTS ..... 30  
 CLASS 15 – 4-H CITIZENSHIP ..... 31  
 CLASS 16 – 4-H SERVICE LEARNING ..... 31

**SECTION O: 4-H FAMILY & CONSUMER SCIENCE PROJECTS-- 31**  
 CLASS 1 – 4-H CHILD DEVELOPMENT ..... 31  
 CLASS 2 – 4-H SEWING & TEXTILES ..... 33  
 CLASS 3 – 4-H HANDWORK PROJECTS ..... 33  
 CLASS 4 – 4-H FOODS PROJECTS ..... 35  
 CLASS 5 – 4-H HOME ENVIRONMENT ..... 39

**SECTION P: 4-H SMALL ANIMAL PROJECTS ..... 40**  
 CLASS 1 – 4-H CATS ..... 40  
 CLASS 2 – 4-H DOG ..... 40  
 CLASS 3 – 4-H POULTRY ..... 42  
 CLASS 4 – 4-H RABBIT ..... 42  
 CLASS 5 – 4-H POCKET PETS DIVISION ..... 43

**SECTION Q: 4-H & FFA LIVESTOCK PROJECTS ..... 43**  
 CLASS 1 – 4-H BEEF DIVISION ..... 44  
 CLASS 2 – 4-H BEEF BREEDING ..... 45  
 CLASS 3 – 4-H DAIRY DIVISION ..... 46  
 CLASS 4 – 4-H GOAT DIVISION ..... 46  
 CLASS 5-21 - 4-H HORSE DIVISION ..... 47  
 CLASS 23 – 4-H SHEEP DIVISION ..... 50  
 CLASS 24 – 4-H SHEEP BREEDING ..... 51  
 CLASS 25 – 4-H SHEEP FLEECE ..... 51  
 CLASS 26 – 4-H SWINE DIVISION ..... 52  
 CLASS 27 – 4-H SWINE BREEDING ..... 53  
 CLASS 28 – 4-H VET. SCIENCE ..... 53

**SECTION R: MECHANICAL PROJECTS ..... 53**  
 CLASS 1 – 4-H AEROSPACE ..... 53  
 CLASS 2 – 4-H MODEL CRAFT ..... 54  
 CLASS 3 – 4-H BICYCLE ..... 54  
 CLASS 4 – 4-H ELECTRICAL PROJECTS ..... 55  
 CLASS 5 – 4-H ROBOTICS ..... 55  
 CLASS 6 – 4-H SMALL ENGINES ..... 56  
 CLASS 7 – 4-H WOODWORKING ..... 57  
 CLASS 8 – 4-H WIND ENERGY ..... 58  
 CLASS 9 – 4-H WELDING ..... 58

**SECTION S: 4-H PLANTS ..... 58**  
 CLASS 1 – 4-H FORESTRY ..... 58  
 CLASS 2 – 4-H GARDENING PROJECTS ..... 60  
 CLASS 3 – 4-H CROP SCIENCE ..... 60  
 CLASS 4 – 4-H RANGE SCIENCE MANAGEMENT ..... 61  
 CLASS 5 – 4-H WEED SCIENCE ..... 62

**SECTION T: CLOVERBUDS ..... 62**

## GENERAL RULES AND INFORMATION

All exhibitors in 4-H will be judged on the Danish or group system of placing. The group will be designated by colored stickers: first group, blue; second, red; third, white.

All open class lots will be given a first, second, and third placing. If no exhibit in a lot merits a ribbon, none will be given. Those exhibits not qualifying or are below standard, will not receive an award rating.

In an effort to reduce cost, blue, red, or white stickers will be used to indicate placings for 4-H non-livestock and Open Class exhibits. If the exhibitor would like a ribbon, they can pick one up matching their placing from the Fair Office.

Out-of-state people are welcome to exhibit at the Powder River County Fair. Open class tags can be obtained from the Extension Office. Early open class entries will be appreciated.

All 4-H, FFA, and open class livestock entries are to be into the County Extension Office by July 15<sup>th</sup>, 2014. All 4-H entries must be made in the person's own name and approved by the Extension Office. **Showmanship entries must be entered on the regular entry forms.**

Open class non-livestock exhibitors may begin making entries on the first day of the Fair, starting at 1 p.m. until 9 p.m.

Additional entries must be in place by 9 a.m. on the second day of the Fair. **No exhibits can be removed from the grounds until 4 p.m., the last day of the Fair. 4-H Premiums are forfeited if exhibits are removed from the Fair early.**

**In all cases, the judges' decision is final. Judges may decide Grand and Reserve Champions on the basis of quality or quantity, but the judge must be consistent in each class.** Only blue ribbon entries will be considered for Grand Champion ribbons.

Exhibits erroneously entered may be transferred at the discretion of the Superintendent of the department to which they properly belong if done prior to the awarding of premiums in the class and lot which they are eligible.

Exhibit lots may be added or deleted during judging time. This decision is left to the judge's and superintendent's discretion.

The Powder River County Fair Board will not be responsible for the loss of any article or animal exhibited at the Fair. This also means anyone associated with the Fair will not be held responsible for any damage done to any exhibit while at the Fair, or after, or before it is at the Fair; nor will the Board be responsible for the safe return of any exhibit to its owner although due care and caution will be exercised to prevent loss and damage.

The Fair Board reserves the right to prescribe the dimensions and regulate the positions of all

signs and to direct the arrangement of articles on exhibition to secure harmony and attractive appearance.

The Fair Board reserves to itself the sole and absolute right to construe its own rules and regulations and to determine arbitrarily all matters and differences in regard thereto.

A commercial exhibitor must confine themselves to the space assigned to them by the Fair Board and provide their own tables. Contact the Extension Office for space by August 1.

## BARN RULES

Exhibitors must provide all feed including hay for their stock. No feed is allowed to be stored in the barn.

Exhibitors or attendants must be on hand to properly take care of animals and keep stalls clean at all times.

Any animal not showing evidence of proper training or preparation may be removed from the fairgrounds if requested by the Fair Board.

Animals entered in the Fair must be in the families' possession at least 30 days prior to the Fair

Livestock exhibitors are not permitted to use tranquilizers for livestock within 30 days prior to the Fair. Any drug used at the Fair must be administered by or under the direct supervision of a veterinarian.

Montana 4-H and FFA requires that animals be handled in a proper and ethical manner in

accordance with accepted modern animal husbandry and scientific practices. In addition, adequate care, including watering, feeding, and comfort should be appropriately provided to all animals. Any individual treating an animal in any other manner may be asked to leave the grounds. Exhibitors, their parents, leaders, and instructors have a serious responsibility to follow animal health practices that are approved by the industry and the U.S. Department of Agriculture to assure that meat customers are receiving wholesome food. Health aids and other approved products should be used with care, according to prescribed practices, only when needed, and in the correct amounts.

Montana 4-H and FFA requires that market animals meet all the Food and Drug administration regulations governing management and safety practices. Exhibitors should seek competent professional advice if medical situations arise which are beyond their capabilities.

**4-H and FFA livestock exhibitors should be actively involved in fitting their own animals for the show ring after arrival at the fairgrounds.**

**Exhibitors may enter only one exhibit in each lot number except in open class livestock.** Entries in "Any Other" lot numbers must not duplicate other lots in the class,

### **CONCESSION STAND RULES**

**Each concession stand will be assessed a \$25 flat fee for grounds rent. Contracts are available through the Extension Office.**

The booths will be positioned by the concessionaires. Each group shall be responsible for their stand. Each group is asked to provide garbage sacks and one garbage can to be used during the Fair.

Concessionaries will be asked to daily police the area around their booth plus the sway area between the Community Center and the Fair Barn, and the area between concession stands and the Community Center.

No livestock will be permitted in the concession area.

Final cleanup will be at the conclusion of the Fair by all concessionaries. The grounds must be picked up and booths cleaned.

### **FFA**

FFA members are welcome to participate in the Powder River County Fair provided it is the only county Fair they compete in either FFA or 4-H, unless it is a completely different project (i.e. beef breeding vs. market beef). The exhibit entered must be carried as an FFA supervised Agricultural Experience (SAE). The following rules apply:

4-H and FFA members will compete for all Fair Board sponsored awards. These include

championship rosettes, ribbons, and the accompanying premium money. It also includes the livestock judging contests.

An individual may exhibit only once in any one lot number. That is, you cannot enter 2 exhibits that are the same as one 4-H steer and one FFA steer.

The livestock sale is open to FFA members. However, the same member may not sell two steers, two hogs, or two lambs. This is consistent with the above rule.

The Fair Board reserves the right to change or modify any of the above rules, or make others, in order to welcome FFA to the Fair.

In memory of fellow Broadus FFA member, James Clark, the Broadus FFA Chapter will pay premium money to all Broadus FFA members' exhibits. This memorial fund was set-up by James' mother and step-father, Tammy and Mike Pecha. Premiums will be awarded as follows: Grand Champion - \$6; Reserve Grand Champion - \$5; Champion - \$1; Reserve Champion - \$.50; Blue - \$3; and Red - \$2. Members are encouraged to wear official dress or black pants with a navy t-shirt with Broadus FFA in gold lettering on it while exhibiting. However, this is not required to be able to be paid for your exhibits.

## **POWDER RIVER COUNTY WORKING HORSE SHOW**

The Powder River County Working Horse show will be held Friday August 7<sup>th</sup>, 2015 at 8:00 a.m. Registration begins at 7:30 a.m.

A saddle will be awarded to the over-all high-point contestant. Other prizes and paybacks will be left to the discretion of the directors based on the availability of funds. Also, a top youth award for high point youth 16 and under will be awarded.

The classes are as follows:

**Reining, cutting, fence work, heading, heeling, barrel racing, pole bending, ranch trail, ranch conformation, and ranch riding.**

The point system will be 10 points for first, 9 for second, 8 for third, and on down to 1 point for tenth place. This system applies regardless of the number of entries in the class. The horse must be shown in (not just paid up in) a class to earn points.

An outside judge will be hired for the show. The winner of the saddle will be required to sit out for one year after winning the show. Officers/directors of this show are eligible to participate as long as they take care of the duties assigned to them. The top three over-all winners will be in charge of organizing and producing next year's show.

### **Rules:**

1. AQHA rules shall be used to judge and rate all classes with

the following revisions: Points will be split instead of running off ties. Fence work is not an AQHA class, so it will be judged by its own system. In the roping classes a contestant may be given extra chances to show his horse in case the first or second loops are missed. The directors will make a decision on this when the number of contestants and available time is determined.

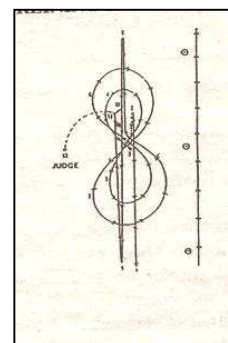
2. The reining pattern will be the old AQHA No. 1 pattern. It will be posted the day of the show.
3. Horse may be any breed.
4. The Working Horse Show is open to any resident and horse of Powder River, Custer, Carter, Campbell, Rosebud, and Big Horn Counties. The horse must be a resident of said county for 6 months before the show.
5. A resident may enter more than one horse, but must have a different rider for each horse.
6. A rider must ride the same horse in all classes entered.
7. Any previous champion horse is ineligible to participate in future Powder River County Working Horse Shows.
8. The horse entered in the show can only be used one time in a class. For example, a horse entered in the heading cannot be used to head steers for another contestant.
9. To enter, a contestant must enter at least 4 classes; at least one of which must be a cattle class.

Entry fees are \$10/class and \$15/cattle class. Entries will close at 8 a.m. the morning of the show. Early entries are encouraged. For more information, contact Jason Schaffer at 406-853-4626.

### **EVENTS**

**Ranch Riding** – Horses will be shown at three gaits; walk, trot, and lope; in each direction of the arena. Horses also will be asked to change directions while on the rail, stop, and back. A horse will be given credit for traveling with his head held in a normal position, ears alert and moving at a natural speed for the gait requested. Credit also will be given for making a smooth transition between gaits, for keeping the correct lead and for maintaining the gait until the judge asks for a change. A rider must show the horse with only one hand on the reins, unless the horse is five years old or younger and is being shown in a snaffle bit or hackamore.

**Reining** – AQHA rules (pattern #1).



The arena or plot should be approximately 50x150 feet in size. The judge shall indicate with markers on arena fence or wall the



length of the pattern, markers within the area of the pattern will not be used.

Ride the pattern as follows:

1. to 2. Run with speed, past center marker.
2. Stop and back up to center of pattern
3. Settle horse for approximately 10 seconds. Start lope to the right. Figure 8 at a slow lope.
4. & 5. Ride small Figure 8 at a slow lope.
6. & 7. Ride a larger Figure 8 at a faster lope.
8. Left roll back over hocks (should be made past far end marker).
9. Right roll back over hocks (should be made near end marker)
10. Stop, (should be made past center marker) let horse settle and in approximate area of stop, do the pivots.
11. Pivot, right or left, no more than 90 degrees.
12. Pivot opposite direction, no more than 180 degrees
13. Walk to judge and stop for inspection until dismissed

**Cutting** – AQHA rules.

**Fence Work** – The horse must control movements of a single steer at a dead run, heading it off and turning to both ways along the fence, then bringing it to the center of the arena to circle it once in each direction. This will be a judged event.

**Heading** – AQHA rules, with the following exceptions: a contestant may be given extra chances to show his horse in the case he

misses his first and second loops. This will depend on the number of entries in the class and available time, to be decided by the directors on the day of the show.

**Heeling** – AQHA rules, with the following exception: See Heading.


**Barrel Racing** – To be timed on a measured cloverleaf pattern with an electronic timer.

**Pole Bending** – To be timed on a measured standard pattern with an electronic timer.

**Ranch Conformation** – This class will be judged on balance, structural correctness, breed, and sex characteristics, and degree of muscling. Horses are to be shown in a good working halter (no silver). Horses will walk to the judge one at a time then trot strait to a cone. At the cone, the horse will continue trotting, turn to the left and trot toward the left fence of the arena. After each horse has trotted, horses will line up head to tail for individual inspection by the judge. The judge will inspect each horse from both sides, front and rear.

**Ranch Trail** – This class is designed to show a horse's ability and willingness to perform several tasks that might be asked of him during the course of a normal day's ranch work. The horse will be judged on three gaits (walk, trot, and lope) performed between six or more obstacles. A horse will be rewarded with higher credit for performing these gaits on the correct lead and with an alert attitude. Obstacles may include opening and closing a gate, roping a stationary steer, dragging

a log or tire, being hobbled, crossing a bridge, and loading into/out of a trailer.



## OPEN CLASS SECTION

### SECTION A: OPEN CLASS ARTS

Exhibits in this division are to be signed or initialed by the exhibitor. All painting or drawings must be original except for those entered in the copy class. Copies are to be entered only in copies.

Where there is no competition, exhibits will be awarded first, second, or third, according to the merits of the exhibit.

All pictures in Class 1, 2, & 5 are to be framed or mounted with glass being optional. All photos are to be framed.

All pictures in Class 1 & 2 must have wire or string hangers.

An exhibitor must use both an alphabetical and a numerical lot to enter an exhibit. For example, a landscape pencil drawing for a child five years old, would be listed as Section A, Class 3, Lot 4-A. For children's classes please list the age on the entry tag.

In class 1, 2, & 5, one item per lot number only. In class 3 & 4, children can enter as many entries as they would like.

- Class 1 - Adult**
- Class 2 - Advanced Amateur or Professional**
- Class 3 – Children, 9 & under**
- Class 4 – Children, 10-14**
- Class 5 – Children, 15-18**

**Lot #**

1. Oil
2. Watercolor
3. Acrylic
4. Pencil or Charcoal
5. Pen & Ink
6. Pastel
7. Mixed media
8. Copies
9. Paint by number
10. Miniature 10" x 10"
11. Collage
12. Computer-generated art
13. Crayon Drawing
14. Tempera Paint
15. Felt Tip marker
16. Silhouette
17. Geometric Art
18. Scratch Board
19. Any other art not listed & identify
20. Poem
21. Short Story
22. Journal
23. Writing with illustrations
24. Any other writing not listed & identify

**Lot #**

- A. Landscape
- B. Animals
- C. Wildlife
- D. Waterscape
- E. Portrait
- F. Buildings
- G. Abstract
- H. People
- I. Birds

- J. Still Life
- K. Floral
- L. Any other not listed & identify

**Open Class Art Grand Champion and Reserve Grand Champion awards sponsored by:**

**Class 1 – Adult  
SC Welding, Shilo and Karen Capp**

**Class 2 – Advanced Amateur  
SC Welding, Shilo and Karen Capp**

**Class 3 – 9 & under ages  
Volborg Store**

**Class 4 – 10-14 ages  
Barbero Auto and Ag**

**Class 5 – 15-18 ages  
Powder River County Fairboard**

**SECTION B: OPEN CLASS CLOTHING**

Articles must be made by person exhibiting.

Other entries made in same lot are for display only. All articles should be clean and well pressed.

**Children’s exhibits: There will be a separate children’s class.**

Children are encourage to enter and will be judged according to the Danish system. Thus, all children’s exhibits will be awarded a ribbon. **Children, be sure to state your age on your exhibit tag.** Children are considered 14 years and younger.

- Class 1 - Children’s Clothing (14 & under)**
- Class 2 - Adult Clothing (15 & older)**

**Lot #**

1. Infant wear, 1 piece
2. Infant wear, 2 piece
3. Infant sleeper
4. Baby carrier
5. Any other infant article not listed & identify
6. Child’s dress, 1 piece
7. Child’s dress, 2 piece
8. Child’s dress, quick or jiffy sew
9. Child’s jumper
10. Child’s T-shirt
11. Child’s Blouse
12. Child’s shirt
13. Child’s slacks
14. Child’s jeans
15. Child’s shorts
16. Child’s jogging outfit
17. Child’s vest
18. Child’s jacket
19. Child’s skirt
20. Child’s coat
21. Child’s snowsuit
22. Costume
23. Any other child’s wear not listed & identify
24. Adult dress, casual
25. Adult dress, 1 piece
26. Adult dress, 2 piece
27. Adult evening dress
28. Adult jumper
29. Adult Jacket
30. Adult blouse
31. Adult shirt
32. Adult T-shirt
33. Adult slacks
34. Adult jeans
35. Adult shorts
36. Adult skirt

- 37. Adult vest
- 38. Adult swimsuit
- 39. Adult clothing with specialty fabric
- 40. Adult pajamas
- 41. Any other adult article not listed & identify
- 42. Any other article not listed & identify



The following items should be made totally with the sewing machine or serger.

**Lot #**

- 43. Kitchen Apron, cover up
- 44. Kitchen Apron, ½ apron
- 45. Pillowcases, 2
- 46. Potholders, 2, functional
- 47. Potholders, 2, decorative
- 48. Placemats, 2
- 49. Napkins
- 50. Tablecloth
- 51. Tote bag
- 52. Purse
- 53. Pillow
- 54. Pillow with handwork detail
- 55. Doll Clothes
- 56. Stuffed animal
- 57. Wall Hanging
- 58. Sweatshirt - decorated (Sweatshirt may be purchased)
- 59. Machine Embroidered Item
- 60. Machine Embroidered Item, free motion quilting
- 61. Machine Embroidered Item, monogramming
- 62. Machine Embroidered Item, framed

- 63. Appliquéd fabric art
- 64. Appliquéd wall hanging
- 65. Appliquéd item, framed
- 66. Appliquéd item
- 67. Any other misc. sewing not listed & identify.

**SECTION C: OPEN CLASS  
HANDWORK**


Articles competing for prizes must be made by person exhibiting.

Other entries made in same lot are for display only. All articles should be clean and well pressed. All articles framed must have wire hangers. All needlework will be judged with regard to beauty, degree of perfection, amount of work, and suitability for the purpose for which it is intended.

**Children’s exhibits: There will be a separate children’s class.** Children are encouraged to enter and will be judged according to the Danish System. Thus, all children’s exhibits will be awarded a white, red, or blue sticker. **Be sure to state your age on your exhibit tag.** Children are considered 14 years and younger.

**Class 1 – Children’s Handwork (14 & Under)**

**Class 2 – Adult Handwork (15 & older)**



**Knitting**

**Lot #**

- 1. Potholders, set of 2, decorative
- 2. Potholders, set of 2, functional
- 3. Dish cloth, functional, 1
- 4. Crib cover
- 5. Vest, child
- 6. Vest, adult
- 7. Sweater, child
- 8. Pullover sweater
- 9. Cardigan Sweater
- 10. Shell
- 11. Coat
- 12. Afghan, twin
- 13. Afghan, double bed or larger
- 14. Knitted article by Senior Citizen
- 15. Knitted holiday decoration
- 16. Knitted then felted item
- 17. Item with embellishments
- 18. Any other knitted article not listed & identify

**Embroidery**

**Lot #**

- 19. Luncheon cloth or set
- 20. Tablecloth
- 21. Pillowcases, set of 2
- 22. Dresser Scarf
- 23. Tea towels, set of 2
- 24. Article of clothing embroidered, judged only on embroidery.
- 25. Framed, hand embroidered picture
- 26. Embroidered by Senior Citizen
- 27. Any other hand embroidered item not listed & identify

**Crochet**

**Lot #**

- 28. Infant set, 2 piece
- 29. Booties
- 30. Crib cover
- 31. Potholders, set of 2, functional
- 32. Potholders, set of 2, decorative
- 33. Dish cloth, functional, 1
- 34. Doily, starched (11" & under)
- 35. Doily, starched (12-34")
- 36. Doily, mounted & framed
- 37. Luncheon cloth
- 38. Table cloth
- 39. Vanity or buffet set of 3
- 40. Dresser scarf or TV scarf
- 41. Dresser scarf, crocheted item, no embroidery
- 42. Pillowcase, crocheted trim, no embroidery
- 43. Sweater
- 44. Vest
- 45. Pillow
- 46. Rug
- 47. Toy
- 48. Dolls
- 49. Clothes hanger
- 50. Holiday decoration
- 51. Afghan, granny stitch
- 52. Afghan, ripple stitch
- 53. Afghan, Navaho stitch
- 54. Afghan, afghan stitch
- 55. Afghan, baby
- 56. Afghan, any other stitch not listed & identify
- 57. Bedspread
- 58. Any article crocheted by Senior Citizen
- 59. Any other crocheted article not listed & identify.

**Quilts**

A beginner quilter has been quilting for 2 years, intermediate 3 to 5 years, and advanced 6 years or more. Please use your own judgment on which class you think you are in. The judge will have the final say and may change classes on the quality of the quilt.

- Class 1 – Beginner**
- Class 2 – Intermediate**
- Class 3 – Advanced**
- Class 4 – Children (14 & under)**
  
- Class A – King/Queen**
- Class B – Twin**
- Class C – Throw**
- Class D – Baby**

**Lot #**

- 60. Tied quilt or comforter
- 61. Appliquéd quilt
  - I. Hand quilted
  - II. Machine quilted
  - III. Commercial quilted
  - IV. Preprinted Fabric Hand Quilted
- 62. Pieced Quilt
  - I. Hand pieced
  - II. Hand quilted
  - III. Machine quilted
  - IV. Commercial quilted
- 63. Quilted as constructed
  - I. Hand quilted
  - II. Machine quilted
- 64. Rag Time
- 65. Chenille
- 66. Memory
- 67. Coverlet or bedspread
- 68. Table runner
- 69. Pillow
- 70. Quilted wall hanging
  - I. Large – 24" square or

more

II. Small – 24" square or less

- 71. Quilted clothing
- 72. Quilted by Senior Citizen
- 73. Any other quilted item not listed & identify

**Needlework**

**Lot #**

- 74. Cutwork pillowcases, set of 2
- 75. Cutwork, any other article & identify
- 76. Crewel embroidery, sofa pillow
- 77. Crewel embroidery, framed picture actual work smaller than 5x7"
- 78. Crewel embroidery, framed picture actual work 5x7" to 8x10"
- 79. Crewel embroidery, framed picture actual work over 8x10"
- 80. Any other crewel embroidery not listed & identify
- 81. Brazilian embroidery
- 82. Counted cross stitch, framed picture, actual work 5x7" & under
- 83. Counted cross stitch, framed picture, actual work 5x7" to 8x10"
- 84. 8x10" counted cross stitch, framed picture, actual work
- 85. Any other counted cross stitch not listed & identify
- 86. Cross stitched pillowcases, set of 2
- 87. Cross stitched tablecloth
- 88. Any other cross stitched article not listed & identify
- 89. Fold star article
- 90. Smocked pillow

- 91. Any other smocked article not listed & identify
- 92. Chicken scratch article
- 93. Trapunto, "raised quilting"
- 94. Needlepoint framed picture
- 95. Needlepoint, long stitch
- 96. Needlepoint pillow
- 97. Needlepoint, plastic canvas
- 98. Any other needlepoint not listed & identify
- 99. Needle punch article framed
- 100. Any other needle punch not listed & identify
- 101. Candle wicking pillow
- 102. Candle wicking sachet
- 103. Any other candle wicking not listed & identify
- 104. Needlework done by Senior Citizen

**Miscellaneous Handwork**

**Lot #**

- 105. Textile painted, tea towels, set of 2
- 106. Textile painted, pillowcases, set of 2
- 107. Textile painted, dresser scarf
- 108. Textile painted, wall hanging
- 109. Textile painted, pictures, set of 2 mounted and framed
- 110. Textile painted, portrait
- 111. Textile painted, picture, preshaded
- 112. Textile painted, picture, shaded
- 113. Textile painted, tablecloth
- 114. Textile painted, item of clothing
- 115. Any other textile painted article not listed & identify
- 116. Pillowcases, crochet trim, with embroidery

- 117. Dresser scarf, crochet trim, with embroidery
- 118. Tatted article, smaller than 10"
- 119. Tatted article, 10" or larger
- 120. Tatted edged article
- 121. Any other tatted article not listed & identify
- 122. Hairpin lace article
- 123. Any other hairpin lace article not listed & identify
- 124. Hooked rug
- 125. Latch hook wall hanging
- 126. Latch hook rug
- 127. Any other latch hook article not listed & identify
- 128. Tree skirt
- 129. Braided rug
- 130. Refrigerator magnets
- 131. Fashion accessories, collars, belts, etc
- 132. Purse
  - A. Woven
  - B. Knitted
  - C. Felted
  - D. Other
- 133. Pouch
  - A. Woven
  - B. Knitted
  - C. Felted
  - D. Other
- 134. Hats
  - A. Woven
  - B. Knitted
  - C. Other
- 135. Any other braided article not listed & identify

***SECTION D: OPEN CLASS CRAFTS***

When there is no competition, exhibits will be

awarded first, second, third, according to merit of the exhibit.

If an exhibit has been made from a kit, please state so on the exhibit tag.

If an exhibitor has more than one item made with the same technique and categorized under the same lot, pick one item to be judged and the other items will be for display only. More than one article may be entered in each lot number if they are different types of articles. For example, a jewelry lot might have 1 ring, 1 necklace, 1 pair of earrings, 1 bracelet, and 1 brooch. The superintendent and judge will use their discretion in adding more lots.

**Children's exhibits: There will be a separate children's class.** Children are encouraged to enter and will be judged according to the Danish System. Thus, all children's exhibits will be awarded a white, red, or blue sticker. **Be sure to state your age on your exhibit tag.** Children are considered 14 years and younger.

**Class 1 – Children's Crafts (14 & under)**

**Class 2 – Adult Crafts (15 & older)**

**Class 3 – Powder River Manor Residents (Nursing Home residents will be judged separate from other adults. All entries will receive a blue ribbon.)**

**Lot #**

- 1. Wood carving
- 2. Wood toy
- 3. Wood furniture



4. Wood novelty
5. Wood burning
6. Lathe woodwork
7. Any other wood craft not listed & identify
8. Stick horse
9. Greeting cards
10. Egg craft
11. Eggshell craft
12. Macaroni craft
13. Shell craft
14. Driftwood articles
15. Wreath, special occasion
16. Pine cone art
17. Potpourri article
18. Leather craft with lacing
19. Leather craft without lacing
20. Leather belt, carved or tooled
21. Leather belt, stamped
22. Leather purse
23. Leather billfold, carved or stamped
24. Any other leather craft not listed & identify
25. Vase
26. Bouquet of handmade flowers in vase (vase not handmade judged only on suitability)
27. Lamp
28. Covered lamp shade
29. Jewelry (only 1 kind-pair of earrings, ring, necklace, etc.)
30. Plaster of Paris
31. Bread dough
32. Foam craft
33. Bead craft
34. Mosaic
35. Decoupage
36. Dip and Drape
37. Macramé item
38. Yarn art
39. String art
40. Resin craft

41. Doll furniture
42. Handmade doll
43. Soft sculpture craft
44. Folded paper item
45. Paper snipping item
46. Quilling, floral design
47. Quilling, figurines
48. Paper mache
49. Popsicle stick craft
50. Match stick article
51. Shrink art
52. Soap carving
53. Paint-by-number
54. Weaving
55. Model craft – glued type (only 1 of each type)
56. Model craft – snap together (only 1 of each type)
57. Free form molding with clay
58. Terrarium
59. Ceramic item
60. Article made from potter's wheel
61. Etched glass item
62. Stained glass item
63. Fabric item
64. Christmas ornament
65. Wheat weaving
66. Calligraphy
67. Metal punch item
68. Copper tooling
69. Metal welding
70. Aluminum etching
71. No-sew calico
72. Magnet
73. Decorated basket
74. Hand woven basket
75. Stenciling
76. Weathervane
77. Clay sculpture
78. Candle
79. Taxidermy item
80. Miniatures
81. Gingerbread
82. Decorated sweatshirt

83. Holiday craft
84. Diorama
85. Paper craft
86. Class or group project
87. Recycled craft project
- 88-92. Rubber stamping item, Identify
- 93-97. Scrapbook item, identify
98. Any other craft project not listed & identify

**Class 4 - Tole Painting**

**Lot #**

99. Animals and birds
100. Flowers
101. Flowers, miniature 4" or smaller
102. Fruits & vegetables
103. Landscape
104. Mini landscape – 4" or smaller
105. Person or people
106. Rosemaling
107. Still life
108. Seasonal
109. Mix media
110. Painting on glass
111. Painting on metal
112. Painting on fabric
113. Painting on porcelain
114. Painting on furniture – large
115. Painting on furniture – small
116. Any other tole painting not listed & identify

**Class 5 – Gourd Art**

**Lot #**

117. Woodburned Gourd
118. Birdhouse Gourd
119. Gourd Mask
120. Light or Lamp

- 121. Faux Leather Tooled Gourd
- 122. Gourd Vase (with or without Arrangement)
- 123. Combination of techniques on a Gourd
- 124. Gourd with cutouts
- 125. Gourd Basket
- 126. Carved Gourd
- 127. Gourd Ornament
- 128. Gourd Jewelry
- 129. Holiday Gourd
- 130. Instrument made from Gourd
- 131. Zentangle Art on Gourd
- 132. Any other Gourd not listed & identify

**SECTION E: OPEN CLASS CROPS**

In judging threshed grain, the points most considered are: purity, uniformity, and the fitness of the sample for the purpose for which the particular class of grain is used.

In sheaf samples of grain, the evidence of high yielding ability of grain is not judged on its forage qualities. Sheaves entered must be at least 2-3 inches in diameter just below the heads of grain and tied snugly in three places. Leaves need not be stripped from steam.

Forage exhibits are judged on their forage quality. This means the entire plant is considered. Proper curing, which retains the leaves and color, is essential in preparing forage exhibits. Forage sheaves 4-6 inches in diameter are to be tied at the base and middle.

**Note: It is the intent of the Fair Board that a crops exhibit shall be shown only at the Powder River County Fair, and then discarded.**

**Children’s exhibits: There will be a separate children’s class.** Children are encouraged to enter and will be judged according to the Danish System. Thus, all children’s exhibits will be awarded a white, red, or blue sticker. **Be sure to state your age on your exhibit tag.** Children are considered 14 years and younger.

- Class 1 – Children’s Crops (14 & younger)**
- Class 2 – Adult Crops (15 & older)**

**Division A – Threshed Grain**  
**Division B – Sheaf Grain**

An exhibit must be one quart of threshed grain. One sheaf equals 2-3 inches in diameter just below the head. Tie sheaf in 3 places.

**Lot #**

- 1. Winter Wheat
- 2. Spring Wheat
- 3. Oats
- 4. Barley
- 5. Any other sheaf or threshed grain not listed & identify



**Division C – Forage Crops**

**Lot #**

- 6. Sheaf Alfalfa
- 7. 6” section of bale of alfalfa, placed in a box
- 8. Sheaf of any other forage crop not listed & identify

**Division D – Small Seed**

1 quart of seed

**Lot #**

- 9. Alfalfa seed
- 10. Grass seed
- 11. Any other seed not listed & identify

**Division E – Oil Crops**

One cured sheaf 4-6 inches in diameter, tied at the base & middle.

**Lot #**

- 12. Sunflower Sheaf
- 13. Safflower Sheaf
- 14. Any other oil crop sheaf & identify

**SECTION F: OPEN CLASS FLORAL**

**FRESH FLOWERS**

Cutting: Cut fresh flowers early in the morning, when they have had the benefit of the night’s cooler air. Stems are tight with water, leaves are covered with dew, and most blossoms have recovered from excesses of prior day’s heat. While it is possible to cut flowers in late evening, morning-cut flowers will have greater vigor.

Whenever possible, choose buds about to open and flowers just beginning to show pollen rather than older blossoms.

Plunge the cut flower stems into a bucket of TEPID water, not

cold water, as cold water interferes with absorption of water.

Use a sharp knife or scissors to cut the stems, either slant wise or horizontally, but recent studies show that it makes little difference which method is used, just don't bruise the stem. Make sure the containers the flowers are placed in are clean.

Some flowers, such as roses, may be cut several days ahead of time. Roses can be plunged in hot water and kept in the refrigerator until the show, approximately 10 days before. Rose buds may be cut when just opening. Take the roses out of the refrigerator the morning before the show.

There are many water conditioners: commercial preservatives, 1 Tbsp. of corn syrup and 10 drops of liquid bleach in a quart of warm water, 1 part pop (lemon-lime) to 2 parts water, or 2 aspirin tablets in ½ pint of water. Use tepid water.

#### MISCELLANEOUS HINTS

All old blossoms, bug-eaten blossoms, broken leaves, etc., should be removed as carefully as possible by the exhibitor.

Uniformity is very important – length of stem, size of flowers, and maturity of flowers – all should be as near alike as possible.

Flowers need not be all the same color in an exhibit, however, uniformity is important. Colors should be as much the same colors as possible, but other things are important in judging as listed above.

Try to make sure your exhibits are not insect infested.

PLEASE WATCH THE NUMBER OF STEMS CALLED FOR IN THE EXHIBIT LIST!

**All entries except floral arrangements must be displayed in clear glass jars or containers. Watch for the number of stems. It is suggested to write the name of the variety on the entry tag if the entry is not common.**

All flowers must be grown by the exhibitor except for the arrangements.

Each person may only enter one entry per lot number.

Bloom = 1 flower

Stem = 1 flower on 1 stem, may have foliage unless stated

Spike = A single stem possessing many individual florets

Spray = Multi flowers and/or buds on 1 stem

Stalk = A stiff stem which may or may not branch with 1 or more flowers

#### FLOWERS

**Class 1 – Children's Flowers (14 & younger)**

**Class 2 – Adult Flowers (15 & older)**

#### Lot #

1. Asters, 3 stems, or 3 sprays depending on variety
2. Bachelor buttons, annual, 4 stems
3. Bachelor buttons, perennial, 4 stems
4. Balsam, 4 stems
5. Begonia, 1 bloom

6. Bells of Ireland, 3 stems
7. Calendulas, 4 stems, no foliage
8. Carnations, 3 stems
9. Celosia, 3 stems
10. Chrysanthemums, 3 sprays
11. Cockscomb, 3 stems
12. Columbine, 3 stems
13. Coreopsis, 4 stems
14. Cosmos, (white, rose, purple variety) 3 sprays
15. Cosmos, (red, yellow, orange variety) 3 sprays
16. Dahlias, grown from seed, 2 stalks
17. Dahlias, grown from bulb (small) 1 stalk
18. Dahlias, grown from bulb (large) 1 stalk
19. Daisy, African, 4 stems, no foliage
20. Daisy, annual, 4 stems
21. Daisy, perennial, 3 stems
22. Everlasting flower (any variety of dry flower freshly cut) 3 stems/sprays
23. Gaillardia, 4 stems, no foliage
24. Geranium, 2 stems or stalks
25. Gladiolus, 1 spike
26. Gladiolus, 3 spikes (mixed colors)
27. Gladiolus, 3 spikes (one color)
28. Golden glow, 3 sprays
29. Larkspur, 3 stems or stalks
30. Lily, daylily, 1 stem
31. Lily, (trumpet, tiger type variety) 1 stem
32. Lythrum, 3 stems
33. Marigold, small, 1 stem
34. Marigold, medium, 1 stem
35. Marigold, large, 1 stem
36. Nasturtium, no foliage, 3 stems
37. Nicotiana, 4 sprays

38. Pansy, 4 stems
39. Petunia, single, 3 stems (one set of leaves must be retained)
40. Petunia, double, 3 stems (one set of leaves must be retained)
41. Petunia, fringe or ruffled, 3 stems (one set of leaves must be retained)
42. Petunia, giant, 3 stems (one set of leaves must be retained)
43. Phlox, annual, 3 sprays
44. Phlox, perennial, 3 stems
45. Pinks, 3 stems
46. Rose, peace tea, 1 stem (at least 6" stem)
47. Rose, red tea, 1 stem (at least 6" stem)
48. Rose, pink tea, 1 stem (at least 6" stem)
49. Rose, white tea, 1 stem (at least 6" stem)
50. Rose, any other color tea, 1 stem (at least 6" stem)
51. Rose, bud tea, 1 stem (at least 6" stem)
52. Rose, floribunda, 1 spray
53. Rose, miniature, 1 spray
54. Rudbeckia, Gloriosa Daisy, 3 stems
55. Salvia, 3 stems
56. Snapdragon, single, 4 stems
57. Statice, 3 stalks
58. Sunflower, 2 stems
59. Sweetpea, annual, 4 stems
60. Sweetpea, perennial, 4 stems
61. Verbena, 3 stems
62. Viola, 4 stems, with foliage
63. Zinnia, Giant (around 4"s) 3 stems
64. Zinnia, Medium, 3 stems
65. Zinnia, Small, 3 stems

66. Zinnia, novelty, such as Mexican, Whiligig, 3 stems
67. Zinnia, Dwarf, 3 stems
68. Zinnia, Largest, quality, 1 stem
69. Flower herb, 3 stems or 3 sprays depending on variety
70. Any other flower not listed, 3 sprays or stems, & identify

**PLANTS**

**Lot #**

71. African Violet plant
72. Blooming plant – indoors
73. Blooming plant – outdoors
74. Cactus
75. Coleus
76. Dish Garden – living plants
77. Fern
78. Novelty plant – indoors
79. Novelty plant – outdoors
80. Vine or trailing plant
81. Outdoor plant/plants in planter
82. Plant in unique container – indoors
83. Plant in unique container – outdoors
84. Terrarium of living plants
85. Any other plant not listed & identify

**ARRANGEMENTS**

**Please use only dried, fresh, or silk flowers. No plastic.**

**Lot #**

86. All white colors: Use white container, foliage need not be white
87. All one hue (color) up to 4 tints or tones of one hue

allowed. Foliage color allowed.

88. Three different colors, container should be one of the three colors
89. Candles in flower arrangement
90. Dried arrangement excluding a wall arrangement
91. Dried arrangement for wall hanging
92. Flowers in a basket, fresh
93. Flowers in a basket, dried
94. Grandmother's Old Fashioned arrangement (old fashioned)
95. Herb arrangement
96. Holiday arrangement
97. Miniature, fresh, must not be over 4" including container
98. Miniature, dried, must not be over 4" including the container
99. Religious arrangement
100. Rose/roses in a rose bowl
101. Weeds/grasses and driftwood arrangement
102. Western theme
103. Wildflower arrangement
104. Gladiolus arrangement
105. Any other arrangement not listed & identify

**SECTION G: OPEN CLASS FOODS**

All exhibits must be the work of the exhibitor. One item per lot number.

A judge may award a first, second, and third place sticker in each lot number if the exhibits are worthy of those stickers.

No exhibit to be judged will be accepted with name of exhibitor showing.

**All foods must be displayed on meat trays (available at the Powder River County Extension Office or at the Community Center on Fair days), covered with a plastic bag, and sealed with a twist top or a zip lock closure. The exhibit tag should be securely attached to the outside of the bag.**

Perishable foods should not be consumed following the Fair.

**Class 1 – Children’s Foods (14 & younger)**

**Class 2 – Adult Foods (15 & older)**

**YEAST & BREADS**

**Lot #**

1. ½ Loaf, white bread, handmade
2. ½ Loaf, white bread, machine made
3. ½ Loaf, raisin bread, handmade
4. ½ Loaf, raisin bread, machine made
5. ½ Loaf, wheat bread, handmade
6. ½ Loaf, wheat bread, machine made
7. ½ Loaf using home ground flour
8. Rye bread, ½ Loaf
9. Breakfast bread, ½ Loaf
10. Fancy coffee cake
11. Plain white rolls (no egg), 4
12. Dinner roll, 4
13. Whole Wheat rolls, 4

14. Fancy or party yeast rolls, rich dough, 4
15. Cinnamon rolls (no frosting), 4
16. Any other loaf not listed & identify
17. Any other rolls not listed & identify

**QUICK BREADS**

Quick breads should be golden brown and have a slightly rough top surface in appearance. The flavor should be delicate, mild,



and distinctive of kind. Texture of the bread should be moist, tender, and thin crusted.

Fairly uniform cell structure should be throughout the bread. A standard bread pan should be used.

One half loaf or 4 rolls constitutes an entry.

**Lot #**

18. Banana bread
19. Date bread
20. Coffee cake
21. Nut bread
22. Biscuits, 4
23. Muffins, 4
24. Zucchini bread
25. Any other quick bread not listed & identify

**CAKES**

Cakes are three main types: butter, sponge, and fruit. A well made cake is properly baked and of uniform thickness. It should be even grained, fine and delicate in

the texture, and should have good flavor.

When icing is used, it should be smooth and glossy in appearance, but not too sticky.

Two layer cakes are to be exhibited on a plate; one layer cake shall be on a flat surface.

**Lot #**

26. Spice cake, ½ layer, 8” or 9”, no icing
27. Angel food cake, no icing, ½ cake
28. Chiffon cake, no icing, ½ cake
29. White 2 layer cake, frosted, ½ cake
30. Chocolate 2 layer cake, frosted, ½ cake
31. Dark fruit cake, ½ of a loaf, no icing
32. Applesauce cake, ½ layer, 8” or 9”, no icing
33. Fancy decorated birthday cake, judged only on decoration, can have a fake cake structure underneath decoration
34. Fancy decorated any other occasion cake, judged only on decoration, can have a fake cake structure underneath decoration
35. German chocolate cake
36. Any other cake not listed & identify

**COOKIES & SMALL CAKES**

All cookies should be uniform in size, approximately 2” in diameter. Drop cookies may not be perfectly symmetrical. Four cookies or four small cakes shall constitute an entry.



**Lot #**

- 37. Sugar cookies, rolled
- 38. Cutout cookies, rolled, not decorated
- 39. Oatmeal cookies, drop
- 40. Brownies, with nuts
- 41. Doughnuts, fried cake, unglazed
- 42. Doughnuts, raised, unglazed
- 43. Chocolate drop cookies
- 44. Peanut butter cookies
- 45. Chocolate chip cookies
- 46. Soft molasses cookies
- 47. White cupcakes, frosted
- 48. Decorated cookies
- 49. Any other bar cookies not listed & identify
- 50. Any other drop cookies not listed & identify
- 51. Any other type cookies not listed & identify

**PIES**

The crust of pies should be flaky and tender, well browned and of uniform thickness. The upper crust of two crust pies should be adequate with evenly distributed air spaces to allow for escape of steam.

Fillings should be of uniform thickness and texture throughout the pie and a consistency to cut and hold shape. Purchased pie fillings are not acceptable; they must be made from scratch.

One 8" or 9" pie shall constitute an entry.

**Lot #**

- 52. Apple pie
- 53. Pumpkin pie
- 54. Cherry pie

- 55. Mincemeat pie
- 56. Rhubarb pie
- 57. Blueberry pie
- 58. Pecan pie
- 59. Any other pie not listed & identify

**CANDY**

Six uniform-sized pieces of candy constitute an entry.

**Lot #**

- 60. Divinity
- 61. Chocolate fudge
- 62. Chocolate fudge made with marshmallow cream
- 63. Caramels
- 64. Penuche
- 65. Peanut brittle
- 66. Mints
- 67. Any other candy not listed & identify

**DRIED FOODS**

Foods must be displayed on a small tray, covered with a plastic bag and sealed with a twist top or zip lock closure. Products must be uniform in size. More than one type may be entered in each lot.

**Lot #**

- 68. Fruit leather, identify, 4 pieces
- 69. Dried fruit, identify, ½ cup
- 70. Dried jerky, 4 pieces, identify type of meat
- 71. Hamburger jerky, 4 pieces, identify
- 72. Dried vegetables, identify, ¼ cup
- 73. Dried herb, identify, 2 Tbsp.

- 74. Any other dried good not listed & identify

**CANNED FOODS**

Exhibits must have been prepared during the season and never exhibited before.

Exhibits must be canned according to USDA standards and exhibited in regulation canning quart, pint, or half-pint jars. Jars should be filled with food to the shoulder, and to the bottom of the neck with liquid.

Jars may be opened in close competition when considered necessary by the judge. Jellies, jams, & pickles will be opened for judging.

Jars should not be colored or have rusty tops. Side labels are necessary; **MUST STATE NAME OF PRODUCT AND DATE PROCESSED.**

One regulation jar shall constitute an entry.

**JELLY**

An excellent jelly should be a transparent, palatable mass that will quiver, not flow, when turned from the mold. Jellies should be shown in standard jelly jars. Jars should be sealed with a lid and no paraffin.

**Lot #**

- 75. Grape
- 76. Currant
- 77. Wild plum
- 78. Crabapple
- 79. Beet
- 80. Gooseberry

81. Chokecherry, combination or with pectin
82. Any other jelly not listed & identify

**JAM & BUTTER**

Jam – crushed small fruit or small pieces of fruit, cooked to a thick spreading consistency. May be jelly-like consistency but not rubbery.

Butter – Fruit butters should mound up when a small amount is dropped from a spoon – but not cut like jelly nor should there be any free liquid. Use regulation pint or half-pint jars.

**Lot #**

83. Chokecherry
84. Strawberry
85. Raspberry
86. Peach jam
87. Fruit-rhubarb combination
88. Apple butter
89. Plum butter
90. Grape
91. Any other jam not listed & identify
92. Any other butter not listed & identify

**MARMALADE & PRESERVES**

Marmalades are soft fruit jellies containing small pieces of fruit or peelings evenly suspended in transparent jelly.

Preserves are fruits preserved with sugar so that the fruit retains its shape and is shiny, tender, and plump. The syrup is clear and varies from the thickness of honey to that of soft jelly.

Exhibits must be in regulation pint, or half-pint jars.

**Lot #**

93. Orange marmalade
94. Any other marmalade not listed & identify
95. Cherry preserves
96. Peach preserves
97. Strawberry preserves
98. Any other preserves not listed & identify

**PICKLES**

Choose uniform sized cucumbers. For best flavor and texture, pickling cucumbers should be used within 24 hours after picking.

**Lot #**

99. Sweet, cucumber
100. Green tomato
101. Dill, quart (may be canned the previous year)
102. Bread and butter
103. Pickle relish
104. Beet
105. Sweet crabapple
106. Carrot
107. Zucchini, identify
108. Any other pickle not listed & identify

**CANNED FRUIT**

Canned fruit, to be scored as excellent, should be selected carefully and should have the characteristic flavor with as perfect form as possible. A solid, uniform, economical, and attractive pack is desirable, with only enough clear syrup to fill

spaces. Container must be neat and clean.

**Lot #**

109. Apricots
110. Peaches
111. Pears
112. Plums
113. Sweet cherries
114. Sour cherries
115. Rhubarb
116. Applesauce
117. Fruit Juice, label
118. Any other canned fruit not listed & identify

**CANNED VEGETABLE**

Vegetables must be pressure canned and uniform in age (young, tender products should be selected), size, and shape; solid economical and attractive in pack.

**Lot #**

119. Peas
120. Beets, cut
121. Beans, green, cut
122. Beans, yellow, cut
123. Corn, off the cob
124. Tomatoes, whole
125. Tomato ketchup
126. Chili sauce
127. Carrots, cut
128. Carrots, whole
129. Salsa
130. Any other vegetable not listed & identify
131. Any other sauce not listed & identify

**MISCELLANEOUS**

**Lot #**

- 132. Display of Honey in a No. 1 plastic or glass jar honey container
- 133. Sugar art
- 134. Mixed media
- 135. Gingerbread art

**SECTION H: OPEN CLASS GARDEN**

**Vegetables at Fairs**

For all root crop, cut the top off, leaving approximately ¾ inches of top intact with the root. Wash roots gently, but avoid injury to the skin. If storage is necessary, put them in a cool, moist place.

**Cabbage** – Trim lower leaves from heads.

**Celery, Celeriac, Swiss Chard, Endive, Leaf Lettuce, Kohlrabi, Parsley, Dill, and Spinach** – Remove the roots and underground portion of stem, but leave the crown. Wash if needed. Keep in a moist and cool place.

**Onions (dry)** – Approximately 8 days before the fair, pull and twist tops and remove outer layer of dirty skin. Spread them in an open shed so air will pass over them until time to take to the fair. Remove the tops and clip off the roots; but in doing so, avoid damage to the node or basal plate. Choose well formed bulbs, avoiding “doubles”, thick necks or other off-type specimens.

**Leeks and Green Onions** – Dig immediately prior to going to the fair. Avoid damage to node or basal plate. Remove outer layer of skin to get soil off. Wash. Choose specimens that are well blanched or white.

**Sweet Corn** – Remove part of husk leaving 2 or 3 layers for protection against drying. Cut off stem back to the outer layer of husk. Choose well pollinated and well developed ears with good tip cover and tip full, in the “milk” stage.

**Cucumbers** – Harvest by cutting stems, leaving approximately ¼ inch of stem. Avoid injury to fruit. Wash if necessary. Choose well-shaped specimens. Those extremely pointed, dumbbells, and badly crooked are looked on as off-type.

**Eggplant** – Leave stem intact with fruit. Choose specimen with skins not dry, but firm to the feel or those which are tender and succulent. Uniformity is important, too.

**Kohlrabi** – Remove roots, but leave above ground portion of stem. Remove leaves, but avoid injury to the skin. Tenderness is important.

**Muskmelon & Watermelon** – Leave about 1 inch of stem. Wash if necessary.

**Peas** – Choose those that are sweet, moist, and tender and not those that are bitter, dry, and tough or woody. Wash if necessary.

**Peppers** – (Sweet) Choose specimens that are firm or meaty. Leave approximately ¼ inch of

stem. Keep in a cool, moist place. Avoid injury, wash if necessary. If premium list calls for Green Pepper, then do not include ripe or even partially ripe (reddening) specimens.

**Pumpkins** – Cut stems where they attach to the vine. Wash if necessary.

**Rhubarb** – Leave about 1” of green portion of leaf. Leave base of petiole (stem) intact. Wash.

**Summer Squash** – Leave stem. Choose tender specimen. For the long type, they may be from 5 to 8 inches long. For the round type and some crooked necks, choose those which are tender and succulent. Some types are ready for use as soon as the blossom has withered.

**Winter Squash** – Same as pumpkin.

**Tomatoes** – (Ripe) Remove stems. Avoid injury. Wash.

**Tomatoes** – (Green) Leave stems. Choose specimens that are not turning reddish.

**JUDGING FACTORS**

Condition, type, and uniformity are the three things judges go by. Condition includes primeness of the optimum stage of maturity for intended use; tenderness or toughness; size, cleanliness, freedom from damage, preparation, and freedom from defects caused by insects, disease, and any other things.

Type includes trueness in shape or variety name, and the

degree of roughness or smoothness.

Uniformity includes the factors of consistency in type, color, size, and quality.

Condition and type are directly related to the actual value (nutritional, palatability, or preparability) of the vegetable.

Though the factor of uniformity is demanded on the market today, it adds nothing to the actual value of the vegetable, yet we do not ignore it.

Emphasis among the factors of condition, type, and uniformity will vary among vegetable species. Primeness or stage of maturity is critically important with sweet corn, asparagus (not often shown), snap beans, broccoli, cauliflower, cucumbers, eggplant, peas, spinach and summer squash.

Uniformity is especially important for baking potatoes and cucumbers.

Type is very important for potatoes, tomatoes, cucumbers, onions, and others. Therefore, point scoring will vary from one species of vegetable to the next.

(Prepared by Orville McCarver, Past Extension Horticulturist, Bozeman, MT)

Exhibits that do not contain the required number of vegetables will not be considered for awards. Exhibits will be judged for uniformity, maturity, variety characteristics, freedom from disease, and quality. Place all exhibits on paper plates – except for heavy vegetables. (Plates will not be furnished.)

**Class 1 – Children’s Garden  
(14 & younger)**

**Class 2 – Adult Garden  
(15 & older)**

**GARDEN**

**Lot #**

1. Beans, pole, 8 pods
2. Beans, dry, 8 pods
3. Beans, yellow, fresh, 8 pods
4. Beans, green, fresh, 8 pods
5. Beans, purple, fresh, 8 pods
6. Beans, lima, fresh, 6 pods
7. Beets, 3
8. Beets, white, 3
9. Beets, gold, 3
10. Broccoli, 1 head
11. Brussel sprouts, 4
12. Cabbage, round, 1
13. Cabbage, conical, 1
14. Cabbage, flat, 1
15. Cabbage, red, 1
16. Leaf lettuce
17. Cantaloupe or muskmelon, 1
18. Carrots, half long, 3
19. Carrots, long, 3
20. Carrots, Red, 3
21. Carrots, White, 3
22. Carrots, Purple, 3
23. Carrots, Yellow, 3
24. Cauliflower, 1
25. Celery, 1
26. Cucumbers, burpless, 4
27. Cucumber, slicing, 4
28. Cucumbers, pickling, 4
29. Eggplant, 1
30. Kohlrabi, 3
31. Leeks, 1
32. Okra, 3
33. Onions, red or yellow, 3
34. Onions, white, 3
35. Onions, pickling, 4



36. Onions, green bunching, 6
37. Parsnips, 3
38. Peas, 6 pods
39. Peas, edible pod, 6 pods
40. Peppers, red, sweet, 3
41. Peppers, green, hot 3
42. Peppers, red, hot, 3
43. Peppers, bell, 3
44. Any other pepper not listed & identify, 3
45. Pumpkin, 1
46. Pumpkin, small sugar, 2
47. Largest pumpkin, 1, judged by weight
48. Rhubarb, 3 stalks
49. Squash, table queen, 1
50. Squash, buttercup, 1
51. Squash, hubbard, 1
52. Squash, marble, 1
53. Squash, any other winter, 1, & identify
54. Squash, zucchini, 2, 8” or under
55. Squash, zucchini, 1, largest, judged by weight
56. Squash, yellow, straight or crookneck, 2
57. Squash, zucchini, yellow
58. Squash, white or scallop, 2
59. Squash, any other summer, 2, & identify
60. Squash, largest, 1 judged by weight
61. Sunflower, 1 head
62. Swiss chard plant, 1
63. Sweet corn, 3
64. Turnips, table, 3
65. Tomatoes, Cherry, 3
66. Tomatoes, red, 3
67. Tomatoes, green, 3
68. Tomatoes, heirloom, 3
69. Tomatoes, small ripe, 3
70. Tomatoes, yellow pear, 3
71. Watermelon, 1

- 72. Watermelon, largest, judged by weight
- 73. Potatoes, round red, 3
- 74. Potatoes, early round white, 3
- 75. Potatoes, russet, 3
- 76. Potatoes, any other not listed, 3, & identify
- 77. Strangest naturally grown vegetable
- 78. Collection of garden products in basket, box, or appropriate display, five items at least, judged on quality and arrangement.
- 79. Vegetable, decorated, dressed or carved, etc.
- 80. Any other vegetable not listed: If similar to carrot, beet, or corn, bring 4. If pea or bean type vegetable, 8 specimens. Identify.
- 81. Ornamental vegetable.

**FRUITS**

**Lot #**

- 82. Plate of yellow apples, any variety, 5, leave stems on
- 83. Plate of green apples, any variety, 3
- 84. Plate of any other apples, 5
- 85. Plate of crabapples, 5
- 86. Plate of hybrid plums, 5
- 87. Plate of wild plums, 5
- 88. Pint of compass cherries
- 89. Pint of sand cherries
- 90. Strawberries, 10
- 91. Gooseberries, 10
- 92. ½ pint of currants
- 93. Black raspberries, 10
- 94. Red raspberries, 10
- 95. Chokecherries, 10
- 96. Any other fruit not listed: If similar type fruit to large

apples, bring 5; if similar to small fruit, 10.

**HERBS**

**Lot #**

- 97. Dill, 3 stalks
- 98. Parsley, 5 stems tied in a bunch
- 99. Marjoram, 3 stems
- 100. Chives, 5 stems
- 101. Basil, 3 stems
- 102. Fennel, 3 stems
- 103. Mint, 3 stems
- 104. Garlic, 3 cloves
- 105. Oregano, 3 stems
- 106. Sage, 3 stems
- 107. Rosemary, 3 stems
- 108. Thyme, 3 stems
- 109. Any other herb not listed & identify



- Class 2E – Limousin**
- Class 2F – Crossbred**
- Class 2G – Any other**

**Lot #**

- 1. Female, 1 to 12 months
- 2. Bull, 1 to 12 months
- 3. Female, over 12 to 24 months
- 4. Bull, over 12 to 24 months
- 5. Female, over 24 to 36 months
- 6. Female, over 36 months or older
- 7. Female, over 12 to 24 months, and calf
- 8. Female, over 36 months, and calf
- 9. Female over 36 months and older, and calf

**Class 3 – Orphan Calf**

Non 4-H exhibitors under 9 years of age. No prior entry required.

**SECTION I: OPEN CLASS LIVESTOCK**

**Class 1 – Market Beef**

These animals will not be sold.

**Lot #**

- 1. Market beef, all breeds

**Class 2 – Beef Breeding**

All animals shall be exhibited by the owner. Grades and/or purebreds will be shown together within each breed.

- Class 2A – Hereford**
- Class 2B – Angus**
- Class 2C – Charolais**
- Class 2D – Simmental**

**Lot #**

- 1. Calf will be judged on gentleness and relationship with exhibitor.

**Class 4 – Lambs**

Only lambs under 1 year of age may be shown.

Lambs will be judged on condition, conformation, and thriftiness.

**Lot #**

- 1. Single Market Lamb
- 2. Pen of 3 feeder lambs
- 3. Single feeder lamb



**Class 5 – Bum lamb**

Non 4-H exhibitors under 9 years of age. No prior entry required.

**Lot #**

1. Lambs are judged on gentleness and relationship with exhibitor.

**Class 6 – Sheep Breeding**

Sheep entered in breeding classes will be judged upon breeding type and characteristics, quality, and development for age.

Animals in this class must show evidence of grooming and fitting.

- Class 6A – Targhee**
- Class 6B – Columbia**
- Class 6C – Hampshire**
- Class 6D – Suffolk**
- Class 6E – Corriedale**
- Class 6F – Polypay**
- Class 6G – Any other**

**Lot #**

1. Ewe lamb
2. Yearling lamb
3. Ewe & lamb or lambs – 2 year old
4. Ewe & lamb or lambs – 3 year old
5. Ram lamb
6. Yearling ram
7. Ram – 2 years and over

**Class 7 – Fleece**

**Class 7A – Ewe Wool**

**Lot #**

1. Fine, 64-80 microns
2. Medium, 50-62 microns
3. Course, 44-48 microns
4. Very Course, 36-40 microns

**Champion Ewe Fleece Award - FFA, 4-H, and Open Class - sponsored by Tri-state Wool Marketing Association**

**Class 7B – Ram Wool**

**Lot #**

5. Fine, 64-80 microns
6. Medium, 50-62 microns
7. Course, 44-48 microns
8. Very Course, 36-40 microns

**Class 7C – Lamb Wool**

**Lot #**

9. Fine, 64-80 microns
10. Medium, 50-62 microns
11. Course, 44-48 microns
12. Very Course, 36-40 microns

**Class 8 – Dairy**

**Lot #**

1. Female, 1 to 12 months
2. Female, 12 to 24 months
3. Female, 24 months and older
4. Cow and calf

**Class 9 – Dairy Goat**

Class is open to all dairy goats regardless of breed.

**Lot #**

1. Female, 1 to 12 months
2. Female, 12 to 24 months
3. Female, 24 to 48 months
4. Dairy goat and kid(s)
5. Angora goat, female
6. Angora goat, male

**Class 10 – Swine breeding**

A litter is comprised of four pigs at least 2 months of age or both sexes, farrowed by one sow. To enter in the individual lots, separate individuals are required.

**Lot #**

1. Any gilt, 5 through 12 months of age
2. Sow and litter

**Class 11 – Poultry**

Class is open to all breeds with primary emphasis on egg production traits.

**Lot #**

1. Pen three pullets
2. 1 rooster and 2 hens
3. Any other breed, specify

**Class 12 – Rabbit**

Exhibitor must be present when rabbits are being judged.

**Lot #**

1. One buck, 1-3 months, any breed
2. One buck, 3-6 months, any breed
3. One buck, 6 months & older, any breed

4. One doe, 1-3 months, any breed
5. One doe, 3-6 months, any breed
6. One doe 6 months & older, any breed
7. One doe, with kits

**SECTION J: OPEN CLASS  
PHOTOGRAPHY**

Photos should not have been exhibited at any prior Powder River County Fair.

A photo should be exhibited only once. **Exhibitor may enter only 1 photo per lot number.**

All photos should be mounted or framed. Wire or string hangers are required for those 5x7" or larger.

**Children's Exhibits—There will be a separate children's class.** Children are encouraged to enter and will be judged according to the Danish system. Thus, all children's exhibits will be awarded a white, red, or blue sticker. Be sure to state your age on your exhibit tag. Children are considered 14 years or younger.

For exhibit only: Pictures of unusual happenings or occurrences or those that are great conversational pieces. These will not be judged.

Adults will enter in the Amateur, Advanced Amateur, Advanced Plus, or Very Experienced classes upon request.

"PHOTOS" are size 3x3" to less than 5x7." "ENLARGEMENTS" are 5x7" and up.

- Class 1 – Children Photos**
- Class 2 – Children Enlargements**
- Class 3 – Children Black & White Photos**
- Class 4 – Children Black & White Enlargements**
- Class 5 – Amateur Photos**
- Class 6 – Amateur Enlargements**
- Class 7 – Amateur Black & White Photos**
- Class 8 – Amateur Black & White Enlargements**
- Class 9 – Advanced Amateur Photos**
- Class 10 – Advanced Amateur Enlargements**
- Class 11 – Advanced Amateur Black & White Photos**
- Class 12 – Advanced Amateur Black & White Enlargements**
- Class 13 – Advanced Plus Photos**
- Class 14 – Advanced Plus Enlargements**
- Class 15 – Advanced Plus Black & White Photos**
- Class 16 – Advanced Plus Black & White Enlargements**
- Class 17 – Very Experienced Photos**
- Class 18 – Very Experienced Enlargements**
- Class 19 – Very Experienced Black & White Photos**
- Class 20 – Very Experienced Black & White Enlargements**

**Lot #**

1. Action
2. Agricultural
3. Animal/Animals
4. Animal character study

5. Architecture (showing line & shapes)
6. Baby or babies (3 or under)
7. Bird(s)
8. Boats or ships (pertaining to either, but include one or the other, boat, canoe, raft, or ship)
9. Character study – adult (capture character not formal portrait)
10. Character study – children (capture character not formal portrait)
11. Children (Four and older)
12. Christmas card scene
13. Cityscape
14. Creative use of light
15. Digital (graphic alteration or color alteration)
16. Farm Machinery
17. Farm Scene
18. Flowers (distinguishable)
19. Foliage/leaves
20. Food
21. Framing (a boarder around a subject such as frame of anything, viewing a scene beyond)
22. Humor
23. Industrial
24. Insects
25. Landscape (distant country side)
26. Lines
27. Macro (close-up of small subject)
28. Mono-Chromatic/Camouflage
29. Nature Study
30. Old Buildings
31. Panoramic
32. Patterns
33. People
34. Pets

- 35. Portraits
- 36. Reflections
- 37. Relationships (a connection between people or animals and so forth)
- 38. River or Streams
- 39. Scene for a calendar
- 40. Silhouette (dark image outlined against a light background)
- 41. Sky (unusual clouds and such)
- 42. Snow Scene
- 43. Sports
- 44. Still Life (arrangements or set ups)
- 45. Sunrise/sunset
- 46. Textures
- 47. Tree(s)
- 48. Unique (unusual scene)
- 49. Waterscape (2/3 water)
- 50. Western
- 51. Wildlife
- 52. Three or more photos for a photo story
- 53. Any other photo not listed & identify

**SECTION K: OPEN CLASS  
HOMEMADE GADGETS &  
INVENTIONS**

This section is for homemade ranch or home inventions and gadgets. It is designed for the self-made inventor who has made useful items out of not-so-useful items, or from scratch. Substantial improvements on an existing piece of equipment will qualify. It will include description of how the item is to be used.

Entries will be judge on originality, practicality, and construction quality.

The top two inventions or gadgets overall will be chosen from all blue sticker entries for Grand and Reserve Grand Champion.

**Class 1 – Homemade Gadgets & Inventions**

**Lot #**

- 1. Gadgets for use with livestock
- 2. Gadgets for use in crop production or handling
- 3. Gadgets for use in the shop
- 4. Gadgets for general farm or ranch use
- 5. Gadgets for home use
- 6. Gadgets for garden use
- 7. Any other gadget not listed & identify

used to indicate placing for non-livestock entries. If the exhibitor would like a ribbon, they can pick one up matching their placing at the Fair Office anytime on Saturday.

Each class in the 4-H section of the fairbook has a lot called "Item for Sale." These items will be judged the same as all other entries. These "Item for Sale" items will be offered for sale at a silent auction during the fair. Participation in the silent auction is not mandatory. Members can place a minimum bid on their item and "no sale" an item if a bid is not high enough.

**Only one entry/exhibitor/project.**

**SECTION M: 4-H CLUB  
EDUCATIONAL DISPLAY**

**Class 1 – Educational Display**

**Lot #**

- 1. Display of a club project (weeds, safety, ecology, etc.)

The area for each display is 9x7'.

Display will be rated by the Danish system.

The displays will be judged using the following point system.

- Originality – 35 points
- Artistic Arrangement – 25 points
- Information Presented–40 points

Cash awards will be paid:

- First place - \$15.00
- Second place - \$10.00
- Third place - \$5.00

**4-H DIVISION**



**Premium Awards:**


- Blue - \$3.00
- Red - \$2.00
- White - \$1.00
- Champion in each unit - \$2.00
- Reserve Champion - \$1.00
- Grand Champion - \$4.00
- Reserve Grand Champion - \$2.00

**4-H Premiums are forfeited if exhibits are removed from the Fair early.**

In an effort to reduce cost, blue, red, & white stickers will be

**SECTION N: 4-H GENERAL PROJECTS**

**Class 1 – 4-H Entomology**



Exhibitors should be currently enrolled in one skill level of the entomology project. Exhibit boxes of insect collections should be 18x12” for 25 insects and 18x24” for 50 insects. Each box should be 3 ½ - 4” deep. Boxes should be covered with Plexiglass that can be removed. Collections should be organized by order.

**Class 1A – Unit 1, Teaming with Insects**

**Lot #**

1. Collection of at least 25 different kinds of adult insects-mounted, labeled, and identified, including at least five orders, and including the Order Lepidoptera. (For first year members in Level 1).
2. Collection of at least 30 different kinds of adult insects (Five of which you haven’t exhibited before) – mounted, labeled and identified including at least five orders. (For second year members of Level 1.)
3. Collection of at least 35 different kinds of adult insects (five of which you haven’t exhibited before) – mounted, labeled, and identified including at least

- five orders. (For third year members of Level 1.)
4. Exhibit or poster of equipment, constructed or purchased by the member, used for insect collection and mounting. (For example- collecting net, killing bottle, mounting board, etc.)
5. Poster relating to some activity in Unit 1. (For example-insect behavior, insect communications, insect movement, insect habitats, etc.)
6. Project Activity Guide
7. Any other item
8. Item for Sale

**Class 1B – Unit 2, Teaming with Insects**

**Lot #**

1. Exhibit a collection of at least 50 different kinds of insects – mounted, labeled, and identified according to Order (For first year members in Level 2).
2. Collection of at least 60 different kinds of adult insects (ten of which you haven’t exhibited before) – mounted, labeled, and identified including at least five Orders. (For second year members in Level 2.)
3. Collection of at least 70 different kinds of adult insects (ten of which you haven’t exhibited before) – mounted, labeled, and identified including at least five Orders. (For third year members in level 2).

4. Exhibit or poster of special equipment made as a part of Unit 2, such as a separator and an extractor
5. Poster or display relating to some activity in Unit 2. (For example – insect traps, careers, habitats, etc.)
6. Project Activity Guide
7. Any other item
8. Item for Sale

**Class 1C – Unit 3, Teaming with Insects**

**Lot #**

1. Exhibit current collection of 85 insects – mounted, labeled, and identified according to Order. (For first year members in Level 3).
2. Exhibit current collection of 120 insects – mounted, labeled, and identified according to Order. (For second year members of Level 3).
3. Exhibit current collection of 155 insects – mounted, labeled, and identified according to Order (For third year members of Level 3).
4. Poster or display relating to some activity in Unit 3 (For example, homemade insect key, collection of insect wings, spider’s web, behavior, life cycle of an insect, insect control, etc.)
5. Experimental project
6. Project Activity Guide
7. Any other Item
8. Item for Sale

**Class 1D – Independent Study**

**Lot #**

- 1-10. Up to ten unlike items related to project.
- 11. Item for Sale

**Grand Champion Entomology Award sponsored by the Allen Brothers**

***Class 2 – Exploring 4-H***

This project is designed for beginning members. It gives them an opportunity to explore several projects. Members can select the units they would like to compete in.

**Class 2 – Exploring the Treasures of 4-H**

**Lot #**

- 1. Display your treasure box
- 2. Display your Travel Log
- 3. Scrapbook of 4-H information
- 4. Display your cards and your Happy Face or favorite things to do lists
- 5. Poster related to project
- 6. Any other item related to project, identify
- 7. Project Activity Guide
- 8. Item for Sale

**Grand Champion Exploring 4-H Award sponsored by Jim & Nancy Espy**

***Class 3 – 4-H Leadership***

**Lot #**

- 1-6. Up to ten unlike items pertaining to project, containing information on what you have accomplished in your project and what you've learned.
- 7. Item for Sale

**Grand Champion Leadership Award sponsored by the Hilliard Family**

***Class 4 – 4-H Photography***

**Hints on preparing Fair Entries for the photography project**

Keep the mount of poster board absolutely clean. Mount the same lot numbers on the same poster board. (Example: If you enter in three lots, you'll need three pieces of poster board.) When a lot number calls for more than one picture, the pictures should be mounted on one piece of poster board.

Titles should be as neat as possible. Do your titling on lightly ruled lines which can be erased later.

Suggested mounting materials are rolled scotch tape, double stick tape, or rubber cement on the photo backs. If you use rubber cement, be sure to coat both surfaces and allow time for the cement extending beyond the picture to dry, then it will rub off.

Be sure the poster board you use for mounting is heavy enough. Suggested matting for the photos may be cut from matt board or construction paper. Matting isn't required but helps in cropping photos and presentation.

**Sub Class D – Digital Photos  
Sub Class F – Film Photos**

**Class 4A – Unit 1, Focus on Photography**

**Lot #**

- 1. Two pictures of animals, people or combination
- 2. Two pictures, one each of bird's eye view and bug's eye view
- 3. Four pictures showing one of each: side, back, overhead and front lighting
- 4. Three or more pictures for a photo story
- 5. Two pictures one of vertical and one of horizontal
- 6. Three pictures showing three different times of day of the same scene or three different types of weather of same scene
- 7. Two shadow pictures
- 8. Three landscape pictures
- 9. Three pictures of different distances; far, medium, close
- 10. Two black and white photos
- 11. Two or more trick or creative experiment pictures
- 12. Project Activity Guide
- 13. Item for Sale

**Class 4B – Unit 2, Controlling the Image**

**Lot #**

14. Three pictures of an isolated subject
15. Two pictures; 1 vertical, 1 horizontal
16. Three pictures, one each: low, mid, and high horizon
17. Three pictures of lines
18. Four pictures, one each: framing, patterns, perspective and texture
19. Three pictures of color little, much, and soft contrast
20. Three pictures: under exposed, correctly exposed, and over exposed
21. Two pictures comparing great and shallow depth of field
22. Three action pictures
23. Two pictures: with and without reflector
24. Four existing light pictures: 2 indoors, 2 outdoors at night
25. Five flash pictures
26. Project Activity Guide
27. Item for Sale

**Class 4C – Unit 3, Mastering Photography**

**Lot #**

28. Three pictures of the same thing using three types of lenses
29. Four pictures of the same subject using flash, mounted, to the side, bounce, and diffused
30. Three or more pictures using a different filter for each one

31. Three candid portraits
32. Five pictures of landscapes
33. Three pictures of the same scene at different times of the day
34. Four pictures of a nature subject: close-up, fill-in flash, and two different f-stops, labeled
35. Four or more pictures: a photo story of a sport, game, or whatever showing action, spectators, etc.
36. Two pictures of special effects: choose from zooming, double exposure, soft focus, multiple flash, or painted light
37. Five existing light pictures: indoors or outside at night
38. Item for Sale



**Class 4D – Unit 4, Videography**

**Lot #**

39. Short Movie, 1-2 minutes
40. Long Movie, 5 minutes
41. Public Service Announcement
42. Storyboard and/or script for film production
43. Podcast of Video created
44. Research on topic for film creation
45. Filmed interviews on topic for film creation
46. Project Activity Guide
47. Item for Sale

**Class 4E – Independent Study**

**Lot #**

- 48-57. Up to ten unlike items pertaining to project
58. Item for Sale

**Class 4F – General Photography**

Open to any member enrolled in a unit of photography. You must enter an item in a Unit before entering in general.

**Lot #**

59. Three photos using a desk or photo lamp
60. Four pictures using imagination or results of an experiment with motion, trick pictures, etc.
61. Educational display or poster
62. Portrait with a frame
63. Large photo, framed, at least 5 x 7"
64. One or more pictures used for home decoration
65. One or more photos showing before and after computer enhancement
66. One or more photos showing before and after computer touchup
67. Two pictures of value contrast (light and dark), one of little contrast and one of much contrast
68. Free Choice

**Grand Champion Photography award sponsored by Noble Law Firm**

***Class 5 – 4-H Self Determined***

**Lot #**

- 1-6. Up to six unlike entries demonstrating skills and knowledge
- 7. Project Activity Guide
- 8. Item for Sale

**Grand Champion Self Determined award sponsored by Tom & Ann Emmons**

***Class 6 – 4-H Cowboy Poetry***

To exhibit in this category, you must be currently enrolled in 4-H Cowboy Poetry project. There is only one level in this project and it is self-paced.

**Lot #**

- 1. A poster showing what you have learned about cowboy poetry
- 2. Display of at least 3 original poems written by you during the current year
- 3. An educational display related to what you have learned about rhyme schemes or meter
- 4. An educational display about some of the classic cowboy poets.
- 5. An educational display about Western Culture or history, especially about you local area
- 6. Display of examples of cowboy poetry you have found in your local library

- 7. A photo story of your participation in a cowboy poetry gathering
- 8. A photo story showing you teaching others to write and recite their own original poetry
- 9. Any educational display related to what you have learned in this project.
- 10. Item for Sale

**Grand Champion Cowboy Poetry Award sponsored by Jacy Collins & Emma Isaacs**

***Class 7 – 4-H Leathercraft***

Each article in the class must be entered under a separate lot number. No pre-stamped leather is allowed. Please identify if items are made from kits.

**Unit 1**

**Lot #**

- 1. Small kits with no tooling
- 2. Articles not carved
- 3. May have single figure, stamped
- 4. May be laces with hip or running stitch
- 5. Exhibit of 3 labeled samples (may use ¼ sheet poster board with rubber cement)
- 6. Item with whip stitch
- 7. Item with running stitch
- 8. Any other item not listed & identify
- 9. Item for Sale

**Unit 2**

**Lot #**

- 10. Exhibit of 3 labeled samples (may use ¼ sheet poster board with rubber cement)
- 11. Single loop laced article
- 12. Double loop laced article
- 13. Carved article using skills and tools in Units 1 & 2
- 14. Any other item not listed & identify
- 15. Item for Sale

**Unit 3**

**Lot #**

- 16. Article with inverted carving techniques
- 17. Dyed article (no solid dyeing or shading techniques)
- 18. Article with lining
- 19. Hand-stitched article
- 20. Molded or shaped article
- 21. Any other item not listed & identify
- 22. Item for Sale



**Unit 4**

**Lot #**

- 23. Figure-carved article (no pictures)
- 24. Item using filigree
- 25. Embossed item
- 26. Dyed item (no solid color dyeing or color shading)
- 27. Any other item not listed & identify
- 28. Item for Sale



**Unit 5**

**Lot #**

- 29. Solid color dyed article
- 30. Block dyed article
- 31. Shade dyed article
- 32. Any other item not listed & identify
- 33. Item for Sale

**Unit 6**

**Lot #**

- 34. Figure carved scene
- 35. Figure carved portrait
- 36. Figure carved scene, dyed
- 37. Figure carved portrait, dyed
- 38. Any other item not listed & identify
- 39. Item for Sale

**Unit 7**

**Lot #**

- 40. Saddle from a kit
- 41. Rebuilt saddle
- 42. Custom built saddle
- 43. Any other item not listed & identify
- 44. Item for Sale

**Unit 8**

**Lot #**

- 45. Item or set using creative stamping
- 46. Stamped belt
- 47. Picture using creative stamping
- 48. Any other item not listed & identify
- 49. Item for Sale

**Unit 9**

**Lot #**

- 50. Braided article
- 51. Sculpted article
- 52. Expanded article
- 53. Collage or other art form
- 54. Any other item not listed & identify
- 55. Item for Sale

**Unit 10**

**Lot #**

- 56. One completed article or garment made by sewing leather (Basic sewing skills are required)
- 57. Any other item not listed & identify
- 58. Item for Sale

**Unit 11 – Independent Study**

**Lot #**

- 59-69. Up to ten unlike items
- 70. Item for Sale

**General Leathercraft**

Open to any member enrolled in a unit of Leathercraft. You must enter an item in a Unit before entering in general.

**Lot #**

- 71. Any item made from leather
- 72. Any item made from leather
- 73. Any item made from leather

**Grand Champion Leathercraft Award sponsored by Larry & Dawn Draine & Kelly & Stacie Ostendorf**

**Class 8 – 4-H Wildlife**

Item can be any exhibit, poster, notebook, or display. See project manual listings of things to do or ideas for exhibits.



**Class 8A – Unit 1, Wildlife Conservation I: The Worth of Wild Roots**

**Lot #**

1. Your nature journal
2. Make a diorama of a wildlife scene, wildlife tracks, or wildlife signs
3. Write a wildlife essay
4. Wildlife experiments
5. Poster related to project
6. Educational display related to project
7. Any other item not listed, related to project, identify
8. Project Activity Guide
9. Item for Sale

**Class 8B – Unit 2, Wildlife Conservation II: Living Wild in an Ecosystem**

**Lot #**

10. Your nature journal
11. A house you made for wildlife
12. Your wildlife habitat plan
13. A birdbath or feeder you made
14. Your integrated pest management plan
15. Display related to project
16. Any other item not listed, related to project, identify

- 17. Project Activity Guide
- 18. Item for Sale

**Class 8C – Unit 3, Wildlife Conservation III: Managing in a World with You and Me**

**Lot #**

- 19. Your nature journal
- 20. Scrapbook of news articles about wildlife
- 21. Feeder you built that measures how high squirrels jump
- 22. Jumping platform you built to measure how far squirrels can jump
- 23. Any other item not listed, related to project, identify
- 24. Project Activity Guide
- 25. Item for Sale

**Class 8D – Independent Study**

**Lot #**

- 26–35. Up to ten unlike items
- 36. Item for Sale

**Grand Champion Wildlife award sponsored by Rumph Ranch Partners**

**Class 9 – 4-H Sport Fishing**

To exhibit in this category, you must be currently enrolled in one skill level of the Sport Fishing project. In order to complete a year in this project and exhibit at the fair, you should have completed a minimum of 6 activities during the year.

**Unit 1 – Take the Bait**

**Lot #**

- 1. Picture or poster showing what you have learned about sport fishing
- 2. Display of lures and/or flies that you have made.
- 3. An educational display related to what you have learned about different types of fish.
- 4. An educational display related to what you have learned about fishing or angling.
- 5. Display of your fishing log or casting record.
- 6. Display of common fishing tackle equipment.
- 7. Display of basic fishing knots.
- 8. Display of 3 rigging systems
- 9. Any educational display related to what you have learned in this project.
- 10. Any other item not listed, related to project & identify
- 11. Project Activity Guide
- 12. Item for Sale

**Unit 2 – Reel in the Fun**

**Lot #**

- 13. An educational display comparing the different types of casting techniques
- 14. Display of lures and/or flies that you have made
- 15. Display of your fishing log or casting record.
- 16. An educational display identifying the different parts of a fish.
- 17. An educational display of your favorite fish recipes.

- 18. Exhibit of your own hand-made fishing wallet
- 19. Display of at least 6 intermediate fishing knots (e.g. trilene, surgeon’s, uni-knot, world’s fair knot, two-fold open, and blood knot)
- 20. An educational display related to what you have learned about different types of fish.
- 21. Any educational display related to what you have learned in this project.
- 22. Any other item not listed, related to project & identify
- 23. Project Activity Guide
- 24. Item for Sale

**Unit 3 – Cast into the Future**

**Lot #**

- 25. An educational display showing how you introduced a friend to fishing.
- 26. An educational display showing the four different types of reels.
- 27. An educational display of artificial flies and lures you have made.
- 28. An educational display of the different sizes and types of hooks.
- 29. An educational display showing at least 8 kinds of aquatic insects
- 30. An educational display about fishing habitats.
- 31. An educational display about fishing ethics.

- 32. A display of your fishing journal
- 33. An educational display about the different kinds of fish found in Montana.
- 34. Any educational display related to what you have learned in this project.
- 35. Any other item not listed, related to project & identify
- 36. Project Activity Guide
- 37. Item for Sale

**Grand Champion Sport Fishing Award sponsored by Doug & Kerry Gardner**

***Class 10 – 4-H Shooting Sports***

**Class 10A – Level 1, Ages 9-11**

**Lot #**

- 1-6. Up to 6 unlike items related to project
- 7. Item for Sale

**Class 10B – Level 2, Ages 12-15**

**Lot #**

- 1-6. Up to 6 unlike items related to project
- 7. Item for Sale

**Class 10C – Level 3, Ages 16-19**

**Lot #**

- 1-6. Up to 6 unlike items related to project
- 7. Item for Sale

**Class 10D – Independent Study**

**Lot #**

- 1-6. Up to 6 unlike items related to project
- 7. Item for Sale

**Grand Champion Shooting Sports Award sponsored by Powder River Taxidermy – Shawn & Shawna Wahl**

***Class 11 – 4-H Outdoor Adventures***

**Class 11A – Hiking Trails**

**Lot #**

- 1. Backpack containing essential items for a day hike
- 2. First aid kit you made for a day hike
- 3. Display relating to “Leave No Trace”
- 4. An educational display related to project
- 5. Any other item related to project not listed, identify
- 6. Project Activity Guide
- 7. Item for Sale



**Class 11B – Reach for the Canopy**

**Lot #**

- 8. Display of knots you tied for camping
- 9. 3 day camping menu, necessary equipment, method of preparation and clean-up
- 10. An educational display related to project

- 11. Any other item related to project not listed, identify
- 12. Item for Sale

**Class 11C – Explore the Deep Woods**

**Lot #**

- 13. 3 day backpacking menu, necessary equipment, method of preparation and clean-up
- 14. First aid kit you made for a backpacking trip
- 15. Display relating to “Leave No Trace” in a variety of environments
- 16. An educational display related to project
- 17. Any other item related to project not listed, identify
- 18. Item for Sale

**Class 11D – Independent Study**

**Lot #**

- 19-28. Up to ten unlike items related to project
- 29. Item for Sale

**Grand Champion Outdoor Adventures Award sponsored by Allen Brothers**

***Class 12 – 4-H Communications***

**Class 12A – Level 1, Picking Up the Pieces**

**Lot #**

- 1. Comic strip you created
- 2. Copy of the survey you created
- 3. Code you created

4. Jingle you created
5. Poster related to project
6. Display related to project
7. Any other item not listed, related to project, identify
8. Project Activity Guide
9. Item for Sale

**Class 12B – Level 2, Putting It Together**

**Lot #**

1. Display of first impressions
2. Display of your e-mail and chat room etiquette rules
3. Public service announcement you created
4. Poster related to project
5. Display related to project
6. Any other item not listed, related to project, identify
7. Project Activity Guide
8. Item for Sale

**Class 12C – Level 3, The Perfect Fit**

**Lot #**

1. Journal of positive feedback
2. Ad/flyer you developed
3. Cover letter you wrote
4. Poster related to project
5. Display related to project
6. Project Activity Guide
7. Item for Sale

**Class 12D – Independent Study**

**Lot #**

- 1-10. Up to ten unlike items related to project
11. Item for Sale

**Grand Champion Communications Award sponsored by Allen Brothers**

**Class 13 – 4-H Theatre Arts**

**Class 13A – Level 1, Play the Role! Acting**

**Lot #**

1. Display of tongue twisters you made up
2. Scene you have written with directions indicating voice tone
3. Script you have written with flashback scenes
4. Photos of the clown character you created
5. Picture story you created for a script
6. Series of stage pictures for a story
7. Critic’s review of a musical you reviewed
8. Poster related to project
9. Display related to project
10. Any other item not listed, related to project, identify
11. Project Activity Guide
12. Item for Sale

**Class 13B – Level 2, Become a Puppeteer**

**Lot #**

1. Sock puppet you made
2. Rod puppet you made
3. Everyday found object puppet
4. Puppet character you built
5. Puppet stage you built
6. Poster related to project
7. Display related to project
8. Any other item not listed, related to project, identify
9. Project Activity Guide
10. Item for Sale

**Class 13C – Level 3, Set the Stage**

**Lot #**

1. Costume you designed
2. Set you designed and built
3. Color wheel you designed
4. Play prompt book you created
5. Poster related to project
6. Display related to project
7. Any other item not listed, related to project, identify
8. Project Activity Guide
9. Item for Sale

**Class 13D – Independent Study**

**Lot #**

- 1-10. Up to ten unlike items related to project
11. Item for Sale

**Grand Champion Theatre Arts award sponsored by Allen Brothers**

**Class 14 – 4-H Visual Arts**

**Lot #**

1. Article made in cutting and pasting
2. Article made in drawing
3. Article made in painting
4. Article made in sculpting
5. Article made in printing
6. Article made in fiber
7. Article made in 3-D construction
8. Poster related to project
9. Display related to project
10. Any other item not listed, related to project, identify
11. Item for Sale

**Grand Champion Visual Arts award sponsored by Copps Hardware & Lumber**

***Class 15 – 4-H Citizenship***

**Class 15A – Navigating Citizenship**

**Lot #**

1. Journal created from activities in Navigating Citizenship
2. Create a diorama depicting the three branches of government
3. Create and advertisement
4. Write a letter to the editor
5. Create a visual representation of “one person, one vote”
6. Write a lobbying plan
7. Design a seal and a flag
8. Plan a service learning project with a tribal organization
9. Create a book of careers
10. Write a bill
11. Complete Kids Voting Activities
12. Make a video related to project
13. Poster related to project
14. Display related to project
15. Any other item not listed, related to project, identify
16. Project Activity Guide
17. Item for Sale

**Class 15B – Global Citizenship**

**Lot #**

1. Poster of trips abroad
2. Power Point of trips abroad
3. Videos of trips abroad
4. Presentation related to project
5. Display related to project

6. Any other item not listed, related to project, identify
7. Project Activity Guide
8. Item for Sale

**Class 15C – Independent Study**

**Lot #**

- 1-10. Up to ten unlike items related to project
11. Item for Sale

**Grand Champion Citizenship award sponsored by John & Julie Riley**

***Class 16 – 4-H Service Learning***

**Class 16A – Agents of Change**

**Lot #**

1. Model of what you see out your window
2. Newspaper you created featuring stories about service
3. Index cards for a mission project
4. Pinnacles and Pitfalls game you created
5. Trophy made from objects collected at your mission site
6. Poster related to project
7. Display related to project
8. Any other item not listed, related to project, identify
9. Project Activity Guide
10. Item for Sale

**Class 16B – Raise Your Voice**

**Lot #**

1. Develop and select a need in the community and visually

show a map and your research

2. Videotape a community panel
3. Share a survey that you used to gather information about a need in the community
4. Create and display your action steps to meeting a community need
5. Create a presentation to show how you met a community need
6. Create a PSA that raises awareness about a community problem
7. Poster related to project
8. Display related to project
9. Any other item not listed, related to project, identify
10. Project Activity Guide
11. Item for Sale

**Class 16C – Independent Study**

**Lot #**

- 1-10. Up to ten unlike items related to project
11. Item for Sale

**Grand Champion Service Learning award sponsored by Marshall & Patty Williams**

***SECTION O: 4-H FAMILY & CONSUMER SCIENCE PROJECTS***

***Class 1 – 4-H Child Development***

**Class 1A - Unit 1, Growing on my Own**

**Lot #**

1. Project Activity Guide

2. Bloomin' Project, bag, gloves, cap, etc.
3. Photo collection illustrating growth & development of one person
4. Learning Box with fun things that help use your mind.
5. A collection of puzzles, games, etc. to donate to a child care center or an appropriate place.
6. Story masks or puppets to use with a story.
7. Potato Pal, a potato that you have sprouted.
8. A responsibility or exercise chart for family members.
9. A safety activity for home, or room, or food, or pets.
10. Choke-tube tester display.
- 11-14. Any other item related to project not listed, identify.
15. Item for Sale

**Class 1B - Unit 2, Growing with Others**

**Lot #**

16. Project Activity Guide
17. A collection of things to entertain small children (games, music, etc.)
18. A "fun kit" for certain age of children (indicate age)
19. A collection of at least 10 recipes for nutritious snacks for children
20. Any other item related to project not listed, identify
21. Item for Sale

**Class 1C - Unit 3, Growing in Communities**

**Lot #**

22. Project Activity Guide
23. Poster showing what to do in an emergency
24. Poster, collage, display or exhibit showing what to do when you are home alone.
25. Exhibit showing some safety hazards found in homes.
26. A collection of 10 recipes for nutritious snacks you can make by yourself
27. Display or poster showing items in the home which make sounds and identify them.
28. Poster showing tips for getting along with brothers and sisters
29. Scrapbook, poster collage, or notebook which will illustrate the idea of "taking care of myself"
30. Card file listing books and magazines which help learn to care for yourself
31. Any other item related to project not listed, identify
32. Item for Sale

**Class 1D - Independent Study, Child Development**

**Lot #**

- 32-41. Up to ten unlike items related to project
42. Item for Sale

**Class 1E - Babysitting**

**Lot #**

43. A babysitter's magic bag
44. A family file and job log
45. Parent/guardian survey

46. Display or poster about babysitting safety, poisonous products, choking
47. Poster or display on First Aide
48. A Boo Boo Bunny
49. First Aid kit
50. Poster about ages and stages of children
51. Poster or display about food and nutrition of children
52. A babysitting business card and fliers or marketing pieces
53. Any other item not listed, related to project, identify
54. Project Activity Guide
55. Item for Sale

**Class 1F – Family Adventures**

**Lot #**

56. Poster showing menu for family meal and noting each family members cooking and clean-up duties.
57. Collage showing favorite family story
58. Collage of family play equipment
59. Family photo story
60. Fire exit plan showing each members escape route and meeting place
61. Poster of a family adventure
62. Scrapbook on family project
63. Project Activity Guide
64. Any other item not listed, related to project & identify
65. Item for Sale

**Class 1G – Independent Study,  
Family Adventures**

**Lot #**

- 66-75. Up to ten unlike items
- 76. Item for Sale

**Grand Champion Child  
Development Award sponsored  
by Corey & Diana Swenson**

**Class 2 – 4-H Sewing & Textiles**

Enter only the lots of the sewing project in which you are enrolled. Extra clothing or items can be entered in General Sewing Projects.

Only one entry can be made in each lot by one exhibitor.

Exhibit tags should be attached to garment rather than to the hanger.

Garments are not to be marked down for signs of wear or for patches.

“Any item not previously listed” means an item does not fit in any other category listed. Be sure to identify the item.

Exhibits will be judged on quality of construction, quality of workmanship, appearance, and functionality. For original designs, please include your pattern design.

**Class 2A – “Sew” Much More Fun  
Level 1**

**Lot #**

- 1. Stitch a card
- 2. Sewing tool kit
- 3. Simple gathered skirt

- 4. Hair scrunchie
- 5. Item decorated with fusible web
- 6. Tote bag
- 7-10. Any other item not listed, related to project, & identify
- 11. Poster or display related to project
- 12. Project Activity Guide
- 13. Item for Sale

**Class 2B – “Sew” Much More Fun  
Level 2**

**Lot #**

- 14. Patchwork pillow
- 15. Simple apron
- 16. Simple pants
- 17. Simple shirt
- 18. Poster or display related to project
- 19. Project Activity Guide
- 20-24. Any other item not listed, related to project & identify
- 25. Item for Sale

**Class 2C – Advanced Sewing Skills  
Level 3**

**Lot #**

- 26-35. Any unlike item, related to project & identify
- 36. Project Activity Guide
- 37. Item for Sale

**Class 2D – Independent Study**

**Lot #**

- 38-47. Up to 10 unlike items related to project
- 48. Item for Sale

**Class 2E – General Sewing  
Projects**

All general clothing articles must be labeled as to which sewing level or project that the participant is enrolled. General sewing projects are open to any member enrolled in a unit of clothing.

**Lot #**

- 1. Placemats or napkins
- 2. An accessory (scarf, tie, belt, hat), identify
- 3. Vest
- 4. Skirt, any style
- 5. Jumper or jumpsuit
- 6. Blouse, shirt, or top
- 7. Pants, slacks, shorts
- 8. Dress-casual
- 9. Dress, 1 or 2 piece
- 10. Lounge wear
- 11. Jacket or cape

**Grand Champion Clothing Award  
sponsored by Silver Sage Clothing**

**Class 3 – 4-H Handwork  
Projects**

**Class 3A – Knitting**

The knitting project is designed to teach members the basic skills of knitting and allow members to use their creativity in producing articles that will enhance their wardrobes.

**Beginning**

**Lot #**

- 1. Pair of pot holders
- 2. Two needle mittens
- 3. Ear warmer or ski band
- 4. Slippers
- 5. Hat



- 6. Knitted pillow
- 7. Scarf
- 8. Any other item not listed, related to project & identify
- 9. Item for Sale

**Intermediate**

**Lot #**

- 10. Two needle sport ankle
- 11. Item using moss or seed stitch
- 12. Novelties (stuffed toys)
- 13. Sweater with raglan sleeve
- 14. Afghan
- 15. Slippers
- 16. Hat
- 17. Any other item not listed, related to project & identify
- 18. Item for Sale

**Advanced**

**Lot #**

- 19. Afghan
- 20. Sweater set (pullover & cardigan)
- 21. Suit or dress (should be lined)
- 22. Matching skirt and sweater
- 23. Coat sweater with design
- 24. Article using circular needles (shirts, sweaters, etc.)
- 25. Item using cable stitch
- 26. Socks (2 colors with design)
- 27. Mittens (2 colors with design)
- 28. Any other item not listed, related to project & identify
- 29. Item for Sale

**Class 3B – Crochet**

The 4-H crochet project is designed to teach members the basic skills of crocheting and allows the members to use their creativity in producing articles that will enhance their wardrobes.

**Beginning**

**Lot #**

- 1. Set of two pot holders
- 2. Vest
- 3. Hat and scarf set
- 4. Pair of slippers
- 5. Sofa pillow
- 6. Cape or poncho
- 7. Drawstring bag
- 8. Plant hanger
- 9. Afghan
- 10. Any other item not listed, related to project & identify
- 11. Item for Sale

**Intermediate**

**Lot #**

- 12-22. Up to ten unlike items using intermediate crocheting skills
- 23. Item for Sale

**Advanced**

**Lot #**

- 24-33. Up to ten unlike items using advanced crocheting skills
- 34. Item for Sale

**Class 3C – Embroidery**

The 4-H Embroidery projects are designed to encourage creativeness and to fit the needs of each individual member.

**Beginning**

**Lot #**

- 1. Pot holder
- 2. Pillow top
- 3. Pillow case
- 4. Small picture
- 5. Simple design on scarf or towel
- 6. Simple design on a clothing item
- 7. Purse
- 8. Placemats (set of 4)
- 9. Towels (set of 4)
- 10. Set of pillow cases
- 11. Set of pictures
- 12. Wall hanging
- 13. Smocking on clothing item
- 14. Belt
- 15. Design on clothing item
- 16. Tablecloths
- 17. Any other item not listed, related to project & identify
- 18. Item for Sale

**Intermediate**

**Lot #**

- 19-28. Up to ten unlike items using intermediate embroidery skills
- 29. Item for Sale

**Advanced**

**Lot #**

- 30-39. Up to ten unlike items

using advanced embroidery skills

40. Item for Sale



**Class 3D – Quilting, Patchwork, or Appliqué**

This project is designed to teach members the basic skills of quilting, patchwork, and appliqué.

**Lot #**

1. Set of placemats
2. Table runner
3. Autograph pillow
4. Quilt demonstrated in project book
5. Quilt you have designed demonstrating techniques learned
6. Display techniques of finishing quilts
- 7-16. Up to ten unlike items not listed, related to project & identify
17. Item for Sale

**Class 3E – Cross Stitch**

**Lot #**

1. Counted cross stitch, framed picture, actual work over 8x10
2. Counted cross stitch, framed picture, actual work under 5x7
3. Counted cross stitch, framed picture, actual work between 5x7 & 8x10
- 4-15. Up to 12 unlike items of cross stitch (pairs or sets are one lot number) List & identify.

16. Item for Sale

**Class 3F – Independent Study**

**Lot #**

- 1-10. Up to ten unlike items
11. Item for Sale

**Grand Champion Handwork Award sponsored by Stitch & Chatter Quilt Club**

**Class 4 – 4-H Foods Projects**

4-H'ers can exhibit foods only in the project they are currently enrolled. The General 4-H Foods is open to all food members.

Cookies, bars, candies, rolls, muffins, and doughnuts must be exhibited in a plastic bag on a meat tray. The exhibitor's tag should be securely attached to the OUTSIDE of the bag. Meat trays are available at the Extension Office or at the Fairbarn on Fair Days.

All other foods should be exhibited in plastic bags and twist-tied shut. Meat trays of appropriate size should be used when needed to support the food exhibited. Age of participant and Junior and Senior division should be stated on exhibit tag.

Use standard size loaf pans, unless otherwise stated.

Pies must be exhibited in disposable pie pans. These should be 8" in size.

Each 4-H member must make his or her own exhibit. Members of the same family

should make individual exhibits, rather than using the same one.

All foods shall be made from "scratch" unless otherwise stated.

Products may be frozen to keep for the Fair but must be thawed thoroughly before entering.

Enter correct number of items; only one entry per lot number.

All foods will be judged by the standards found in the 4-H food project manuals.

**Class 4A – Cooking 101**

**Lot #**

1. 1 cup hot cocoa mix in container
2. 3 cereal bars, granola bars or no bake cookies
3. 1 small plate Mexican Layered Dip
4. 1 pocket sandwich
5. 1 cup snack mix
6. 1 cup applesauce
7. 1 cup salsa
8. 3 slices French Toast
9. 1 cup chili
10. 3 muffins, from scratch, no paper liners
11. 1 8x8 pan of cornbread, from scratch
12. 3 drop biscuits from scratch
13. 1- 8x8 pan coffeecake, fruit jumble or fruit crisp
14. 3 pancakes
15. 3 brownies made from scratch
16. 3 cookies
17. 1 8x8 cake made from scratch
18. Poster related to project

19. Display related to project
20. Project Activity Guide
21. Any other item not listed, related to project & identify
22. Item for Sale

**Class 4B – Cooking 201**

**Lot #**

1. 1 cup fruit compote
2. 1 vegetable dish
3. 1 cup peach salsa
4. 1 loaf nut bread
5. 3 cheese muffins from scratch, no paper liners
6. 3 rolled biscuits from scratch
7. 2 scones from scratch
8. 2 peach dumplings
9. 1- 9x9 snack cake
10. 1- 8x8 funny cake
11. 3 snickerdoodles
12. Poster related to project
13. Display related to project
14. Project Activity Guide
15. Any other item, not listed, related to project & identify
16. Item for Sale

**Class 4C – Cooking 301**

**Lot #**

1. 1 loaf yeast bread
2. 3 yeast rolls
3. 1 tea ring
4. 1 small pizza
5. 2 soft pretzels
6. 1 waffle from scratch
7. 1 cup homemade granola
8. 3 breakfast cookies
9. 1 small salad
10. 1 cup fruit topping
11. 1 cheese ball
12. 1 layer, unfrosted cake

13. Poster related to project
14. Display related to project
15. Project Activity Guide
16. Any other item not listed, related to project & identify
17. Item for Sale

**Class 4D – Up for the Challenge  
Lifetime Fitness, Healthy  
Decisions**

**Lot #**

1. Chart of daily activity for one week
2. Chart of drink consumption for 2 days
3. Chart of label lingo
4. Charts of Whoa, Slow, and Go Snack Foods
5. Chart of steps
6. Chart of screen time
7. Poster related to project
8. Display related to project
9. Any other item not listed, related to project, & identify
10. Project Activity Guide
11. Item for Sale

**Class 4E – Party Planner**

**Lot #**

1. Example of a public service announcement for school, radio, TV or internet on topic related to nutrition, food safety, or quantity cooking
2. Photo/word story on food and nutrition related field trip
3. Outline for a workshop or class taught by 4-H member on food/nutrition topic
4. Set of 10 favorite recipes with nutritional reason listed on each recipe

5. Chart comparing fat/cholesterol in 5 breakfast choices
6. Display related to table setting
7. Whole wheat pancakes with fruit
8. Recipe makeover: Version A and B recipe cards-including the original recipe and a nutritionally enhanced/modified recipe
9. Recipe makeover: Version A and B display comparisons of the same product made from an original recipe and a nutritionally modified recipe
10. Pumpkin cake
11. A list/instructions for 5 ice breakers for social gatherings and parties
12. Party plan with all items listed, details, and costs
13. Party plan for one themed party
14. Orange and Almond Sweet and Sour Salad
15. Display using MyPlate
16. Tacos with homemade seasoning
17. Party plan listing foods to prepare and prep time/cooking time
18. Photography of buffet table from party you have planned
19. Easy baked boneless chicken wings
20. Crowd pleasers – one recipe halved, doubled and triple
21. Southwest Snack Mix
22. Picnic basket – filled with a main dish, at least one side and at least one fruit/vegetable and dessert
23. Black Bean and Corn Salsa

- 24. Educational display on proper internal temperatures
- 25. Teriyaki Burgers
- 26. Display related to eco-friendly food choices and/or packaging
- 27. Any other item not listed, related to project & identify
- 28. Project Activity Guide
- 29. Item for Sale

**Class 4F – Baking 101**

**Lot #**

- 1. Meal plan using MyPlate
- 2. Daily menu with ½ whole grains
- 3. Educational display or poster showing kitchen safety
- 4. Educational display demonstrating measuring techniques
- 5. Display or poster showing basic kitchen equipment
- 6. Baking powder biscuits
- 7. Plain muffins
- 8. Cornmeal muffins
- 9. Pancake
- 10. Peanut Butter pancake
- 11. Sugar cookies
- 12. Chocolate chip cookies
- 13. Chocolate drop cookies
- 14. Oatmeal cookies
- 15. Peanut butter cookies
- 16. Display detailing citizenship or leadership with the baking project
- 17. Display related to careers in baking
- 18. Any other item not listed, related to project & identify
- 19. Project Activity Guide
- 20. Item for Sale

**Class 4G – Baking 102**

**Lot #**

- 1. Meal plan or project using MyPlate
- 2. Daily menu with ½ whole grains
- 3. Display related to common baking products
- 4. Display related to baking equipment
- 5. Nut bread
- 6. Banana nut bread
- 7. Zucchini bread
- 8. Any quick bread
- 9. Coffeecake
- 10. Fruit filled coffee cake
- 11. Heritage cookie from another country
- 12. Bar cookies
- 13. Drop cookies
- 14. Refrigerator cookies
- 15. Pressed cookies
- 16. Rolled cookies
- 17. Molded cookies
- 18. Filled cookies
- 19. Shaped cookies
- 20. Brownies
- 21. Chocolate chip applesauce brownies
- 22. Cranberry granola bars
- 23. Butterscotch bars
- 24. Jam thumbprint cookies
- 25. Peanut butter blossom cookies
- 26. Brown sugar nut rounds
- 27. Gingerbread
- 28. Cornbread
- 29. Exhibit related to science of baking
- 30. Display related to careers in baking

- 31. Display detailing citizenship or leadership with the baking project
- 32. Any other item not listed, related to project, & identify
- 33. Project Activity Guide
- 34. Item for Sale

**Class 4H – Baking 103**

**Lot #**

- 1. Meal plan or project using MyPlate
- 2. Daily menu with ½ whole grains
- 3. Exhibit related to history of bread
- 4. Exhibit related to bread of different countries
- 5. Fast French bread
- 6. Basic yeast roll dough
- 7. Refrigerator dough
- 8. Quick white bread
- 9. Whole-wheat bread
- 10. Dakota bread
- 11. Cool-rise white bread
- 12. Breadsticks
- 13. Teddy Bear bread
- 14. Animal bread
- 15. Display related to science of bread baking
- 16. Display related to equipment for bread baking
- 17. Microwave casserole bread
- 18. Microwave English muffin bread
- 19. White bread made in bread machine
- 20. Whole-wheat bread in bread machine
- 21. Display detailing citizenship or leadership with the baking project

- 22. Any other item not listed, related to project, & identify
- 23. Project Activity Book
- 24. Item for Sale

**Class 4I – Baking 104**

**Lot #**

- 1. Meal plan or project using MyPlate
- 2. Daily menu with ½ whole grains
- 3. Exhibit related to cake science
- 4. Yellow cake from scratch
- 5. Sponge cake from scratch
- 6. Uncooked butter frosting
- 7. Seven-minute frosting
- 8. Fudge frosting
- 9. Busy day oatmeal cake
- 10. One slice of cake from store bought mix and one from scratch, with written comparison
- 11. Display detailing citizenship or leadership with the baking project
- 12. Display on careers in food preparation, food science, or food microbiology
- 13. Interview of someone in baking field
- 14. Single pie crust
- 15. Set of pie crusts or pie crust “cookies” comparing different fats (shortening, butter, oil, margarine, lard), with written evaluation
- 16. Display related to viscosity of pie fillings
- 17. Display related to comparison of thickening

- agents (cornstarch, flour, tapioca, etc.)
- 18. Basic cream pie
- 19. Chocolate cream pie
- 20. Banana cream pie
- 21. Coconut cream pie
- 22. Lemon meringue pie
- 23. Any other cream pie
- 24. Pumpkin pie
- 25. Pecan pie
- 26. Any other custard pie
- 27. Apple pie
- 28. Canned cherry pie
- 29. Canned berry, peach or apricot pie
- 30. Fresh strawberry pie
- 31. Any other fruit pie
- 32. Traditional quiche
- 33. Reduced-cholesterol spinach quiche
- 34. Any other quiche
- 35. Apple turnovers
- 36. Empanadas any flavor
- 37. Empanadas several flavors
- 38. Results of comparison between homemade or store bought baked item (time, taste, nutrition)
- 39. Exhibit related to science in Baking 4 project item(s)
- 40. Any other item not listed, related to project, & identify
- 41. Project Activity Guide
- 42. Item for Sale

**Class 4J – Food Preservation**

**Lot #**

- 1. Exhibit related to importance of food preservation
- 2. Display detailing pH in foods and appropriate food preservation methods

- 3. Display of equipment for food preservation
- 4. Chart of foods you plan to preserve and when they are in season
- 5. Comparison of frozen apples or other fruit (treated and untreated)
- 6. Comparison of frozen beans or other vegetable (blanched and unblanched)
- 7. Applesauce made with boiling water canner
- 8. Jam made in boiling water canner
- 9. Any pickled vegetable in boiling water canner
- 10-12. Any food preserved through freezing
- 13-15. Any item made in boiling water canner
- 16. Display of leadership or citizenship activity related to project
- 17. Display of science related to food preservation
- 18. Display related to history of food preservation
- 19. Display of cost analysis of buying preserved food vs. preserving at home
- 20. Display related to microorganisms destroyed in various food preservation techniques
- 21. Any other item not listed, related to project, & identify
- 22. Project Activity Guide
- 23. Item for Sale

**Class 4K – Independent Study**

**Lot #**

- 1-10. Up to ten unlike items related to project
- 11. Item for Sale

**Class 4L – General Foods**

Open to all 4-H members who are enrolled in a unit of foods. You must enter an item in a Unit before entering in general. Enter the correct number of items

**Lot #**

- 1. Decorated cake (judged on decoration: bottom can be false)
- 2. White bread loaf, 4x9x4", large tray
- 3. Fudge, 6 pieces, small tray
- 4. White 2-layer frosted cake, 8" or 9" layers, ½ of whole cake, large tray
- 5. Cut out cookies, 3, small tray
- 6. Brownies, 3, small tray
- 7. Coconut macaroon cookies, 3, small tray
- 8. Mints, 6, small tray
- 9. Fruit leather, 6 small pieces, small tray
- 10. Fruit pie, 8", identify
- 11. Cake doughnuts, 3, small tray, identify
- 12. Unfrosted angel food cake, ¼ of cake, large tray
- 13. Zucchini bread, loaf 4x9x4", large tray
- 14. 100% whole wheat bread loaf, 4x9x4", with recipe, large tray
- 15. Chokecherry jelly
- 16. Beet pickles
- 17. Green beans

- 18. Jelly
- 19. Jam
- 20. Bread & Butter pickles
- 21. Canned fruit, any choice
- 22. Filled cookies
- 23. Decorated cookies
- 24. Pecan pie
- 25. Bran muffins
- 26. Caramels
- 27. Peanut Brittle
- 28. Popcorn balls
- 29. Novelty cake designed from cut-pieces
- 30. Decorated cake, showing some tube skill
- 31. Any other item not listed, related to project & identify

**Grand Champion Foods Award sponsored by Hoofers & Hogwash**

***Class 5 – 4-H Home Environment***

**Class 5A – Level 1, Design Decisions: The Basic Touch**

**Lot #**

- 1-10. Up to ten unlike items related to project
- 11. Project completed in The Basic Touch, designing walls, windows, and floors.
- 12. Project Activity Guide
- 13. Item for Sale

**Class 5B – Level 2, Design Decisions: The Distinctive Touch**

**Lot #**

- 1-10. Up to ten unlike items related to project
- 11. Project completed in The Distinctive Touch,

furniture, fabrics, and storage.

- 12. Project Activity Guide
- 13. Item for Sale

**Class 5C – Level 3, Design Decisions: The Finishing Touch**

**Lot #**

- 1-10. Up to ten unlike items related to project
- 11. Project completed in The Finishing Touch, accessorizing our room.
- 12. Project Activity Guide
- 13. Item for Sale

**Class 5D – Level 4, Design Decisions, The Finishing Touch**

**Lot #**

- 1-10. Up to ten unlike items related to project
- 11. Project completed in The Environmental Touch.
- 12. Project Activity Guide
- 13. Item for Sale

**Class 5E – Independent Study**

**Lot #**

- 1-10. Up to ten unlike items related to project
- 11. Item for Sale

**Grand Champion Home Environment Award sponsored by Copps Hardware & Lumber**

**SECTION P: 4-H SMALL ANIMAL PROJECTS**

**Class 1 – 4-H Cats**

**The cat project will be judged at Small Animal Judging Day in Miles City.**

All cats should be brought in a carrier or on a leash. All cats must be removed from the grounds after judging. Shots for distemper and rabies are required before the Fair. Proof is required. No sick cat shall be brought to the judging. Cats must be at least 2 months old to show.

**Lot 1-8 Point Value: Blue 4 Red 3  
Lot 9-12 Point Value: Blue 5 Red 4**

**Lot #**

1. Cat 1 Project Activity Guide-Completed
2. Cat 1 Educational Poster on activity in guide
3. Cat 2 Project Activity Guide-Completed
4. Cat 2 Educational Poster on activity in guide
5. Cat 3 Project Activity Guide-Completed
6. Cat 3 Educational Poster on activity in guide
7. Cat Independent Study
8. Item you have made for a cat (toy or other)
9. Senior Cat Showmanship
10. Junior Cat Showmanship
11. Cat under 1 year of age
12. Cat 1 year or older
13. Item for Sale – Powder River County Fair Only

**Grand Champion Cat Award sponsored by Cliff Allen**

**Champion Cat Showmanship Award sponsored by Powder River Examiner**



**Class 2 – 4-H Dog**

**The dog project will be interview judged at Small Animal Judging Day in Miles City.**

**General Rules**

- A. All dogs must be on a leash. They must not be taken near the stock barns.
- B. All dogs must be removed from the fairgrounds following judging.
- C. All dogs must have current Rabies, Distemper, Hepatitis, Leptospirosis, and Parvo-Virus Vaccinations.
- D. Bitches in season may be shown, but must be kept away from the exhibiting area. The judge must be notified to make separate judging arrangements.
- E. All dogs must have been trained by the member for the class/classes he is showing in.
- F. This class is open to all dogs-mixed and pure breeds. It is recommended that the dog be a minimum age of 6 months.

**Showmanship**

- A. Dogs must be shown with proper lead for the class entered and be groomed and cleaned.
- B. 4-H members should wear appropriate attire.
- C. The conformation of the dog is not to be considered, but only the ability of the 4-H member to present the dog to the judge.
- D. Dogs used in Showmanship must have been exhibited in Lots 1-5.
- E. There will be a Champion or Reserve Champion in each Lot No. 1-5 at the discretion of the judge.
- F. The following are recommended scoring guidelines for judging of showmanship and obedience. The placing and ribbons awarded shall be at the discretion of the judge.
- G. If a 4-Her receives a blue ribbon with their dog in an obedience class, they are ineligible to enter the same class a second year and must enter a more advanced class.
- H. 4-H dogs judged in obedience classes will be judged by the following scorecard:

**Fitting of the Dog**

- A. Hair and coat not matted, free from loose hair.....5 pts
- B. General absence of parasites, fleas, lice, mites, and ticks.....5 pts
- C. Ears clean inside.....5 pts



D. Eyes clean and free from matter.....5 pts  
 E. Toenails not excessively long .....5 pts  
 F. Teeth clean, free of matter .....5 pts  
**Sub-Total.....30 pts**

**Showing of Dog**

A. Movement of the 4-Her and the dog straight, smooth and even gait.....35 pts  
 B. Coordination between dog and 4-Her, reaction of the dog to the 4-Her, communications between dog and 4-Her.....35 pts  
**Sub-Total.....70 pts**  
**TOTAL.....100 pts**

Blue Ribbon = 90-100 points  
 Red Ribbon = 80-89 points  
 White Ribbon = 79 or less points

**Beginner**

(All exercises will be completed with the dog on the leash)

Heel on leash & Figure 8.....35 pts  
 Stand for examination.....30 pts  
 Recall.....35 pts  
 Long sit (1 min.).....30 pts  
 Long down (3 min.).....30 pts  
**TOTAL.....160 pts**

**Graduate Beginner**

Heel on leash & Figure 8.....35 pts  
 Stand for examination.....30 pts  
 Recall.....35 pts  
 Long sit (1 min.).....30 pts

Long down (3 min.).....30 pts  
**TOTAL.....160 pts**

Blue Ribbon = 135-160 points  
 Red Ribbon = 120-134 points  
 White Ribbon = 119 or less points

**Novice**

(For members who received a blue ribbon in Graduate Beginner)

Heel on leash & Figure 8.....35 pts  
 Stand for examination (off leash) .....30 pts  
 Heel off leash.....45 pts  
 Recall off leash.....30 pts  
 Long sit (1 min.) off leash.....30 pts  
 Long down (3 min.) off leash .....30 pts  
**TOTAL.....200 pts**

**Graduated Novice**

(For members who have previously scored 170 or more points in Novice)

Heel on leash.....35 pts  
 Stand for examination.....30 pts  
 Heel free & Figure 8 (off lead) .....45 pts  
 Drop on recall.....30 pts  
 Long sit (member out of sight for 3 min.).....30 pts  
 Long down (member out of sight for 5 min.).....30 pts  
**TOTAL.....200 pts**

**Open**

(For members who have scored 170 or more points in Graduate Novice)

All exercises to be done off leash.  
 Heel free & Figure 8.....40 pts

Drop on recall.....30 pts  
 Retrieve on flat.....40 pts  
 Broad jump.....40 pts  
 Long sit (member out of sight for 3 min.).....25 pts  
 Long down (member out of sight for 5 min.).....25 pts  
**TOTAL.....200 pts**

Ribbons will be awarded in Novice, Graduate and Open on the following basis:

Blue Ribbon = 170-200 points  
 Red Ribbon = 150-169 points  
 White Ribbon = 149 or less points

**Lot #**

1. Dog – Beginner
2. Dog – Graduate Beginner (Sub-Novice)
3. Dog – Novice
4. Dog – Graduate Novice
5. Dog – Open
6. Jr. Showmanship
7. Sr. Showmanship
8. Project Book
9. Dog Display
10. Dog Poster
11. Item for Sale – Powder River County Fair Only

**Grand Champion Dog Award**  
 sponsored by Broadus Vet. Clinic  
 – Clint & Lynne Pederson

**Champion Dog Showmanship**  
 Award sponsored by Ward Gatlin  
 Construction

***Class 3 – 4-H Poultry***

**Poultry will be judged at the Small Animal Judging Day in Miles City.**

1. Birds entered in trio lots will not be permitted to compete for individual lots, or vice versa.
2. Each exhibitor may enter any of the following types of poultry; chicken, ducks, geese, or turkeys. May enter no more than once in each lot.
3. Pen of 3 fryer chickens or a turkey, less than one year of age, may be sold at the Powder River County livestock auction. White ribbon exhibits will not be sold.

**Point Value: Blue 4 Red 3**

**Lot #**

1. Chicken – 12 large eggs, white or brown
2. Chicken – 12 eggs, any other
3. Chicken – Male fowl, one year old or over
4. Chicken – Male fowl, less than one year old
5. Chicken – Female fowl, one year old or over
6. Chicken – Female fowl, less than one year old
7. Chicken – old trio, 1 male & 2 female, one year old or over
8. Chicken – young trio, 1 male, & 2 female, less than one year old
9. Chicken – pen of 3 fryers
10. Ducks – male fowl, one year old or over

11. Ducks – male fowl, less than one year old
12. Ducks – female fowl, one year old or over
13. Ducks – female fowl, less than one year old
14. Ducks – old trio, 1 male & 2 female, one year old or over
15. Ducks – young trio, 1 male & 2 female, less than one year old
16. Geese – male fowl, one year old or over
17. Geese – male fowl, less than one year old
18. Geese – female fowl, one year old or over
19. Geese – female fowl, less than one year old
20. Geese – old trio, 1 male & 2 female, one year old or over
21. Geese – young trio, 1 male & 2 female, less than one year old
22. Turkey – male fowl, one year old or over
23. Turkey – male fowl, less than one year old
24. Turkey – female fowl, one year old or over
25. Turkey – female fowl, less than one year old
26. Turkey – old trio, 1 male & 2 female, one year old or over
27. Turkey – young trio, 1 male & 2 female, less than one year old
28. Any other exotic fowl exhibit
29. Market Poultry (May be one pen of 3 fryers (chickens), 1 turkey, 1 goose, or 1 pair of

- ducks) Sold at Powder River County Fair
30. A piece of homemade poultry equipment
31. Record book on Poultry Production or Marketing
32. Project Book – Poultry 1
33. Poster – Poultry 1
34. Project Book – Poultry 2
35. Poster – Poultry 2
36. Project Book – Poultry 3
37. Poster – Poultry 3
38. Senior Showmanship
39. Junior Showmanship
40. Item for Sale – Powder River County Fair Only

**Grand Champion Poultry Award sponsored by The Dinstel Family**

**Champion Junior Poultry Showmanship Award sponsored by Jim & Kathy Bowers Family**

**Champion Senior Poultry Showmanship Award sponsored by Jim & Kathy Bowers Family**

***Class 4 – 4-H Rabbit***

**Rabbits will be judged at the Small Animal Judging Day in Miles City.**

- A. Exhibition coops for rabbits will be furnished by the fair.
- B. Members must be present a time of judging.
- C. Any rabbit displaying signs of illness must be removed from the exhibit area.
- D. It is highly recommended that animals be tattooed.

E. Pen of three meat bred rabbits may be sold at the Powder River County Livestock Auction.

F. All rabbit exhibitors must enter showmanship.

**Point Value: Blue 4 Red 3**

**Lot #**

1. One buck, any breed, under 6 months
2. One doe, any breed, under 6 months
3. One buck, any breed, 6 and under 12 months
4. One doe, any breed, 6 and under 12 months
5. Pen of 3 meat rabbits, Sold at Powder River County Fair
6. One buck, any breed, over 12 months
7. One doe, any breed, over 12 months
8. One doe, any breed, over 12 months, with production records
9. White fur (live rabbit)
10. Solid fur (live rabbit)
11. Broken fur (live rabbit)
12. Junior Showmanship
13. Senior Showmanship
14. Educational Display
15. Educational Display (Advance project)
16. Project Activity Book
17. Item for Sale – Powder River County Fair Only

**Grand Champion Rabbit Award sponsored by Powder River Examiner**

**Champion Senior Showmanship Award sponsored by Bob and Lynnette Janssen**

**Champion Junior Showmanship Award sponsored by Shannon Janssen**

***Class 5 – 4-H Pocket Pets Division***

**Unit 1 – Pet Pals**

**Lot #**

1. Project Activity Guide
2. Display
3. Poster
4. Any item made for pet or its care
5. Any other item not listed, related to project & identify
6. Item for Sale

**Unit 2 – Scurrying Ahead**

**Lot #**

7. Project Activity Guide
8. Display
9. Poster
10. Any item made for pet or its care
11. Any other item not listed, related to project & identify
12. Item for Sale

**Unit 3 – Scaling the Heights**

**Lot #**

13. Project Activity Guide
14. Display
15. Poster
16. Any item made for pet or it's care
17. Any other item not listed, related to project & identify
18. Item for Sale

**Unit 4 – Independent Study**

**Lot #**

- 19-28. Up to ten unlike items related to project
29. Item for Sale

**Class 5A – Pocket Pets**

**Lot #**

1. Mammal – 1, any species
2. Reptile – 1, any species
3. Amphibian – 1, any species
4. Bird – 1, any species
5. Crustacean – 1, any species
6. Arachnid – 1, any species
7. Fish – 1, any species

**Grand Champion Pocket Pets Award sponsored by Broadus Vet. Clinic**

***SECTION Q: 4-H & FFA LIVESTOCK PROJECTS***

**Livestock Premium Awards:**

- Grand Champion - \$4.00
- Reserve Grand Champion - \$2.00
- Champion of Class - \$2.00
- Reserve Champion - \$1.00
- Blue Ribbon - \$3.00
- Red Ribbon - \$2.00
- White Ribbon - \$1.00

**4-H Premiums are forfeited if exhibits are removed from the Fair early.**

The livestock exhibitor must be properly enrolled in the project to participate. Livestock exhibited in a 4-H class may be shown in open class, PROVIDED there are already some open class

entries in that particular lot number, and the animal received a blue ribbon in its 4-H class.

4-H market livestock to be sold **MUST BE** weighed before entering the sale ring.

4-H members selling market beef must present a bill of sale at weighing.

The sale is open only to 4-H and FFA livestock exhibitors from Powder River County and surrounding area.

Exhibitors who receive a white ribbon on their market livestock must first decide if they wish to sell their animal. If they decide to sell it, the buyer selects the destination, i.e., carcass show, home to feed it out, sold at a live auction, etc.

Any animal not showing evidence of proper training or preparation may be removed from the fairgrounds if requested by the Fair Board.

Livestock exhibitors are not permitted to use tranquilizers for livestock within 30 days prior to the Fair.

Animals entered in the Fair must be in the family's possession at least 30 days prior to the Fair.

**4-H and FFA livestock exhibitors should be actively involved in fitting their own animals for the show ring after arrival to the fairgrounds.** Failure to obey this rule will jeopardize premium money for the individual in question.

**No stallion horses will be exhibited in the 4-H division.**

Market livestock must remain on the grounds until shipped to slaughter.

**Herdsmanship Award Sponsored by Powder River Vet. Clinic**

**Showmanship and Round Robin Showmanship Contest**

4-H members must be exhibiting in the division in which he/she participates in the showmanship contest. All animals in the class must show evidence of fitting and handling. The contestant must be able and ready to prove to the judge his ability to groom and fit the animal. Champion and Reserve Champion showmen will be selected in each of the following divisions: beef, swine, horse, and sheep. For safety precautions, other showmanship classes are not included. Division winners will compete to be Grand Champion showmen in the Round Robin Showmanship Contest

To be selected Grand Champion Showman:

1. Contestants must have been selected Champion or Reserve Champion of their division, or third or fourth blue ribbon winner.
2. Exhibitors must be able to demonstrate their ability to show animals in all the existing divisions.

All members must dress appropriately for their class. All classes require neat clothing.

Please see "4-H Livestock Showmanship" manual for specific rules for dress recommendations. In the Round Robin the winners will dress appropriately for the animal they won with.

Premium Awards  
Champion \$4.00  
Reserve Champion \$2.00

**Grand Champion Senior Round Robin Award sponsored by Three Rivers Well Service, Tim & Gaylene Fortner**

**Reserve Grand Champion Senior Round Robin Award sponsored by Powder River Farm Bureau**

**Grand Champion Junior Round Robin Award sponsored by Duane, Debbie, & Chase Talcott**

**Reserve Grand Champion Junior Round Robin Award sponsored by Powder River Farm Bureau**

***Class 1 – 4-H Beef Division***

This class is open to any beef breed or cross.

**Class 1A – Market Steers & Feeder Calves**

Market Steers must be fed by the exhibitor since January 1 of the current year.

**Lot #**

1. Feeder steer calf, bum, 1-12 months

2. Feeder steer calf, 1-12 months
3. Market steer
4. Carcass contest

**Grand Champion Feeder Steer Award sponsored by Smith Cattle Company**

**Grand Champion Market Steer Award sponsored by Earl and Betty Aye**

**Carcass Contest Award:** Cash will be awarded for the top three winners in the carcass contest. The top two Powder River County steers that go on to compete in the Champion of Champions contest at the Eastern Montana Fair are also eligible for this monetary award.

- 1<sup>st</sup> Place - \$250**
- 2<sup>nd</sup> Place - \$150**
- 3<sup>rd</sup> Place - \$100**

**Sponsored by: MT Tractors & Equipment, Farmer's Coop of Gillette**

**Class 1B – Beef Showmanship**

**Lot #**

1. Senior Showmanship, 14 years or older as of Oct. 1 of current 4-H year
2. Junior Showmanship, younger than 14 years of age as of Oct. 1 of current 4-H year

**Champion Senior Beef Showmanship Award sponsored by Gary Green Memorial**

**Champion Junior Beef Showmanship Award sponsored by Gary Green Memorial**

**Class 1C – Beef Activities**

Entries in Unit 1 through 4 will be interview judged on Tuesday before the Fair.

**Unit 1 – Bite into Beef**

**Lot #**

1. Project Activity Guide
2. Display
3. Poster
4. Any other item not listed, related to project & identify
5. Item for Sale

**Unit 2 – Here's the Beef**

**Lot #**

6. Project Activity Guide
7. Display
8. Poster
9. Any other item not listed, related to project & identify
10. Item for Sale

**Unit 3 – Leading the Charge**

**Lot #**

11. Project Activity Guide
12. Display
13. Poster
14. Any other item not listed, related to project & identify
15. Item for Sale

**Unit 4 – Independent Study**

**Lot #**

- 16-25. Up to ten unlike items related to project
17. Item for Sale

**Grand Champion Beef Activities Award sponsored by Mike & Margie Riley**

**Class 2 – 4-H Beef Breeding**

All animals shall be exhibited by the owner with exception of cow/calf pairs, than a 4-H or FFA member may assist the owner. Grades and purebreds will be shown together.

**Class 2A – Hereford**

**Class 2B – Angus**

**Class 2C – Charolais**

**Class 2D – Simmental**

**Class 2E – Limousin**

**Class 2F – Crossbred**

**Class 2G – Any other breed**

**Lot #**

1. Female, 1-12 months
2. Female, bum, 1-12 months
3. Bull, 1-12 months
4. Bull, bum, 1-12 months
5. Female, over 12-24 months
6. Bull, over 12-24 months
7. Female, over 24-36 months
8. Female, over 36 months & older
9. Female, over 12-24 months and calf
10. Female (purebred), over 12-24 months & crossbred calf
11. Female, over 24-36 months and calf
12. Female (purebred), over 24-36 months & crossbred calf

- 13. Female, over 36 months and older and calf
- 14. Female (purebred), over 36 months and older & crossbred calf

**Champion Angus Heifer (Class 2B, Lot 5) Award sponsored by Montana Angus Association, Mangen Angus - sponsors**

**Grand Champion Breeding Beef Female Award sponsored by MT Tractors & Equipment**

***Class 3 - 4-H Dairy Division***

Entries in Units 1 through 4 will be interview judged on Tuesday of the Fair.

**Unit 1 – Cowabunga**

**Lot #**

- 1. Project Activity Guide
- 2. Display
- 3. Poster
- 4. Any other item not listed, related to project & identify
- 5. Item for Sale

**Unit 2 – Mooving Ahead**

**Lot #**

- 6. Project Activity Guide
- 7. Display
- 8. Poster
- 9. Any other item not listed, related to project & identify
- 10. Item for Sale

**Unit 3 – Rising to the Top**

**Lot #**

- 11. Project Activity Guide
- 12. Display
- 13. Poster
- 14. Any other item not listed, related to project & identify
- 15. Item for Sale

**Unit 4 – Independent Study**

**Lot #**

- 16-25. Up to ten unlike items related to project
- 26. Item for Sale

**General Dairy**

**Class 3A – Holstein**

**Class 3B – Jersey**

**Class 3C – Guernsey**

**Class 3D – Crossbreds**

**Lot #**

- 1. Senior Showmanship, 14 years or older as of Oct. 1 of current 4-H year
- 2. Junior Showmanship, younger than 14 years of age as of Oct. 1 of current 4-H year
- 3. Female, 1-12 months
- 4. Female, 12-24 months
- 5. Female, 24 months and older
- 6. Dairy cow and calf

**Grand Champion Dairy Animal Award sponsored by Broadus FFA Alumni**

***Class 4 - 4-H Goat Division***

Entries in Units 1 through 4 will be interview judged on Tuesday of the Fair.

**Class 4A – Dairy Goat Activities**

**Unit 1 – Getting Your Goat**

**Lot #**

- 1. Project Activity Guide
- 2. Display
- 3. Poster
- 4. Any other item not listed, related to project & identify
- 5. Item for Sale

**Unit 2 – Stepping Out**

**Lot #**

- 6. Project Activity Guide
- 7. Display
- 8. Poster
- 9. Any other item not listed, related to project & identify
- 10. Item for Sale

**Unit 3 – Showing the Way**

**Lot #**

- 11. Project Activity Guide
- 12. Display
- 13. Poster
- 14. Any other item not listed, related to project & identify
- 15. Item for Sale

**Unit 4 – Independent Study**

**Lot #**

- 16-25. Up to ten unlike items related to project
- 26. Item for Sale

**Class 4B – Meat Goat Activities**

**Unit 1 – Just Browsing**

**Lot #**

- 27. Project Activity Guide
- 28. Display
- 29. Poster
- 30. Any other item not listed, related to project, identify
- 31. Item for Sale

**Unit 2 – Get Growing with Meat Goats**

**Lot #**

- 32. Project Activity Guide
- 33. Display
- 34. Poster
- 35. Any other item not listed, related to project, identify
- 36. Item for Sale

**Unit 3 – Meating the Future**

**Lot #**

- 37. Project Activity Guide
- 38. Display
- 39. Poster
- 40. Any other item not listed, related to project, identify
- 41. Item for Sale

**Unit 4 – Independent Study**

**Lot #**

- 42-51. Up to ten unlike items related to project
- 52. Item for Sale

**Grand Champion Goat Activities  
Award sponsored by Broadus  
FFA Alumni**

**Class 4C – Dairy Goat**

**Lot #**

- 1. Female, 1-12 months
- 2. Female, 1-2 years
- 3. Female, 2-4 years
- 4. Female with kid(s)
- 5. Male, 1-12 months
- 6. Whether, 1-12 months

**Grand Champion Dairy Goat  
Award sponsored by Kyle &  
Shelley West**

**Class 4D – Angora Goat**

**Lot #**

- 1. Female, 1-12 months
- 2. Female, 1-2 years
- 3. Female, 2-4 years
- 4. Female with kid(s)

**Class 4E – Market Goat**

**Lot #**

- 1. Market Goat, over 50 lbs. live weight, less than one year of age

**Grand Champion Market Goat  
Award Sponsored by Green Acre  
Ranch, Gordon & Deb Archer**

**Class 4F – Goat Showmanship**

**Lot #**

- 1. Senior Showmanship, 14 years or older as of Oct. 1 of current 4-H year
- 2. Junior Showmanship, younger than 14 years of age as of Oct. 1 of current 4-H year

**Champion Junior Goat  
Showman Award Sponsored by  
Broadus FFA Alumni**

**Champion Senior Goat  
Showman Award Sponsored by  
Broadus FFA Alumni**

***Class 5-21 - 4-H Horse Division***

Exhibitors are recommended to wear riding helmets.

**NO STALLIONS MAY BE EXHIBITED IN THE 4-H DIVISION.**

**Please look over the Powder River County 4-H Horse Projects, Show Patterns and Rules.**

**CLASS 5 – Horse Showmanship**

**Only a project horse can be shown in Showmanship.**

The judge will consider the ability of the members to properly fit and show a project horse. The Champion and Reserve Champion winner in each division will advance into the Round Robin Showmanship Contest.

**Lot #**

- 1. Senior Showmanship, 14 years or older as of Oct. 1 of current 4-H year
- 2. Junior Showmanship, younger than 14 years of age as of Oct. 1 of current 4-H year

**Champion Senior Showmanship  
Award sponsored by John & Julie  
Riley**



**Champion Junior Showmanship  
Award sponsored by Randy,  
Aletta, Tyrel, and Tell Shannon**

**CLASS 6 – Colt to Maturity,  
Conformation**

This class is open to yearlings through 5 year olds. All horses will be judged against each other, solely on conformation. Class is limited to Colt to Maturity project horses only.

**Lot #**

1. Yearling at halter through five-year-old under halter

**Grand Champion Conformation  
Horse Award sponsored by  
Powder River Quarter Horse  
Breeders Association**

**CLASS 7 – Colt to Maturity**

This project is for those who own or have a colt or filly to care for and train. This is a five year progressive project beginning with a yearling. The project is designed to help you select a foal and train it to maturity. **You must be 12 years old or older during the current 4-H year; have completed Horsemanship Introduction and levels 1-3; and be able to demonstrate your ability to handle the project to a horse leader or to the judge at the fair.**

**Lot #**

1. Yearling at halter
2. Two-year-old under saddle
3. Three-year-old under saddle

4. Four-year-old under saddle
5. Five-year-old under saddle

**Grand Champion Colt Under  
Saddle Award sponsored by  
Marian Hanson in memory of  
Darrel Hanson**

**CLASS 8 – Western Horsemanship  
Performance**

This class is open to members enrolled in the Horsemanship project. Only horses identified as project animals may be exhibited. **Horses must be five years old or older.** Horses must be ridden with a curb bit and be shown in a Western Saddle. In all classes the judge has the option of requesting one or all contestants perform individually. **NO tie-downs, martingales, mechanical hackamores of any type, roping reins, or spurs forward of the cinch.**

**Lot #**

1. Level 1
2. Level 2
3. Level 3
4. Level 4
5. Level 5
6. Level 6
7. Level 7

**Grand Champion Western  
Horsemanship Performance  
Award sponsored by  
Mitch & Kathy Roberts**

**CLASS 9 – Green Horse**

Exhibitors in this class must be enrolled in the Green Horse

project and must be showing their Green Horse project animal. This project is for members who have horses that are not fully trained, but do not fit into the Colt to Maturity project because of age or ability. To participate in this project, you must be 12 years old or older and have completed Horsemanship levels 1-3. Judge will consider performance of horses on the rail at all gaits and individual work as requested.

**Lot #**

1. Level 1
2. Level 2
3. Level 3
4. Level 4

**Grand Champion Green Horse  
Award sponsored by McGill Land  
& Livestock; Lewis & Tawny  
McGill**

**CLASS 10 – Working Ranch Horse**

Exhibitors in this class must be enrolled in the Working Ranch Horse project and must be showing their Working Ranch Horse project animal.

**Lot #**

1. Level 1
2. Level 2
3. Level 3
4. Level 4

**Grand Champion Working Ranch  
Horse Award sponsored by the Liz  
McFarland & Mike Wigen**

**CLASS 11 – Driving**

Exhibitors in this class must be enrolled in the Driving Horse project and must be showing their Driving Horse project animal. Ground, team, and cart driving are options. Judge will consider individual performance of exhibitor and horse on the rail and through a simple course. Individuals may also be asked to drive on the rail together.

**Lot #**

1. Level 1
2. Level 2
3. Level 3
4. Level 4

**Grand Champion Driving award sponsored by Bar JT Quarter Horses – Julie Korkow**

**CLASS 12 – English Horsemanship Performance**

Open to any members in Horsemanship project. Judge will consider the proper performance of rider and of the horse under the riders control at all gaits. Trots will be posted unless the judge requests otherwise. Proper attire is required, coats optional.

**Lot #**

1. Level 1
2. Level 2
3. Level 3
4. Level 4
5. Level 5
6. Level 6
7. Level 7

**Grand Champion English Horsemanship Performance Award sponsored by**

**CLASS 13 – Reining**

Open to any project horse. This class will not include rail work.

**Lot #**

1. Reining

**Grand Champion Reining Horse Award sponsored by Circle Bar Cattle Company**

**CLASS 14 – Bareback Equitation**

Open to any project horse. Judge will consider the equitation (horsemanship) of the rider on the rail. Will include a walk, jog, and lope in both directions. **NO SPURS OR CHAPS.**

**Lot #**

1. Bareback Equitation

**Grand Champion Bareback Equitation Award sponsored by Circle Bar Cattle Company**

**CLASS 15 – Trail**

Open to any project horse. Judge will consider the performance of horses over a pre-set course of obstacles. Members exhibiting yearlings may use free hand to cue horse properly for lateral movements.

**Lot #**

1. Trail
2. Yearling on lead line

**Grand Champion Trail Horse Award sponsored by Bar JT Quarter Horses – Julie Korkow**

**CLASS 16 – Western Pleasure**

Open to any project horse. Chaps & Spurs are allowed.

**Lot #**

1. Western Pleasure

**Grand Champion Western Pleasure Award sponsored by McGill Land & Livestock; Lewis & Tawny McGill**

**CLASS 17 – English Pleasure**

Open to any project horse.

**Lot #**

1. English Pleasure

**Grand Champion English Pleasure Award sponsored by Paul & Kristi Mobley**

All non-mounted entries must be the work of the exhibitor and will be interview judged on Tuesday of the Fair.

**CLASS 18 – Horseless Horsemanship**

**Unit 1 – Giddy Up and Go**

**Lot #**

- 1-10. Up to ten unlike items related to project.
11. Item for Sale

**Unit 2 – Head, Heart, & Hooves**

**Lot #**

- 12-21. Up to ten unlike items related to project.
- 22. Item for Sale

**Unit 3 – Stable Relationships**

**Lot #**

- 23-32. Up to ten unlike items related to project.
- 33. Item for Sale

**Unit 4 – Riding the Range**

**Lot #**

- 33-43. Up to ten unlike items related to project.
- 44. Item for Sale

**Unit 5 – Jumping to New Heights**

**Lot #**

- 45 – 54. Up to ten unlike items related to project.
- 55. Item for Sale

**CLASS 19 – Horsemanship Level 1-7**

**Units 1-3**

**Lot #**

- 1. Project Activity Guide
- 2. Notebook/scrapbook or other display
- 3. Poster
- 4. Any article you have made for your horse project
- 5. Item for Sale

**Units 4-7**

**Lot #**

- 6. Project Activity Guide
- 7. Notebook/scrapbook or other display
- 8. Poster
- 9. Any article you have made for your horse project
- 10. Item for Sale

**CLASS 20 – Horse Judging**

**Lot #**

- 1. Project Activity Guide
- 2. Notebook/scrapbook or other display
- 3. Poster
- 4. Any article you have made for your horse project
- 5. Item for Sale

**CLASS 21 – Independent Study**

**Lot #**

- 1. Project Activity Guide
- 2. Notebook/scrapbook or other display
- 3. Poster
- 4. Any article you have made for your horse project
- 5. Item for Sale

**Grand Champion Horse Activities Award sponsored by Biddle Busy Beavers 4-H Club**

***Class 23 – 4-H Sheep Division***

**Class 23A – Market & Feeder Lambs**

All market and feeder lambs must be under 1 year of age.

A single animal cannot be selected from a pen of three. It must be carried as a separate project.

Market lambs must be shorn before the Fair. There is a recommended minimum weight of 95 lbs. for market lambs.

Feeder lambs will be judged on condition, conformation, thriftiness, and feeding characteristics. Feeder lambs should weigh under 94 lbs. or less.

Members must indicate when they pre-enter prior to the Fair whether the lamb is in the market or feeder class. Market lambs that are not finished will not be moved into the feeder class, but will instead be white sticker lambs.

**Lot #**

- 1. Single market lamb
- 2. Single feeder lamb
- 3. Pen of 3 feeder lambs

**Grand Champion Feeder Lamb Award sponsored by Andrew & Jeridee Cathey**

**Grand Champion Market Lamb Award sponsored by Ray Traub**

**Class 23B – Sheep Showmanship**

**Lot #**


- 1. Senior Showmanship, 14 years or older as of Oct. 1 of current 4-H year

2. Junior Showmanship, younger than 14 years of age as of Oct. 1 of current 4-H year

**Champion Senior Sheep Showmanship Award sponsored by Jim and Emily Madsen**

**Champion Junior Sheep Showmanship Award sponsored by Jim and Emily Madsen**

**Champion Beginner Sheep Showmanship Award sponsored by The Riter Ranch**



**Class 23C – Sheep Activities**

Entries in Units 1-4 will be interview judged on Tuesday of the Fair.

**Unit 1 – Rams, Lambs, & You**

**Lot #**

1. Project Activity Guide
2. Display
3. Poster
4. Any other item not listed, related to project & identify
5. Item for Sale

**Unit 2 – Shear Delight**

**Lot #**

6. Project Activity Guide
7. Display
8. Poster
9. Any other item not listed, related to project & identify
10. Item for Sale

**Unit 3 – Leading the Flock**

**Lot #**

11. Project Activity Guide
12. Display
13. Poster
14. Any other item not listed, related to project & identify
15. Item for Sale

**Unit 4 – Independent Study**

**Lot #**

- 16-25. Up to ten unlike items related to project
26. Item for Sale

**Grand Champion Sheep Activities Award sponsored by The Dinstel Family**

4. Yearling ewe and crossbred lamb(s)
5. 2 year old ewe
6. 2 year old ewe and lamb(s)
7. 2 year old ewe and crossbred lamb(s)
8. 3 year old ewe or older
9. 3 year old ewe or older and lamb(s)
10. 3 year old ewe or older and crossbred lamb(s)
11. Ram lamb
12. Yearling ram
13. Ram, 2 years and older

**Grand Champion Breeding Ewe Award sponsored by Lawrence and Miriam Capra**

**Grand Champion Breeding Ram Award sponsored by Phyllis Landa**

***Class 25 – 4-H Sheep Fleece***

***Class 24 – 4-H Sheep Breeding***

In the ewe and lamb class, the lambs must be born in current calendar year.

- Class 24A – Targhee**
- Class 24B – Columbia**
- Class 24C – Hampshire**
- Class 24D – Suffolk**
- Class 24E – Corriedale**
- Class 24F – Polypay**
- Class 24G – Crossbred**
- Class 24H – Any other breed, identify**

**Lot #**

1. Ewe lamb
2. Yearling ewe
3. Yearling ewe and lamb(s)

The purpose of this exhibit is to encourage the production of better wool, to better understand wool grades and how they are determined.

Fleeces must have been shorn this year and represent not more than 12 months of wool growth except in the case of yearling fleeces, in which 16 months of growth will be allowed.

Factors affecting exhibit are: Twine used in tying fleece; excessive dung locks or tags; discolored by excessive moisture; weakness of staple and excess burrs or other vegetable matter.

Fleeces should be tied with paper fleece twine, flesh side out, in a manner to allow them to be

handled without falling apart. List the age and breed of the animal that the fleece was shorn from on the exhibit tag.

**Class 25A – Ewe Wool**

**Lot #**

1. Fine, 64-80 microns
2. Medium, 50-62 microns
3. Course, 44-48 microns
4. Very Course, 36-40 microns

**Champion Ewe Fleece Award – FFA, 4-H, and Open Class - sponsored by Tri-state Wool Marketing Association**

**Class 25B – Ram Wool**

**Lot #**

5. Fine, 64-80 microns
6. Medium, 50-62 microns
7. Course, 44-48 microns
8. Very Course, 36-40 microns

**Class 25C – Lamb Wool**

**Lot #**

9. Fine, 64-80 microns
10. Medium, 50-62 microns
11. Course, 44-48 microns
12. Very Course, 36-40 microns

**Grand Champion Fleece Award sponsored by Running Wild & The Gift Ranch**

***Class 26 – 4-H Swine Division***

**Class 26A – Market & Feeder Hogs**

This class is open to all breeds. Animals will be weighed

on Thursday. The recommended minimum weight for the market class is 210 lbs. Feeder hogs should weigh more than 50 lbs. and wiener pigs are under 50 lbs.

**Lot #**

1. Single market hog
2. Carcass Contest
3. Single feeder hog
4. Single wiener pig

**Grand Champion Market Hog Award sponsored by Craig and Jackee Randall**

**Carcass Contest sponsored by Farm Credit Services**

Cash will be awarded for the top three winners in the carcass contest.

**Class 26B – Swine Showmanship**

**Lot #**

1. Senior Showmanship, 14 years or older as of Oct. 1 of current 4-H year
2. Junior Showmanship, younger than 14 years of age as of Oct. 1 of current 4-H year

**Champion Senior Swine Showmanship Award sponsored by Carl and Pat Phillips**

**Champion Junior Swine Showmanship Award sponsored by Carl and Pat Phillips**

**Best Beginner Swine Showman Award sponsored by Bub & Carlene Gaskill**

**Class 26C – Swine Activities**

Entries in Units 1-4 will be interview judged on Tuesday of the Fair.

**Unit 1 – The Incredible Pig**

**Lot #**

1. Project Activity Guide
2. Display
3. Poster
4. Any other item not listed, related to project, & identify
5. Item for Sale

**Unit 2 – Putting the Oink In Pig**

**Lot #**

6. Project Activity Guide
7. Display
8. Poster
9. Any other item not listed, related to project, & identify
10. Item for Sale

**Unit 3 – Going Whole Hog**

**Lot #**

11. Project Activity Guide
12. Display
13. Poster
14. Any other item not listed, related to project, & identify
15. Item for Sale

**Unit 4 – Independent Study**

**Lot #**

- 16-25. Up to ten unlike items related to project, identify
26. Item for Sale

**Grand Champion Swine Activities  
Award sponsored by Ward Gatlin  
Construction**

***Class 27 – 4-H Swine Breeding***

A litter of four pigs at least 2 weeks of age of either or both sexes, farrowed by one sow. To enter in the individual lots, separate animals are required.

**Lot #**

1. Any gilt, 5-12 months of age
2. Sow & litter
3. Litter

***Class 28 – 4-H Vet. Science***

**Unit 1 – From Airedales to Zebras**

**Lot #**

1. Project Activity Guide
2. Notebook
3. Display
4. Poster
5. Any item made related to project, identify
6. Any other item not listed & identify
7. Item for Sale

**Unit 2 – All Systems Go!**

**Lot #**

8. Project Activity Guide
9. Drawing of three external parasites of cattle
10. Label a free hand drawing of cell and four bacterial shapes
11. On one drawing, complete and explain the life cycle of heel fly and round worm

12. Collect, mount, and identify three poisonous plants
13. Any other item not listed & identify
14. Item for Sale

**Unit 3 – On the Cutting Edge**

**Lot #**

15. Project Notebook
16. Display or poster related to project
17. Item for Sale

**Independent Study**

**Lot #**

18. Project Notebook
19. Display or poster related to project
20. Any other item not listed & identify
21. Item for Sale

**Grand Champion Vet. Science  
award sponsored by Broadus Vet.  
Clinic; Clint and Lynne Pederson**

***SECTION R: MECHANICAL  
PROJECTS***

***Class 1 – 4-H Aerospace***

In order to exhibit in this project, you must be currently enrolled in one skill level of aerospace project. Exhibits will be judged on accuracy of construction, quality of craftsmanship and appearance. Displays should be neat and attractive. Exhibits of models must be uniformly painted, smoothly finished, have decals

applied smoothly, and be properly assembled and painted according to the accompanying plans. Engines and igniters are not permitted with the exhibit. Rockets and other models must be able to stand freely on their own or be supported on a wooden base. Do not display rockets on a launch pad. Do not angle.

For original design rockets or other models, describe in an attached summary how the model was tested for stability prior to flying.



**Class 1A – Stage 2, Lift Off**

**Lot #**

1. Any skill level 1 rocket made from a kit, include plans
2. Poster or display of different types of aircrafts.
3. Poster or display explaining how different types of weather affect flying or a chart of one week's weather and your analysis of the flying conditions.
4. A handmade kit, include plans
5. An educational display relating to the International Phonetic Alphabet
6. Any model rocket or airplane not built from a kit, include plans
7. Any educational display related to what you have learned in the project
8. Project Activity Guide
9. Item for Sale

**Class 1B – Stage 3, Reaching New Heights**

**Lot #**

1. Any skill level 2 rocket made from a kit, include plans
2. A paper flight simulator you have made
3. A feather wing glider
4. A controllable glider
5. A fighter kite that can roll, pitch, and yaw
6. A model airplane from a kit, include plans
7. Any model rocket or airplane not built from a kit, include plans
8. Any educational display related to what you have learned in this project
9. Project Activity Guide
10. Item for Sale

**Class 1C – Stage 4, Pilot in Command**

**Lot #**

1. Any skill level 3 or higher rocket made from a kit, include plans
2. Poster or display relating to some aspect of this level of aerospace
3. A flat style box kite, include plans
4. A remote control airplane made from a kit, include plans
5. A model rocket or model airplane not made from a kit, include plans
6. Any display related to what you have learned in the project.

7. Your own constructed altitude tracker
8. A complete cost and feasibility analysis of establishing an EMS helicopter service in your community
9. A notebook on the history of aviation
10. Project Activity Guide
11. Item for Sale.

**Class 1D – Independent Study**

**Lot #**

1. Educational Display
2. Any other item related to project
3. Item for Sale

**Grand Champion Aerospace Award sponsored by Allen Brothers**

11. Item for Sale

**Grand Champion Model Craft award sponsored by Powder River Examiner**

***Class 3 – 4-H Bicycle***

**Class 3A – Unit 1, Bicycle for Fun**

**Lot #**

1. Educational poster related to project
2. Educational exhibit related to project
3. Project Activity Guide
4. Any other item not listed, related to project, & identify
5. Item for Sale

**Class 3B – Unit 2, Wheels in Motion**

**Lot #**

6. Educational poster related to project
7. Educational exhibit related to project
8. Project Activity Guide
9. Any other item not listed, related to project, & identify
10. Item for Sale

**Class 3C – Independent Study**

**Lot #**

- 11-20. Up to ten unlike items related to project
21. Item for Sale

**Grand Champion Bicycle Award sponsored by**

***Class 2 – 4-H Model Craft***

Only one model allowed per lot number. Models will be judged on neatness, accuracy of finish, and originality.

**Lot #**

1. Airplane model
2. Boat model
3. Car model
4. Train model
5. Spacecraft model
6. Truck Model
7. Miscellaneous model
8. Original homemade model over 18" (not a kit)
9. Original homemade model under 18" (not a kit)
10. Project notebook

**Class 4 – 4-H Electrical Projects**

To exhibit in this category, you must be currently enrolled in one skill level of the project

**Class 4A – Unit 1, The Magic of Electricity**

**Lot #**

1. A homemade flashlight
2. A simple switch
3. A display or poster of conductors
4. A display or poster about magnetism
5. A homemade compass
6. A homemade electromagnet
7. A homemade galvanometer
8. A homemade electric motor
9. An educational poster or display about electricity in the home.
10. Any other item not listed, related to project, & identify
11. Project Activity Guide
12. Item for Sale

**Class 4B – Unit 2, Investigating Electricity**

**Lot #**

1. An educational display of Ohm’s Law
2. A display or poster about conductors and insulators
3. A poster identifying the components of a wiring diagram
4. A homemade circuit
5. A homemade momentary switch
6. A homemade 3-way switch

7. A homemade rocket launcher
8. A homemade burglar alarm
9. An educational poster or display about electricity in the home
10. Any other homemade device not listed & identify
11. Project Activity Guide
12. Item for Sale

**Class 4C – Unit 3, Wired for Power**

**Lot #**

1. A display or poster showing how to read an electric motor
2. A display of types of wires and cables
3. A display showing how to measure electricity usage
4. A display or poster showing the different types of receptacles
5. A diagram of your home wiring circuits
6. An educational poster or display about electricity in the home
7. Any other homemade electric device not listed & identify
8. Project Activity Guide
9. Item for Sale

**Class 4D – Unit 4, Entering Electronics**

**Lot #**

1. Display or poster of different electronic parts
2. Display showing how a diode works
3. Display showing how a transistor regulates flow
4. Display showing how LEDs work

5. Homemade flasher
6. Homemade alarm that reacts to light
7. Homemade light meter
8. Homemade SCR intruder alarm
9. Homemade 6-8 watt amplifier
10. An educational poster or display about electronics
11. Any other homemade electronic device not listed & identify
12. Project Activity Guide
13. Item for Sale

**Class 4E – Independent Study**

**Lot #**

- 1-10. Up to ten unlike items related to project
11. Item for Sale

**Grand Champion Electricity Award sponsored by The Corner Store - Lyman and Anne Amsden**

**Class 5 – 4-H Robotics**

**Class 5A – Robotics, Level 1**

**Lot #**

1. Robot you built and programmed
2. Educational display about robotics
3. Project Activity Guide
4. Item for Sale

**Class 5B – Robotics, Level 2**

**Lot #**

1. Robot design
2. Robot



3. Program designed for the robot
4. Robot with a sensor
5. Display showing what you learned in the project this year
6. Any other item not listed, related to project, & identify
8. Project Activity Guide
9. Item for Sale

**Class 5C – Junk Drawer Robotics, Level 1, Robots on the Move**

**Lot #**

1. Present how the items you had were sorted
2. 2-D drawing
3. 3-D image of an item
4. Support constructed to hold textbook
5. Marshmallow Catapult
6. Balance beam
7. 3-D Tic-Tac-Toe game or board
8. Robot Arm plan
9. Robot Arm
10. Power source designed to move the arm
11. Display showing joints and linkages
12. Gripper design
13. Gripper
14. Robot
15. Any other item not listed, related to project, & identify
16. Project Activity Guide
17. Item for Sale

**Class 5D – Junk Drawer Robotics, Level 2, Robots on the Move**

**Lot #**

1. Display showing movement and friction
2. Clipmobile design
3. Clipmobile
4. Simple Electrical circuit
5. Electromagnetic force display
6. Can-Can robot design
7. Can-Can robot
8. Display of gear ratios
9. Gear assembly
10. Gear train that has gear ratio reduction
11. Gear train using compound gears
12. Rover that goes slow and climbs a ramp
13. Display showing buoyancy, weight distribution or surface area
14. Underwater ROV design
15. Underwater ROV
16. Any other item not listed, related to project, & identify
17. Project Activity Guide
18. Item for Sale

**Class 5E – Junk Drawer Robotics, Level 3, Mechatronics**

**Lot #**

1. Display about the differences between series and parallel circuits
2. Display showing electrical switches and direction of electrical flow
3. Double Pole Double Throw (DPDT) switch design
4. Double Pole Double Throw (DPDT) switch
5. Display of a visual sensor
6. Steady hand/buzz wire game
7. Design of a robot using a sensor for control

8. Robot using a sensor for control
9. Display about base 2 binary counting and timing
10. Display telling about logical operators
11. Display about electrical components
12. Solder-less breadboard working electrical circuit
13. Display illustrating the concepts of input, processes, and output
14. Design of a program using a flowchart format
15. Original robot design
16. Original robot
17. Any other item not listed, related to project, & identify
18. Project Activity Guide
19. Item for Sale

**Class 5F – Independent Study**

**Lot #**

- 1-5. Up to 5 unlike items related to project, identify
6. Item for Sale

**Grand Champion Robotics award sponsored by Powder River Examiner**

***Class 6 – 4-H Small Engines***

**Class 6A – Crank It Up!**

**Lot #**

1. Poster showing what you have learned about your project
2. Display of basic tools needed to maintain a small engine

3. An educational display related to what you have learned about two-cycle engines
4. An educational display related to what you have learned about four-stroke engines
5. An educational display showing proper maintenance and care of a lawn mower
6. An educational display of proper safety labels and procedures for small engines
7. Small engine parts display board with a brief explanation of the purpose of the parts and how they work.
8. Display related to some system that you learned about in the project
9. Any educational display related to what you have learned in the project
10. Project Activity Guide
11. Item for Sale

**Class 6B – Warm It Up!**

**Lot #**

1. An educational display comparing the different types of engines
2. An educational poster illustrating and explaining the internal parts of an engine
3. An educational display showing how transmissions work
4. An educational display showing how to conduct a compression check
5. An educational display showing how to adjust a carburetor

6. A display using a real small engine with a brief explanation showing steps in preparing a small engine for storage
7. Carburetor parts display board with brief explanation of the purpose of the parts and how they work together
8. An income and expense record of your lawn mowing business, including cost, hours worked, pay for individual jobs, etc.
9. Any educational display related to what you have learned in this project
10. Project Activity Guide
11. Item for Sale

**Class 6C – Tune It Up!**

**Lot #**

1. An educational display showing how to use diagnostic tools on small engines
2. An educational display showing how to tear down and reassemble a small engine
3. An educational display related to the electrical system of a small engine
4. An educational display about emissions systems on a small engine
5. An educational display showing how to remove and sharpen a mower blade
6. An educational display about careers in small engines
7. An educational display about your working in finding

- resources about small engines on the Internet
8. An educational display about trouble-shooting common problems with small engines
9. An educational display about small engine designs
10. Any educational display related to what you have learned in this project
11. Project Activity Book
12. Item for Sale

**Class 6D – Independent Study**

**Lot #**

- 1-10. Up to ten unlike items related to project
11. Item for Sale

**Grand Champion Small Engines Award sponsored by Frankie Schoonover**

**Class 7 – 4-H Woodworking**



**Class 7A – Measuring Up**

**Lot #**

- 1-10. Up to ten unlike items from plans from Unit 1 or other items of comparable carpentry level
11. Project Activity Guide
12. Item for Sale

**Class 7B – Making the Cut**

**Lot #**

- 1-10. Up to ten unlike items from plans from Unit 2 or other items of comparable

- carpentry level  
 11. Project Activity Guide  
 12. Item for Sale

**Class 7C – Nailing It Together**

**Lot #**

- 1-10. Up to ten unlike items from plans from Unit 3 or other items of comparable carpentry level  
 11. Project Activity Guide  
 12. Item for Sale

**Class 7D – Finishing Up**

**Lot #**

- 1-10. Up to ten unlike items from plans from Unit 4 or other items of comparable carpentry level  
 11. Project Activity Guide  
 12. Item for Sale

**Class 7E – Independent Study**

**Lot #**

- 1-10. Up to ten unlike items related to project  
 11. Item for Sale

**Grand Champion Woodworking Award sponsored by Ty's Custom Furniture**

**Class 8 – 4-H Wind Energy**

**Class 8A – Power of the Wind**

**Lot #**

1. Display your Engineering Notebook

2. Make a powerpoint demonstrating wind energy designs
3. Bring in a demonstration that shows what you have learned about wind energy
4. Create a display that illustrates what you have learned about wind energy
5. Display GIS maps to demonstrate the use of wind energy in the U.S.
6. Research and create a display about wind energy in the U.S., wind farms, schools that use wind power, wind in art and literature, or careers
7. Create and display an innovative design of your own
8. Conduct a wind fair and showcase your projects
9. Make a poster about wind energy
10. Any other item not listed, related to project, identify
11. Project Activity Guide
12. Item for Sale

5. Item demonstrating proper use of cutting torch
6. Poster or display demonstrating safety tips
7. Poster or display demonstrating types of rods and wires
8. Project notebook
- 9-11. Unlike items related to project
12. Item for Sale

**Unit 2 – Intermediate**

**Lot #**

13. Item demonstrating proper use of angles
14. Item demonstrating design on projects
15. Perfect welding technique
- 16-22. Unlike items related to project
23. Project notebook
24. Item for Sale

**Grand Champion Welding Award sponsored by SC Welding, Shilo & Karen Capp**

**Class 9 – 4-H Welding**

**SECTION 5: 4-H PLANTS**

**Unit 1 – Beginning**

**Class 1 – 4-H Forestry**

**Lot #**

1. Item demonstrating proper technique of horizontal welds
2. Item demonstrating proper technique of vertical welds
3. Item demonstrating proper penetration
4. Item demonstrating proper setting on welding

To exhibit in this category, you must be currently enrolled in one skill level of the forestry project. In order to complete a year in this project and exhibit at the fair, you should have completed a minimum of 6 achievement program activities during the year.

If leaves, stems or bark are to be exhibited, they should be

identified with a label near the object on the same page. These labels should have on them (1) the proper common name; (2) location (city and/or county) where located; and (3) date (day, month, year) collected. When exhibiting after more than one year in the project, group specimens by year collected.

Educational displays may consist of groupings of leaves, bark, stems, or related to any aspect of forestry. Displays should be presented in a clear, concise, and interesting manner. The purpose of educational displays is to learn more about the importance of forest ecosystems and forest life.

**Class 1A – Unit 1, Follow the Path**

**Lot #**

1. Exhibit of at least 5 different dried leaves/needles from either coniferous or deciduous trees living in Montana collected during the year.
2. Exhibit a minimum of 5 native Montana trees showing leaf, twig, and fruit from each species
3. Poster or educational display relating to some activity in Unit 1
4. Journal record showing where 10 different leaves/trees are located and the date you found them
5. A photo story of a visit to a state forest or other forest ecosystem

6. A leaf chain or dried leaf collage
7. Plant in a clear jar showing the root system of a tree seedling
8. Any other item not listed, related to project & identify
9. Project Activity Book
10. Item for Sale

**Class 1B – Unit 2, Reach for the Canopy**

**Lot #**

1. Exhibit a collection of at least 10 different kinds of leaves/needles from either coniferous or deciduous trees living in Montana collect during the year
2. Exhibit a minimum of 8 native Montana trees showing leaf, twig, and fruit from each species
3. Poster or educational display relating to some activity in Unit 2
4. A photo-journal of your visit to a local park or forest
5. Photo-journal or field guide on the habitat of 10 organisms that use trees
6. Cross-section of a tree with explanation of the tree’s history
7. Exhibit explaining the fire triangle and forest fire prevention
8. Diagram indicating which part of a tree’s various disease affects
9. Any other item not listed, related to project & identify
10. Project Activity Guide
11. Item for Sale

**Class 1C – Unit 3, Explore the Deep Woods**

**Lot #**

1. Exhibit a collection of at least 20 different kinds of leaves/needles from either coniferous or deciduous trees living in Montana collect during the year
2. Exhibit a minimum of 15 native Montana trees showing leaf, twig, and fruit from each species
3. Poster or educational display relating to some activity in Unit 2
4. A photo-journal of your visit with a “tree informant” to a local part or forest
5. Write a taxonomic key for 5 different leaves you have collected
6. Display 5 bark rubbings you have made and the identification of each tree
7. Display showing the “fruits” or “seeds” of at least 10 trees in your area
8. Any other item not listed, related to project & identify
9. Project Activity Guide
10. Item for Sale

**Class 1D – Independent Study**

**Lot #**

- 1-10. Up to ten unlike items related to project
11. Item for Sale

**Grand Champion Forestry Award sponsored by**

***Class 2 – 4-H Gardening Projects***

**Class 2A – Vegetable Garden**

**Lot #**

- 1-101. Any lot number under **Section H – Open Class Garden**. List lot number and name.
- 102. Item for Sale

**Class 2B – Unit 1, See them Sprout**

**Lot #**

- 1. Dish/container garden
- 2. Flower arrangement
- 3. Educational display
- 4. Any other item not listed, related to project & identify
- 5. Project Activity Guide
- 6. Item for Sale

**Class 2C – Unit 2, Branching Out**

**Lot #**

- 1. Terrarium
- 2. Hydroponically grown plant
- 3. Flower arrangement
- 4. Educational display
- 5. Any other item not listed, related to project, & identify
- 6. Project Activity Guide
- 7. Item for Sale

**Class 2D – Unit 3, Digging Deeper**

**Lot #**

- 1. Plant experiment
- 2. Careers in horticulture
- 3. Analyzing landscape
- 4. Flower arrangement
- 5. Educational display

- 6. Any other item not listed, related to project, & identify
- 7. Project Activity Guide
- 8. Item for Sale

**Class 2E – Independent Study**

**Lot #**

- 1-10. Up to ten unlike items related to project
- 11. Item for Sale

**Class 2F – Flower Garden**

**Lot #**

- 1-108. Any lot number under **Section F – Open Class Floral**. List lot number and name.
- 106. Item for Sale



**Grand Champion Gardening Award sponsored by Margaret Scoles**

***Class 3 – 4-H Crop Science***

**Class 3A – Wheat, Oats, Barley, & Rye**

**Lot #**

- 1. Display related to your visit to a bakery
- 2. Collection of various products made from small grains
- 3. Display telling about your visit to a local livestock feed store
- 4. Poster with a labeled cereal plant attached
- 5. Display of germinated seeds
- 6. Exhibit showing the nine stages of plant growth

- 7. Collection of small grains in containers
- 8. Display of various varieties of small grains
- 9. Display of a spring and winter cereal grain
- 10. Display showing the differences in seed quality
- 11. Exhibit of germinated seeds from exercise 10
- 12. Display with different seed varieties and their resistant
- 13. Display showing the effects of different planting depths
- 14. Collection of soil types
- 15. Display showing growing plants in different soil types
- 16. Display presenting small grain diseases
- 17. Display showing small grain insect pests
- 18. Display identifying weeds
- 19. Collection of small grain pests
- 20. Exhibit showing how to determine field acreages
- 21. Display showing how to determine small grain harvest loss
- 22. Display how to determine the volume of storage structures
- 23. Present a marketing plan
- 24. Display a balance sheet or prices over time of small grains
- 25. Show how production costs are determined
- 26. Exhibit related to careers related to crops
- 27. Plant press
- 28. Any other item not listed, related to project, & identify
- 29. Project Activity Guide
- 20. Item for Sale

**Class 3B – Independent Study**

**Lot #**

- 1-10. Up to ten unlike items related to project
- 11. Item for Sale

**Grand Champion Crop Science Award sponsored by Green Acre Ranch; Gordon and Deb Archer, Waylon and Missy Billing**

***Class 4 – 4-H Range Science Management***

A plant collection is required in each unit. You can add to the same collection each year if you indicated the new plants. Current year's plants must be different from all previous years.

**Class 4A – Unit 1**

**Lot #**

- 1. Picture poster showing the stage of succession
- 2. Poster illustrating the water cycle
- 3. An educational display related to what you have learned about rangelands
- 4. An educational display related to what you have learned about the different plants and animals that live on rangelands.
- 5. An educational display showing different uses of rangelands
- 6. An educational display of the web of life on rangelands
- 7. Profile of a rancher or other user

- 8. Display of a historical timeline related to U.S. Rangeland uses
- 9. Any educational display related to what you have learned in this project
- 10. Any other item not listed, related to project & identify
- 11. Project Notebook
- 12. Item for Sale

**Class 4B – Unit 2**

**Lot #**

- 1. Plant collection consisting of 5 grasses, 1 grass-like, 3 forbs, and 2 shrubs
- 2. Educational display describing soil properties and their effect on plant growth
- 3. Combination Project Manual/Plant Anatomy Reference Book and/or records
- 4. Plant press, including a description of how to collect, press, and mount plant materials properly
- 5. Plant collection binder
- 6. Any other item not listed, related to project & identify
- 7. Item for Sale

**Class 4C – Unit 3**

**Lot #**

- 1. Plant collection consisting of 28 plants
- 2. Educational display showing the abundance of various range plants on range in good condition and range in poor condition
- 3. Project notebook and/or records

- 4. Any other item not listed, related to project & identify
- 5. Item for Sale

**Class 4D – Unit 4**

**Lot #**

- 1. Educational display showing 4 different range sites, or range conditions, or livestock grazing and utilization
- 2. Simple range plan including objectives, plan map, problems, and ideas for solutions
- 3. Project notebook and/or records
- 4. Any other item not listed, related to project & identify
- 5. Item for Sale

**Class 4E – Unit 5**

**Lot #**

- 1. Report on chosen activity including outline, how activity was conducted and results
- 2. Educational display showing one area of good range management
- 3. Any other item not listed, related to project & identify
- 4. Item for Sale

**Class 4F – Independent Study**

**Lot #**

- 1-10. Up to ten unlike items related to project
- 11. Item for Sale

**Grand Champion Range Science Management Award sponsored by Liz McFarland & Mike Wigen**

**Class 5 – 4-H Weed Science**

**Class 5A – Weed Wise**



**Lot #**

1. Standard size wooden plant press, constructed by exhibitor
2. Collection of 12 weeds, properly mounted and identified
3. A written story on “Why I Think it is Important to Recognize Weeds and Control Them” or “Loss and Damage Caused by Weeds on Our Ranch”
4. Notebook and/or records or display on weed options you have chosen
5. Project Activity Guide
6. Any other item not listed, related to project & identify
7. Item for Sale

**Class 5B – Weeds on the Move**

**Lot #**

1. Collection of 18 weeds, properly mounted and identified (No duplication of Unit 1)
2. A map of your ranch, an adjoining ranch, roadside, block or area in which you live showing patches of problem weeds

3. Record with specific details of an observance of spraying a patch of weeds
4. Short story telling “How I Would Control a Patch of Perennial Weeds”
5. Notebook or display on weed options you have chosen
6. Project Activity Guide
7. Any other item not listed, related to project & identify
8. Item for Sale

**Class 5C – Weed-n-Seed**

**Lot #**

1. Collection of 20 weeds, properly mounted and identified, (No duplication of Unit 1 or 2)
2. Sample of five different crop seeds, with a sample of 3 kinds of weed seeds that are commonly found in each of them for a total of 15 weed seeds (don’t duplicated weed seeds)
3. Notebook and/or records or display on weed option you have chosen
4. Project Activity Guide
5. Any other item not listed, related to project & identify
6. Item for Sale

**Class 5D – Advanced Weed Science**

**Lot #**

1. Collection of 8 weeds known to be poisonous to livestock

properly mounted and identified

2. Notebook and/or records or display on weed options you have chosen
3. Any other item not listed, related to project & identify
4. Project Activity Guide
5. Item for Sale

**Class 5E – Independent Study**

**Lot #**

- 1-10. Up to ten unlike items related to project
11. Item for Sale

**Grand Champion Weed Science Award sponsored by Allen Brothers**

**SECTION T: CLOVERBUDS**

Open to any Cloverbud member. Member may enter any item made through their involvement with the Cloverbud Project. Youth will interview with a judge on Tuesday of the Fair. Participation ribbons will be awarded.

**Class 1 - Cloverbuds**


**Lot #**

- 1-12. Up to 12 unlike items related to project



# Tri State Match Bronc Ride

FRIDAY, AUGUST 7, 2015 • BROADUS, MT  
CALCUTTA - 6PM • RODEO - 7PM



**Amazing  
Bucking  
Horses from  
Burch Rodeo!**

**Rozet, WY**

**Cowboy  
Autographs  
at the  
Stockmans  
Club**

**immediately  
following the rodeo**

**Invitational  
Youth Calf Roping**

**Concessions Available**

**ADMISSION:  
\$10<sup>00</sup> Adults  
\$5<sup>00</sup> 10 & Under**

**Downtown  
Street Dance 9pm**

**Questions?  
Louise Wilson 406-767-5626**

*Photo credit: Lana Marie's, Timberline Photography*



# CARNIVAL & GAMES



Thursday, Friday, &  
Saturday

Starting at NOON each day



Sponsored by:

Powder River Chamber of  
Commerce & Ag

More Info:

Call Mary Alice Mangen

436-2263

