

“CUTTING REMARKS”

The Official Publication of the Old Pueblo Lapidary Club
520-323-9154

Officers

President - Pete Peterson 886-9021
Vice President - Jean Barkley 546-1651
Secretary - Pat McMullen 818-2455
Treasurer - Diana Hara 572-0339

Board of Directors

2012 - 2012 Ted Rupp 743-8012
2011 - 2012 Jim Baker 886-2126
2011 - 2012 Skip Barkley 546-1651
2012 - 2013 Merlyn Hiller 296-4469
2012 - 2013 Ray Brown 390-5667
2011 - 2011 Ron Davidson 749-3157 (Advisor)

Membership Chairperson


Frank Schleicher (512) 913-4241

Please join us **July 14th** at
9:00am for the monthly
meeting. There is an
optional social hour that
begins at 8:00am followed
by an educational program
at 9:00am, followed by the
monthly meeting. Visitors
are always welcome.



Articles or news to be included in the *Cutting Remarks* should be emailed to your Editor, Mike DeMeritt (silverlininggemstones@gmail.com), or feel free to call him at 520-203-8430. Submission deadline is the 20th of each month. Thanks!

THE PREZ SEZ by Pete Peterson



July and August (and September) are the Dog Days of Rockhounding in Arizona. This is a good time to figure out what we will do when it cools off. I encourage you all to bring to the summer meetings any ideas and suggestions for field trips you would like, or projects at the club, or new classes, or what ever you think would help or improve the club.

A note to the instructors and monitors: I know that during the year you see things that need work or replacement. We need your list of materials and your wish list for the 2013 budget. Anyone else who wishes to add to this information should tell the monitors or one of the board members. I know it seems a little early to ask for these things, but time will fly by and the new year will be here before we know it. The board will act on the budget in November and December, but will be discussing it at the meetings prior to that. It is not really that far off.

If you happen to be in Minnesota in July, there is an Agate Show in Minnetonka. The American Federation of Mineralogical

Societies and the Midwest Federation convention and show will host "A Celebration of Agates" on July 26 through July 29. The meeting dates are July 24 and 25. If you wish to attend the meetings you must register in advance.

Registration is not necessary for the agate show. Visit the website for more information –

www.amfed.org/show2012.htm

Stay cool, have a happy 4th of July and we'll see you at the monthly meeting July 14th.

Pete

MEMBER NEWS

- No Member News this month (again!) Except a reminder to everybody to take advantage of the slower summer-hour usage of the club's facilities! Many of the snowbirds have "flown north" to enjoy the cooler climate (and who can blame them?!) The good news is this leaves more opportunity to those left behind to cut a cab, facet a beautiful stone, fabricate that unfinished pendant, or take Chuck Lundstom's casting class! The summer months make for precious little sharing of work-space, so take advantage!

Cutting Remarks, Volume 2012, Issue 7, July 2012. Published monthly by the Old Pueblo Lapidary Club, 3118 N. Dale, Tucson, AZ 85712. Telephone: (520) 323-9154, a non-profit organization.



At 9:00 a.m. Vice President Jean Barkley introduced our speaker, Helen Serras-Herman. Helen is an internationally acclaimed gem sculptor and a National Lapidary Hall of Fame member. Her topic was on how to price your gem artwork, an interesting subject for our many members who market their wares.

At the conclusion of Helen's talk President Pete called for a short break.

Pete called the meeting to order at 10:10 a.m.; a quorum was present.

Introduction of new members included, Leonard Porras, Michelle Zabel, Rose Roebuck, Miguel Fragoso, Carolyn Reino and Cole Stanley. Welcome to you all.

A motion was made to approve the May meeting minutes, seconded and approved.

Treasurer Diana Hara gave the financial report. Our major purchases for the period were: badges, \$633.32; T-shirts, \$803.97; an upright sander, \$200.00. To date we have spent 25.8% of our yearly budget.

The new T-shirts were displayed for all to see. Price for the shirts, short sleeve, Las Vegas Gold color is \$12.00 and long

sleeve tan colored is \$15.00.

Pete thanked all those who participated in the annual May cleanup of the club facilities. We still need an insulated box for the water pipes outside the building to keep them from freezing and some doors need painting. Your help would be appreciated.

Our membership chair is out of the country on business and in his absence Diana Hara will fill in as membership person.

Pete informed the membership that juniors under 18 years of age must be supervised by an adult who also must be an OPLC member. The Rocky Mountain Federation insurance kicks in at 18 years of age. Monitors will not be baby sitters for the younger members. Abe Lackow asked what age are juniors in our club. The answer is 12 years of age and under.

This is the latest information on classes: Bill Cascio has an open silver lab on Wednesday nights during the summer. Members should call ahead on any classes or open labs to make sure the monitor is available.

Ray Brown will not be having his silver class at this time. Billy Bob Riley will take the class over on Tuesdays from 6 to 9 for the time being.

Our wire wrapping class instructor is out of town but her class will resume on her return.

Jenny Coniglio will have a beading class if she has enough interest. If you are interested please contact Jenny.

Norma Lackow thanked Helen Herman and Shiela Powell for the wonderful refreshments. She still needs someone for September and October to provide refreshments. Please contact Norma if you can help.

Mani Ohm's bead shop had a bead swap June 9th. Members were asked if they had any interest to please stop by as gem stones were included and other material as well.

Mike DeMeritt will conduct tours of the club facilities after the meeting for all the new members.

Shiela Powell announced that Shirley Collins, a former member, has Alzheimer's and is at a facility. There will be a sale on her collection of rocks and minerals on June 23rd from 7 to 2

p.m. at 5110 E. 25th Street.

Billy Bob has a grinding machine for sale that he manufactured. Please see him if you have an interest

Shiela announced there will be no field trips until September. Twink Monrad, our Librarian, has everything in order with new materials to look at. There were no reports from advertising or security at this time. The Silent Auction is "excellent" with lots of donations.

Shiela Powell, the Education Chair, wanted approval to spend \$50.00 for specimens for the kids. She will try and purchase from the Shirley Collins Sale.

Pat McMullen won the door prize

There being no further business President Pete adjourned the meeting.



WELCOME NEW MEMBERS

**Brian Anderson
Joe Begay &
Carolyn Reino
Marlon Montana**

**Kathryn King
Karen Phill
Miguel Fragoso
Cole Stanley**

JULY CUTTING TIPS

I have fielded many questions about backing turquoise lately, so here's a step-by-step.... This works well for any material that needs backing, not just turquoise.

- 1.) Find a decent pane of glass (plexiglass will work...) at least a foot square or so, thickness doesn't matter much but I usually prefer a thick piece for breakability reasons
- 2.) Wrap it with wax paper, tape the paper on the other side so it lays perfectly flat on the side that you will be backing on. If there are waves or creases in the wax paper, they will show up on the bottoms of your cabs (can be flat-lapped flat, but takes more time and gums up laps...)
- 3.) Get some backing compound, "Liquid Steel", or "JB Weld". If there is better/worse grades, get the best. If they are available in 15-minute or 24-hour varieties be sure to get the longest-curing variety (usually 24-hour...) I use JB Weld Professional Strength 24-Hour, you can get it at Ace Hardware. I buy the (2) 5-ounce tubes size, saves a bunch of money over the 1-oz size and doesn't get used up overnight.
- 4.) Arrange all of your ready-to-be-backed slabs /preforms in the way you want them oriented (best side up).
- 5.) Mix equal parts resin and hardener. This takes some getting used to with JBW, the hardener comes out much thicker than the resin - the trick is to try to make the "squeezes" even. Some people back cabs one at a time, probably the best when you start out. I back them by the 20's and 30's by mixing a big batch of JBW, then spreading it out on the wax-paper-covered-glass. I use a one- or two-inch plastic plaster spreader for this, makes it easy to lay an even-thickness "pancake". I use another piece of waxed paper for the mixing of the epoxy, makes clean-up easy (do not simply mix it on the glass and then spread it - on the bottom your cabs will be a nasty un-mix of resin and hardener!) Take any flat slabs and flat preforms and sandpaper the side that will lay on the epoxy with a rough piece of sandpaper. No need to go crazy, just make some grooves on the underside that the glue can stick to. When you are happy with the thickness/level of your backing epoxy, lay your slabs/preforms on the "pancake" and press them just hard enough into the epoxy to set it into the sandpaper grooves you previously made. If you have pieces that are flat on one side and natural on the other, and you want to orient the flat side up, no problem, just sink those pieces into the epoxy a bit more (so it fills all of the voids - these pieces sometimes need thicker backing). Be careful when grinding & polishing these pieces not to grind through turq/matrix into those backing-filled voids (some cutters don't mind this and some even dye the backing to look nice when it shows through, personally makes me wince! When this happens to me I just saw into more cabs, not willing to have cabs with backing showing through...)
- 6.) When you are satisfied with every cab's position, depth into the backing, etc., step back and allow to harden for at least 24 hours. Don't forget that this chunk of backing will have many cabs on it and when it dries, the cabs must be cut out of the "pancake" with a 4 or 6-inch saw - hard to do if the preforms aren't arranged to make this easier. This whole concept comes with practice more than anything else; eventually you will arrange all perfectly and waste as little as possible...
- 7.) When everything is dry and hard, pull the tape on one side of the glass and carefully lift the pancake up at an angle. Carefully peel the pancake and waxed paper apart.
- 8.) Cut the preforms out of the pancake and start cutting cabs!
- 9.) If, after final cutting, there are any voids on the perimeter of where the backing and turquoise meet, fill those voids with more backing compound (use an alcohol wipe to wipe over the fill afterward, helps keep excess glue off polished areas...)

-Tips provided by Mike DeMeritt, 2012

Rockhounds!

Copper City Rock Shop

566 Ash St.
Globe, AZ 85501
928-425-7885
Open 9 to 5, Tuesday-Saturday

10% off

**Well worth
the trip!**

We have something for everyone. Cabochons, slabs, cutting rough, minerals, fossils, carving rough, metaphysical goods, tumbling grit, gift items. Visit our web site for just a taste of what we have. Then come up and see it all. Bring this ad and get 10% off.

E-mail: mediz@cableone.net

Ad Expires December 2012



Beta Diamond Products, Inc.
www.betadiamond.com
Ph: (714) 777-7144
Fax: (714) 714 693-9351
E-mail: info@betadiamond.com

BETA IS BETTER!

Beta Diamond Products, Inc has been providing diamond abrasive consumables for lapping and polishing since 1986, specializing in diamond powder, compound, spray, aluminum oxide (linde A, B, C), cerium oxide, silicon, carbide, boron carbide, discs, and more. We supply industry, government, universities, faceters and hobbyists with excellent quality, delivery, service and price.



Ad Expires June 2013

DON'T FORGET

Please don't forget to continue to bring in **YOUR** (or anyone else's for that matter) aluminum cans to the Club for recycling. Your contribution would be greatly appreciated to help add \$'s to the Club's treasury. **Thanks!**

JEWELERS SUPPLIES

GOLD ★ SILVER ★ SHEET ★ WIRE

SINCE 1967

For The Professional And Hobbyist

Tuesday - Friday 9-5
Saturday 10-2
Closed Sunday & Monday



- SILVERSMITH TOOLS
- LAPIDARY EQUIPMENT
- FOREDOM TOOLS
- STONES • BEADS
- FINDINGS • CHAINS
- HOW TO BOOKS



882-8750

Starr Gems, Inc.
www.silversupplies.com

220 W. DRACHMAN

SHOWCASES & JEWELRY
DISPLAY ACCESSORIES

Ad Expires November 2012

MONEY SAVING DISCOUNTS

- **DAH Rock Shop** - 10% on most items. See ad in this issue. 520-323-0781
3401 Dodge Blvd, Tucson
- **Colorwright** - 520-623-3874 Web address: <http://www.color-wright.com/>, **MAILING ADDRESS:** 1520 S Desert Crest Dr., Tucson, AZ 85713. Amount of discount depends on item(s) being purchased.
- **Jay's of Tucson** - 30% discount excluding orange tag items, sterling silver sheet and wire. 520-323-1123 (corner of Speedway & Swan)
4627 E Speedway, Tucson
- **Jed's Rock Shop** - 20% on all items. 520-882-6044 - **6275 N Sandario Rd, Tucson**
- **Copper City Rock Shop** - See ad in this issue. 10% discount with ad. 928-425-7885
566 Ash, Globe, AZ 85501
- **Kent's Tools** - 10% 520-624-8098 - **133 E Grant Road, Tucson**
- **Tucson Mineral & Gem World** - 10% 520-883-0682 Web address:
www.tucsonmineral.com
2801 South Kinney Road, Tucson

Editor's Note

Sorry for the short length and late delivery of this month's Cutting Remarks, everybody. It was a very busy month for my family, and I got way behind. Frank, our membership chair, was out-of-country, further complicating things... Next month will be much better! Enjoy your summer, and do some rain dancing - we need that monsoon! -Mike D.

This old anvil laughs at many a broken hammer.

-Carl Sandburg

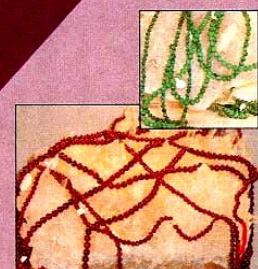
I hear and I forget. I see and I remember.

I do and I understand.

-Chinese Proverb

DAH ROCK SHOP

- Crystals
- Fossils
- Minerals
- Meteorites
- Faceted Stones
- Cabochons
- Turquoise
- Tumbled Stones
- Bookends
- Eggs & Spheres



YOUR BEAD STOP

104
DIFFERENT
VARIETIES
OF SEMI-PRECIOUS
STONE BEADS

All Beads Picked
by Resident Graduate
Gemologist
Huge Selection of
Sterling Silver Findings
Turquoise from
Around the World

3401 N. Dodge, 3 blocks N. of Ft. Lowell (520) 323-0781

**LAPIDARY EQUIPMENT -
STERLING SILVER JEWELRY -
BOOKS - SLABS - ROUGH
STONES - BEADING SUPPLIES -
SILVERSMITH TOOLS**

**HOURS: (TUES - SAT 9:30 - 5:30
(CLOSED SUN & MON)**

**OPLC MEMBERS RECEIVE 10%
OFF ON ALL MERCHANDISE
EXCEPT SPECIALS.
STERLING SILVER WIRES AND
SHEET RECEIVE THE NEXT PRICE
BREAK**

Ad Expires March 2013

DONATIONS

Donna Pugh - magazines.

Arizona Badlands Rock Shop in Springerville - black petrified wood.

Rate Schedule for Advertisements - - - Ad Sizes & Prices

1/8 of a page -
2" H by 3 1/2" W
\$36.00 per year
\$18.00 per half year
\$3.00 per month

1/4 of a vertical page -
4 1/2" H by 3 1/2" W
\$48.00 per year
\$24.00 per half year
\$4.00 per month

1/4 of horizontal page -
2" H by 7 1/4" W
\$48.00 per year
\$24.00 per half year
\$4.00 per month

1/2 page - 4 1/2" H by 7 1/4" W
\$96.00 per year
\$8.00 per month

Full page - 9 1/2" H by 7 1/4" W
\$168.00 per year
\$14.00 per month

WEEKLY WORKSHOP SCHEDULE Phone 323-9154

Mondays

1PM - 4PM **Faceting Guild** (Exp. Facetors Only)
Monitor - Paul Head 296-0331

1PM - 4PM **Silversmith Lab**
Monitor - Lou Akerman 290-6968

6PM - 9PM **Beginning Faceting**
Monitor - Earl Zoeller 886-3518

Tuesdays

9AM - Noon **Cabbing**
Monitor - Billy Bob Riley 225-9060

9AM - Noon **Silversmithing Lab**
Monitor - John Poole 777-5588

10AM - 1PM **Rock Sawing**
Monitor - Jim Baker 886-2126

6PM - 9PM **Silversmithing**
Monitor - Billy Bob Riley 225-9060

Wednesdays

6PM - 9PM **Beginning Casting**
Monitor - Chuck Lundstrom 577-6446

6PM - 9PM **Cabbing**
Monitor - Keith Haubert 784-8283

6PM - 9PM **Silversmithing**
Monitor - Bill Cascio

Thursdays

10AM - 1PM **Rock Sawing**
(BY APPOINTMENT ONLY)
Monitor - Jim Baker 886-2126

Saturdays

9AM - 2PM **Rock Sawing**
Monitor - Jim Griffin 578-3765

10AM - 3PM **Silversmithing**
Monitor - Ray Brown 390-5667

10AM - 3PM **Cabbing***
Monitor - Mike DeMeritt 203-8430

Sundays

12PM - 4PM **Cabbing***
Monitor - Mike DeMeritt 203-8430

***(INSTRUCTION PROVIDED AS AVAILABLE)**

COMMITTEES

ADVERTISING

Melinda Thompson 730-3082

BUILDINGS, GROUNDS & EQUIPMENT

Dave Arens 749-2413

CLASSES & PROGRAMS

Jean Barkley 546-1651

FIELD TRIPS (COMMITTEE)

Jerry Behn 761-1924

Bob O'Donnell 886-0384 (Chairperson)

Shiela Powell 578-1976

Al Romey 325-7263

HISTORIAN

Twink Monrad 297-9454

JUNIOR EDUCATION

Gretchen Arnaiz 747-1511

Sheila Powell 578-1976

KITCHEN

General Membership

LIBRARIAN

Twink Monrad 297- 9454

MEMBERSHIP

Frank Schleicher (512) 913-4241

SECURITY

Ron Davidson 749-3157

SILENT AUCTION

Dan Harmsen 721-8452

Old Pueblo Lapidary Club
 (Cutting Remarks - Jul 2012)
 3118 N. Dale
 Tucson, AZ 85712
 (520) 323-9154

OPLC Membership Application - Please Print

Name1 _____ Name 2 _____ Date _____

Local Address _____

City _____ State _____ Zip Code _____ Phone number (____) _____

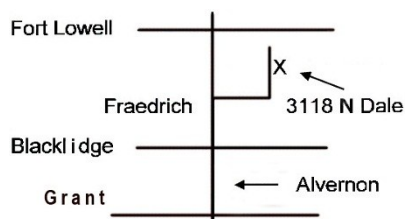
Email address _____ Summer Dates: From _____ To _____

Summer Address _____

City _____ State _____ Zip Code _____

Type of membership:	<u>1st Quarter</u>	<u>2nd Quarter</u>	<u>3rd Quarter</u>	<u>4th Quarter</u>	<u>Annual Renewals</u>
Single Member	\$25.00	\$20.00	\$15.00	\$10.00	\$20.00
Couple (same address)	\$35.00	\$27.00	\$22.00	\$15.00	\$25.00
Junior	\$12.50	\$10.00	\$7.50	\$5.00	\$10.00

Mail to: Membership Chairperson, Old Pueblo Lapidary Club, 3118 N. Dale, Tucson, AZ 85712



The Business Meetings are held on the 2nd Saturday of each month. A pre-meeting social hour (except for the December meeting) is at 8:00 a.m., followed by an educational program, and ends with the monthly meeting. Visitors are most welcome.