



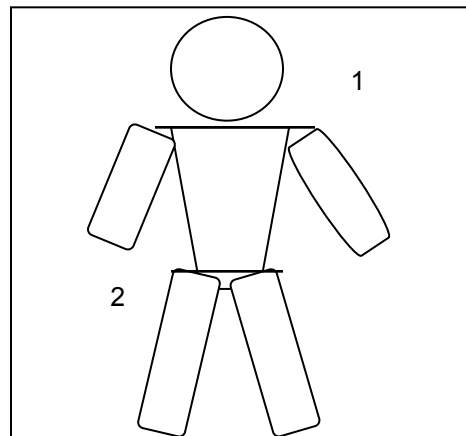
PO Box 369  
Selah WA 98942  
Toll Free 800-278-9626  
Fax 509-453-8326

## Measurement Chart

Passenger's Name: \_\_\_\_\_ Male or Female: \_\_\_\_\_  
Date of Birth: \_\_\_\_\_ Age: \_\_\_\_\_  
Height: \_\_\_\_\_ Weight: \_\_\_\_\_

### Measurements:

1. Shoulder Width: \_\_\_\_\_
2. Hip Width: \_\_\_\_\_
3. Seat To Top Of Head: \_\_\_\_\_
4. Seat To Shoulder: \_\_\_\_\_
5. Seat To Inside Of Knee: \_\_\_\_\_
6. Lower Leg: \_\_\_\_\_



### Axiom improv Size 1.5 Indoor/Outdoor Medical Mobility Push Chair

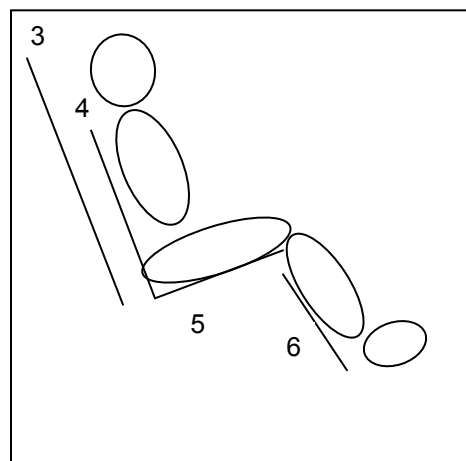
- Weight Capacity 100 lbs
- Stroller Weighs 28lbs
- Seat Width 15", Depth 12", Back Height 28"
- Lower leg Adjustable 16"

### Axiom improv Size 2 Indoor/Outdoor Medical Mobility Push Chair

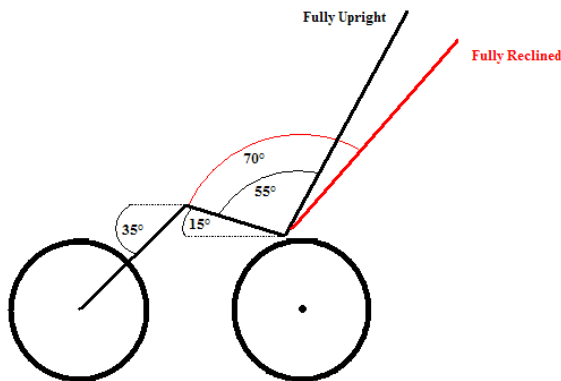
- Weight Capacity 150 lbs
- Stroller Weighs 33 lbs
- Seat width 15", Depth 15", Back height 28"
- Lower leg adjustable up to 17"

### Axiom improv Size 3 Indoor/Outdoor Medical Mobility Push Chair

- Weight Capacity 200 lbs
- Stroller Weighs 35 lbs
- Seat width 18", Depth 15",
- Back height 31"
- Lower leg adjustable up to 17"



### Seat Angles



At Adaptive Star we believe in Going Out & Making A Difference, we hope you will join us on our journey.

[www.adaptivestar.com](http://www.adaptivestar.com)