



Innovation
that excites

NISSAN NAVARA



[Contents](#) | [Exterior design](#) | [Interior design](#) | [Technology & Performance](#) | [Style & Accessories](#) | [Technical Specifications](#) | [Price List](#) | [Commitments](#)

[Print](#) | [Close](#)

[REQUEST A TEST DRIVE](#)





WILD AT HEART NISSAN NAVARA

LOOK & FEEL

| | |
|-----------------|----|
| EXTERIOR DESIGN | 4 |
| INTERIOR DESIGN | 10 |

TECHNOLOGY & PERFORMANCE

| | |
|-----------------------|----|
| NISSANCONNECT PREMIUM | 14 |
| INTERIOR SPACE | 16 |
| DETAILS | 18 |
| SAFETY & SECURITY | 20 |

STYLE & ACCESSORIES

| | |
|------------------|----|
| ACCESSORIES | 22 |
| COLOURS/TRIMS | 24 |
| ALL ABOUT NISSAN | 26 |

OPEN ROAD. OPEN SPACE.

OPEN MIND: LIVE TO THE MAX IN THE NISSAN NAVARA - A FULLY FLEXIBLE FIVE-SEATER WITH ALL MOD CONS.

STRONGER, TOUGHER AND MORE POWERFUL THAN EVER, IT'S BUILT FOR BIG ADVENTURE.

more on www.nissan.co.uk/navara

THIS
IS THE LIFE

MORE NOSE, MORE NOUSE:

The tough NAVARA design is a guaranteed pick-up. Easy to live with, great to work with and even more rewarding to play with.

Equipped with an ultra-powerful V6 3L-Diesel engine delivering 231PS and 550NM of torque*, NAVARA's strength and drive is unique in its category. Flexible, responsive and remarkably agile thanks to a highly effective suspension system - nothing's too heavy for its tough, high tensile steel ladder chassis with welded cross-members.

V6 DIESEL

3L ENGINE

550
NEWTON METRE

231
PS

7 AT

5-SEAT
DOUBLE CAB

* available on OUTLAW grade

4
LOOK & FEEL

5
EXTERIOR DESIGN

[REQUEST A TEST DRIVE](#)



ON THE ROAD

A BIT OF ROUGH AND TUMBLE won't hurt NAVARA: with an impressive load capacity of over 1,100kg – the bigger and bulkier, the better.

5-SEAT
DOUBLE CAB

1,100
KG-PAYLOAD

3,000 KG
MAX TOWING*

*2,700 kg on King Cab / 2,600 kg on Double Cab / 3,000 kg on Double Cab OUTLAW

6
LOOK & FEEL

7
EXTERIOR DESIGN

REQUEST A TEST DRIVE



TAKE ME HIGHER

THE BEST THING about having a work-horse like NAVARA is when you take time off. So head for the hills and enjoy the ride.



5AT GEAR

Sit back and relax with a 5-speed automatic gearbox or get more involved with the option to change gear up or down in sequence for faster progress or just for fun.

2,600 KG TOW STRENGTH

NAVARA has more than enough stamina for your adventures - so pile on the weight and keep going.

2.5 dCi 190 PS 450 NM

A sports-driven front design, a fully-equipped living cabin and an outstanding capacity for action and adventure, all built on a mass of muscle. Hardworking and handsome, NAVARA is style with purpose: its high stance and wide flared wheel arches give you greater ground clearance and axle articulation for rough terrain.

Technical data above refers to TEKNA grade Double Cab

8
LOOK & FEEL

9
EXTERIOR DESIGN

[Contents](#) | [Exterior design](#) | [Interior design](#) | [Technology & Performance](#) | [Style & Accessories](#) | [Technical Specifications](#) | [Price List](#) | [Commitments](#)

[Page 1](#) | [Page 2](#) | [Page 3](#)

[Print](#) | [Close](#)

[REQUEST A TEST DRIVE](#)



5-SEAT
DOUBLE CAB

DUAL ZONE
AUTO A/C

NEAT
STORAGE

FULL 5-SEATER:
THIS IS MY HOME

COME ON IN: the NAVARA Double Cab is a full five-seater with a spacious cabin, refreshed by a dual zone auto A/C.

10
INTERIOR DESIGN

11
LOOK & FEEL

REQUEST A TEST DRIVE





DUAL ZONE
AUTO A/C

BLUETOOTH®
HANDS-FREE

CRUISE
CONTROL

Keep up the pace with cruise control and speed limiter at the tip of your fingers. Play DVDs and CDs, browse with Bluetooth® streaming or enjoy live-performance sound quality from your iPod, MP3 player or USB stick.

Specification varies by grade, please see UK spec guide for full details.

5-STAR
COMFORT

YOU'D THINK YOU WERE IN AN EXECUTIVE SALOON

with that extra-wide layout, full leather finishes and Premium Sat Nav system set neatly into the dash.

12
INTERIOR DESIGN

13
LOOK & FEEL

REQUEST A TEST DRIVE





Visualise your journey on your 7" touch-screen with ultra-clear display of info-alerts, music selections, your phone book and diary and even the view behind. Watch out behind thanks to the rear view camera. Having eyes in the back of your head makes light work of reverse parking and back-seat surveillance.

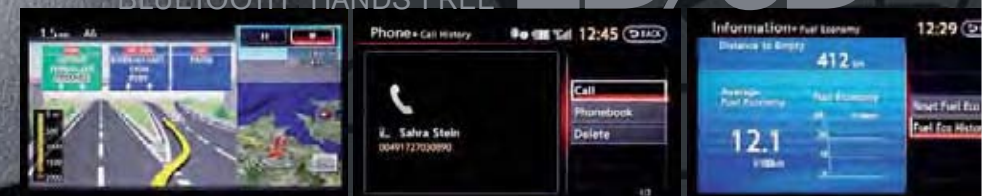
NISSANCONNECT PREMIUM

YOUR FULLY INTEGRATED NAVIGATION, COMMUNICATION AND VIDEO/AUDIO ENTERTAINMENT SYSTEM KEEPS YOU IN RHYTHM WHEREVER YOU ARE.

SPLIT SCREEN

2D/3D

BLUETOOTH® HANDS-FREE



MAP your route on a high-definition 2D or 3D split screen and auto-zoom on key targets with voice guidance in 8 European languages.

OPEN up with Bluetooth® hands-free connectivity complete with caller ID and voice recognition. Just sync your phone once and you are ready to talk.

TRACK your progress thanks to continuous updates on your touch screen. Precise and always pertinent, it gives you a sharper edge.

40GB

HARD DISC DRIVE



2ND ROW SEATS

SHARE MY SPACE

THE SECOND ROW SEATS split 60:40 and have a clever folding mechanism to create even more room for luggage.



LUGGAGE SPACE

5-SEAT DOUBLE CAB

* Specification varies by grade, please see UK technical specification for full details.





LAY MY BED

NAVARA's got a practical bed size with well over a metre of useful space between the wheel arches.

THE STREAMLINED, tubular roof rack (standard on Tekna grade) is shaped to reduce wind resistance and can carry 56kg.

C-CHANNEL TIE-DOWN SYSTEM. Ideal for securing all shapes of cargo for safe transportation, the system consists of four innovative channels running the length of the pick-up bed – including two fixed to the bed floor – and one running the width, plus four heavy duty cleats that move to where you need a tie-down point. This flexible system allows any type of load, however awkward, to be secured quickly and safely and is standard from Acenta grade.



SELECT FROM 3 DRIVING MODES

Command and control:

- > **2WD HIGH** powers the rear wheels only for use in normal conditions.
- > **4WD HIGH** gives a 50/50 front/rear spread for light off-roading in mud or snow.
- > **4WD LOW** is for serious off-road driving in sand, snow or deep mud and for maximum traction while climbing and maximum engine braking on descent.



20
TECHNOLOGY & PERFORMANCE

STABLE AND SOUND.

Nissan's Electronic Stability Protection system automatically activates the ABS, traction and control features to help you handle difficult manoeuvres.

3,000 kg
MAX TOWING*



ROTARY 4X4 SWITCH

Turn the dial to shift from 4X4 to 4X2 and back again in one simple movement.



DIFFERENTIAL LOCK.

In extreme conditions, this option locks the rear differential so you never have to stop advancing.



SAFE AND SOUND: all-round airbags are there if you need them.

* 2,700 kg on King Cab / 2,600 kg on Double Cab / 3,000 kg on Outlaw

Specification varies by grade, please see UK technical specification for full details.

TRANSMISSION
4X4

21
SAFETY AND SECURITY

[Contents](#) | [Exterior design](#) | [Interior design](#) | [Technology & Performance](#) | [Style & Accessories](#) | [Technical Specifications](#) | [Price List](#) | [Commitments](#)

[Print](#) | [Close](#)

[Page 1](#) | [Page 2](#) | [Page 3](#) | [Page 4](#)

REQUEST A TEST DRIVE



- 1) Velour textile mats
- 2) Standard textile mats
- 3) Rubber mats
- 4) Bedliner and plastic tool box
- 5) Hard top X-Line
- 6-7) Tow bar flanged or fixed
- 8) Wind deflectors
- 9) Illuminated side bars
- 10) Front parking sensors
- 11) Foglamp rings
- 12) Hood deflector
- 13) Chrome mirror caps*

*Standard on Tekna & Outlaw grades



COLOURS



* ELECTRIC BLUE - M - **RAK**



STARBURST SILVER - M - **KLO**



CAYMAN BLUE - M - **BW9**



SLATE - M - **KAP**



ALBASTAR WHITE - S - **QM1**



METALLIC BLACK - M - **GN0**

*Ends January 2014

M = METALLIC - S = SOLID

24
COLOURS

TRIMS



VISIA
Black cloth



ACENTA
Black cloth



TEKNA/OUTLAW
Black leather

DIMENSIONS




DOUBLE CAB

A: Overall height: 1,913MM (with roof bars)
B: Overall length: 5,296MM
C: Overall width: 1,848MM (excluding mirrors)

FLOOR

Height: 457MM
Length: 1,511MM
Width: 1,560MM



KING CAB


A: Overall height: 1,785MM
B: Overall length: 5,296MM
C: Overall width: 1,848MM (excluding mirrors)

FLOOR

Height: 457MM
Length: 1,861MM
Width: 1,560MM



COLOURS/TRIMS



AT NISSAN, YOU BRING OUT THE BEST IN US.

You spark our imagination. You provoke our ingenuity. You inspire us to change the rules and innovate. And at Nissan, innovation is not just about additions and extensions; it's about crossing the line to reinvent the status quo. It's about developing unexpected solutions to satisfy your wildest and most pragmatic desires. At Nissan, we design cars, accessories and services that break the mould - making the practical exciting and the exciting practical to offer you a more exhilarating driving experience everyday.



NISSAN NAVARA OFFERS YOU:

3-YEAR WARRANTY

12-YEAR ANTI-CORROSION WARRANTY

12,500 MILE SERVICE INTERVAL

* whichever comes first

REQUEST A TEST DRIVE





visit our website at: www.nissan.co.uk/navara

Follow Nissan NAVARA on:



Every effort has been made to ensure that the content of this publication is correct at the time of going to press (September 2013). This brochure has been produced featuring prototype vehicles exhibited at motor shows. In accordance with the company's policy of continuously improving its products, Nissan International reserves the right to change at any time the specification and the vehicles described and shown in this publication. Nissan dealers will be informed of any such modifications as quickly as possible. Please check with your local Nissan dealer to receive the most up-to-date information. Because of the limitations of the printing processes used, the colours shown in this brochure may differ slightly from the actual colours of the paint and interior trim materials used. All rights reserved. Reproduction in whole or part of this brochure without the written permission of Nissan International is forbidden.

This brochure is made from chlorine free paper - NAVARA GEB 09/2013 - Printed in EU. Part Number 99999-54115
Created by NEW BBDO, France - Tel: +33 1 40 62 37 37 and produced by E-GRAPHICS/France, France - Tel: +33 1 49 09 25 35.

Dealer stamp:

[Contents](#) | [Exterior design](#) | [Interior design](#) | [Technology & Performance](#) | [Style & Accessories](#) | [Technical Specifications](#) | [Price List](#) | [Commitments](#)

[Print](#) | [Close](#)

[REQUEST A TEST DRIVE](#)



Innovation
that excites

NISSAN NAVARA



[Contents](#) | [Exterior design](#) | [Interior design](#) | [Technology & Performance](#) | [Style & Accessories](#) | [Technical Specifications](#) | [Price List](#) | [Commitments](#)

[Print](#) | [Close](#)

[REQUEST A TEST DRIVE](#)



The Navara is all about freedom, including freedom of choice. That's why we offer a Double Cab or King Cab, two transmissions, five core grades – quite apart from the range of colours and accessories that all let you create your perfect, personalised Navara.



VISIA DOUBLE CAB STANDARD FEATURES

DRIVE TRAIN

- 2.5 dCi with 144 PS / 350 Nm
- Part-time 4-wheel drive
- Low ratio gearbox

EXTERIOR

- 17" Alloy wheels (x4)
- Door mirrors with indicator/puddle lamp
- Tailgate lock
- One-handed tailgate release
- Tube rear bumper
- Tailgate lock

SAFETY AND SECURITY

- ESP (Electronic Stability Programme)
- ABS with EBD and Brake Assist
- Driver and passenger airbags
- Active front headrests
- 3-point rear seatbelts
- ISOFIX child seat anchoring points x2
- Superlocking for Cab
- NATS alarm
- NATS engine immobiliser

INTERIOR

- Cloth seat material
- 60/40 split foldable rear bench seat

COMFORT AND CONVENIENCE

- Manual Air Conditioning
- Electrically adjustable door mirrors
- Rotary selectable 4WD switch
- Remote central door locking
- Electric front and rear windows
- Power assisted steering
- Tilt adjustable steering wheel
- CD/ Radio audio
- Bluetooth telephone integration
- 2 Speakers

OPTIONS AT EXTRA COST

- External cab guard frame

ACENTA KING CAB OR DOUBLE CAB FEATURES ADDITIONAL TO VISIA

DRIVE TRAIN

- 2.5 dCi with 190 PS / 450 Nm
- Part-time 4-wheel drive
- Low ratio gearbox

EXTERIOR

- Chrome grille
- Front fog lights
- Body coloured door mirrors
- Side steps
- Rear step bumper load area
- C-Channel moveable tie-down point

SAFETY AND SECURITY

- Side & curtain airbags
- 3-point rear seatbelts (x3 on Double Cab, x2 on King Cab)
- ISOFIX child seat anchoring points x2 (Double Cab)

INTERIOR

- 60/40 split foldable rear bench seat (Double Cab only)
- Rear jump seats with under seat storage (King Cab only)
- Leather steering wheel, gear knob and handbrake
- Driver's seat height adjust
- Map reading light

COMFORT AND CONVENIENCE

- Sunglasses holder
- Dual zone climate control
- Heated door mirrors
- Cruise control with speed limiter
- Drive computer
- Electric front and rear windows (front only on King Cab)
- USB iPod connectivity
- 6 Speakers

OPTIONS AT EXTRA COST

- External cab guard frame

TEKNA DOUBLE CAB FEATURES ADDITIONAL TO ACENTA

EXTERIOR

- Roof rails
- Chrome power folding mirrors with indicator/puddle lamp
- Pop up headlamp washers
- Rear privacy glass

INTERIOR

- Graphite leather seats*
- Heated front seats
- Power adjust driver's seat
- Illuminated footwell
- Aluminium front door entry guards

COMFORT AND CONVENIENCE

- Rain sensing windscreen wipers
- Automatic headlamps
- Auto dim rear view mirror
- Steering wheel audio controls

OPTIONS AT EXTRA COST

- Nissan Connect Premium with:
 - 7" touch screen
 - HDD Satellite Navigation
 - HDD music server
 - USB iPod connectivity
 - DVD movie playback (whilst vehicle is stationary)
 - Rear Parking camera

OUTLAW V6 DOUBLE CAB FEATURES ADDITIONAL TEKNA

DRIVE TRAIN

- 3.0 dCi V6 231PS/550Nm
- 7-speed auto transmission

INTERIOR

- Electric sunroof

EXTERIOR

- 18" alloy wheels (x5)

COMFORT AND CONVENIENCE

- Nissan Connect Premium with:
 - 7" touch screen
 - HDD Satellite Navigation
 - HDD music server
 - USB iPod connectivity
 - DVD movie playback (whilst vehicle is stationary)
- BOSE™ speaker system

NAVARA

| | King Cab | Double Cab | | | |
|---------------------|---------------|---------------|--------------|---------------|---------------|
| VERSION | ACENTA | VISIA | ACENTA/TEKNA | TEKNA | OUTLAW V6 |
| DRIVE TYPE | Part-time 4WD | Part-time 4WD | | Part-time 4WD | Part-time 4WD |
| ENGINE | YD25 Kai3 | YD25 kai3 | | YD25 Kai3 | V9X |
| TRANSMISSION | Manual | Manual | Manual | Auto | Auto |

| ENGINE DESCRIPTION | | | | | | | |
|--------------------------------------------------------|---------|--------------|-----------------------------------|-----------------------------------|-----------------------------------|-----------------------------------|--------------------------------------------------------------|
| Engine Code | | | YD25 Kai3 | YD25 Kai3 | YD25 Kai3 | YD25 Kai3 | V9X |
| No. of cylinders, configuration | | | 4, in line | 4, in line | 4, in line | 4, in line | V6 65° |
| Valves per cylinder | | | 4, DOHC | 4, DOHC | 4, DOHC | 4, DOHC | 4 |
| Air intake system | | | Turbo VNT Intercooler | Turbo VNT Intercooler | Turbo VNT Intercooler | Turbo VNT Intercooler | Turbo Intercooler |
| Control system | | | ECM | ECM | ECM | ECM | ECM |
| Cylinder block and head | | | Iron/ Al | Iron/ Al | Iron/ Al | Iron/ Al | CGI (block)/Al (head) |
| Engine capacity | | cc | 2488 | 2488 | 2488 | 2488 | 2991 |
| Bore x Stroke | | mm | 89x100 | 89x100 | 89x100 | 89x100 | 84x90 |
| Compression ratio | | | 15:01 | 15:01 | 15:01 | 15:01 | 16:01 |
| Camshaft drive | | | Chain driven | Chain driven | Chain driven | Chain driven | Single stage chain |
| Valve actuation | | | Direct (Graded shims) | Direct (Graded shims) | Direct (Graded shims) | Direct (Graded shims) | Roller Finger Follower (RFF) + Hydraulic Lash Adjuster (HLA) |
| Valve size (intake/exhaust) | | mm | 28.55 / 25.95 | 28.55 / 25.95 | 28.55 / 25.95 | 28.55 / 25.95 | 25.8/23.8 |
| Valve timing (intake/exhaust) | opening | *BTDC | 2 / 226 | 2 / 226 | 2 / 226 | 2 / 226 | 19/246 |
| | closing | *ATDC | 210 / -2 | 210 / -2 | 210 / -2 | 210 / -2 | 228/13.5 |
| Electric throttle | | | Yes | Yes | Yes | Yes | Yes |
| Combustion principle | | | Compression ignition | Compression ignition | Compression ignition | Compression ignition | Compression ignition |
| Combustion chamber shape | | | Toroidal | Toroidal | Toroidal | Toroidal | Toroidal |
| Bearings | | | 5 | 5 | 5 | 5 | 4 |
| Fuel pump | | | Denso HP-3 | Denso HP-3 | Denso HP-3 | Denso HP-3 | Bosch CP1H |
| Fuel type | | | Diesel / Biodiesel (B10 max) | Diesel / Biodiesel (B10 max) | Diesel / Biodiesel (B10 max) | Diesel / Biodiesel (B10 max) | Diesel / Biodiesel (B10max) |
| Fuel type - CN or RON | min | CN/ RON | CN51 | CN51 | CN51 | CN51 | CN51 |
| Fuel supply | | | Direct Injection + Common rail | Direct Injection + Common rail | Direct Injection + Common rail | Direct Injection + Common rail | Common rail direct multi-injection |
| Emission control system | | | EGR + Catalyst + DPF | EGR + Catalyst + DPF | EGR + Catalyst + DPF | EGR + Catalyst + DPF | EGR + Catalyst + DPF |
| Cold start | | | Electronic Glow Plug Control Unit | Electronic Glow Plug Control Unit | Electronic Glow Plug Control Unit | Electronic Glow Plug Control Unit | Electronic Glow Plug Control Unit |
| Balancer assembly shafts | | | with | without | with | with | - |
| Oil capacity (min/max) | | l | 5.3 / 6.7 | 5.3 / 6.7 | 5.3 / 6.7 | 5.3 / 6.7 | 4.0 / 6.5 |
| Oil Pan | | | Al / Steel | Al / Steel | Al / Steel | Al / Steel | Aluminium |
| ENGINE PERFORMANCE (according to EC 80/1269 directive) | | | | | | | |
| Maximum engine power | | kW(FPS)/rpm | 140 (190)/ 3600 | 106(144)/3600 | 140 (190)/ 3600 | 140 (190)/ 3600 | 170(231)/ 3750 |
| Maximum engine power | | bhp | 187.7 | 142.08 | 187.7 | 187.7 | 228 |
| Maximum engine torque | | Nm (kgm)/rpm | 450/2000 | 350/1600 | 450/2000 | 450/2000 | 550/1750 |
| Emission class | | | Euro 5 | Euro 5 | Euro 5 | Euro 5 | Euro 5 |
| TRANSMISSION SPECIFICATION | | | | | | | |
| Clutch type | | | Dry Plate Mech. | Dry Plate Mech. | Dry Plate Mech. | Torque Converter | Torque Converter |
| Transmission type | | | 6 Speed M/T | 6 Speed M/T | 6 Speed M/T | 5 Speed A/T | 7 Speed A/T |
| Gear ratio | 1st | | 4.692 | 4.692 | 4.692 | 3.827 | 4.886 |
| | 2nd | | 2.705 | 2.705 | 2.705 | 2.368 | 3.169 |
| | 3rd | | 1.747 | 1.747 | 1.747 | 1.52 | 2.027 |
| | 4th | | 1.291 | 1.291 | 1.291 | 1.000 | 1.411 |
| | 5th | | 1.000 | 1.000 | 1.000 | 0.834 | 1.000 |
| | 6th | | 0.827 | 0.827 | 0.827 | -- | 0.864 |
| | 7th | | -- | -- | -- | -- | 0.774 |
| | Rev | | 4.260 | 4.260 | 4.260 | 2.613 | 4.041 |
| Final drive | | | 3.692 | 3.692 | 3.692 | 3.538 | 3.133 |
| Transfer ratio (in 4Lo mode) | | | 2.625 | 2.625 | 2.625 | 2.625 | 2.625 |
| Driven wheels | | | 4WD | 4WD | 4WD | 4WD | 4WD |
| SECURITY | | | | | | | |
| Thatcham Security Rating | | | 10 | 10 | 10 | 11 | 11 |
| PERFORMANCE | | | | | | | |
| Maximum speed (Vmax) | | mph (km/h) | 112 (180) | 104(168) | 112(180) | 111(178) | 121 (195) |
| Accel. 0-100 km/h (0-62mph) | | sec | 10.8 | 13.1 | 11.1 | 10.7 | 9.3 |
| Frontal area | | (m**2) | 2.76 | 2.76 | 2.76 | 2.76 | 2.76 |
| Aerodynamics | | Cd | 0.41 | 0.43 | 0.43 | 0.43 | 0.43 |

| | King Cab | | Double Cab | | | | |
|--------------------------------------------------------------|---------------|---------------|---------------|--------------|---------------|---------------|-------------|
| VERSION | ACENTA | | VISIA | ACENTA/TEKNA | TEKNA | OUTLAW V6 | |
| DRIVE TYPE | Part-time 4WD | | Part-time 4WD | | Part-time 4WD | Part-time 4WD | |
| ENGINE | YD25 Kai3 | | YD25 kai3 | | YD25 Kai3 | V9X | |
| TRANSMISSION | Manual | | Manual | Manual | Auto | Auto | |
| FUEL CONSUMPTION (according to EC 1999/100 directive) | | | | | | | |
| Fuel tank capacity | | l | 80 | 80 | 80 | 80 | 80 |
| Urban cycle | | mpg (l/100km) | 26.4 (10.7) | 27.4 (10.3) | 26.4 (10.7) | 24.6 (11.5) | 22.2 (12.7) |
| Extra urban | | mpg (l/100km) | 39.8 (7.1) | 40.4 (7.0) | 39.8 (7.1) | 38.2 (7.4) | 37.2 (7.6) |
| Combined | | mpg (l/100km) | 33.6 (8.4) | 34.5 (8.2) | 33.6 (8.4) | 31.8 (8.9) | 29.7 (8.5) |
| CO2 mass emission (combined) | | g/km | 222 | 215 | 222 | 235 | 250 |
| NOISE (according to EC 1999/101 directive) | | | | | | | |
| Driving noise level | | (dB(A)) | 75 | 75 | 75 | 75 | 75.4 |
| Standing noise level | | (dB(A))/rpm | 80 | 80 | 80 | 81 | 79.5 |
| EXTERIOR DIMENSIONS | | | | | | | |
| Overall length (Rr Bumper Step type) | | mm | 5296 | 5296 | 5296 | 5296 | 5296 |
| Overall length (Without Rr Bumper) | | mm | 5222 | 5222 | 5222 | 5222 | 5222 |
| Overall width (excl. mirrors) | | mm | 1848 | 1848 | 1848 | 1848 | 1848 |
| Max Overall height (w/o roofrails) | Max | mm | 1783 | 1797 | 1795 | 1795 | 1795 |
| Max Overall height (with roofrails) | Max | mm | -- | - | 1905 | 1905 | 1906 |
| Wheelbase | | mm | 3200 | 3200 | 3200 | 3200 | 3200 |
| Overhang | Front | mm | 866 | 866 | 866 | 866 | 866 |
| Overhang (Rr Bumper step type) | Rear | mm | 1230 | 1230 | 1230 | 1230 | 1230 |
| Overhang (with Rr Bumper) | | mm | 1156 | 1156 | 1156 | 1156 | 1156 |
| Track | Front | mm | 1570 | 1570 | 1570 | 1570 | 1570 |
| Track | Rear | mm | 1570 | 1570 | 1570 | 1570 | 1570 |
| DOORS & SEATING CAPACITY | | | | | | | |
| Number of seats | 1st Row | | 2 | 2 | 2 | 2 | 2 |
| | 2nd Row | | 2 | 3 | 3 | 3 | 3 |
| Door length | Front | mm | 1118.5 | 1118.5 | 1118.5 | 1118.5 | 1118.5 |
| | Rear | mm | 596 | 874 | 874 | 874 | 874 |
| Door opening angle | Front | ° | 65 | 65 | 65 | 65 | 65 |
| | Rear | ° | 88 | 76 | 76 | 76 | 76 |
| BED SIZE | | | | | | | |
| Length | Floor | mm | 1861 | 1511 | 1511 | 1511 | 1511 |
| | Top | mm | 1837 | 1487 | 1487 | 1487 | 1487 |
| Width | Floor | mm | 1560 | 1560 | 1560 | 1560 | 1560 |
| | Top | mm | 1496 | 1496 | 1496 | 1496 | 1496 |
| Width (between wheelarches) | | mm | 1130 | 1130 | 1130 | 1130 | 1130 |
| Opening width | | mm | 1432 | 1432 | 1432 | 1432 | 1432 |
| Height | | mm | 457 | 457 | 457 | 457 | 457 |
| INTERIOR PACKAGING | | | | | | | |
| Effective interior length (A-Pillar ~ Back panel) | | mm | 1780 | 2130 | 2130 | 2130 | 2130 |
| Front head room (w/o sunroof) | | mm | 111 | 111 | 111 | 111 | 111 |
| Front head room (with sunroof) | | mm | -- | -- | -- | -- | 73 |
| Second row head room | | mm | 50 | 90 | 90 | 90 | 90 |
| Front knee room | | mm | 632 | 632 | 632 | 632 | 632 |
| Second row knee room | | mm | 448 | 612 | 612 | 612 | 612 |
| Front shoulder room | | mm | 1480 | 1480 | 1480 | 1480 | 1480 |
| Second row shoulder room | | mm | 1394 | 1480 | 1480 | 1480 | 1480 |
| Front HIP room | | mm | 1480 | 1480 | 1480 | 1480 | 1480 |
| Second row HIP room | | mm | 1366 | 1480 | 1480 | 1480 | 1480 |
| WEIGHTS | | | | | | | |
| Kerb weight | | kg | 1990 | 2085 | 2085 | 2100 | 2150 |
| Gross vehicle weight | | kg | 3110 | 3210 | 3210 | 3210 | 3240 |
| Maximum payload | | kg | 1215 | 1250 | 1250 | 1210 | 1130 |
| Permissible axle weight front | | kg | 1370 | 1470 | 1470 | 1470 | 1530 |
| Permissible axle weight rear | | kg | 1960 | 1960 | 1960 | 1960 | 2033 |
| Max. towing capacity weight braked @ 12% | | kg | 2700 | 2600 | 2600 | 2600 | 3000 |
| Max. trailer weight unbraked | | kg | 750 | 750 | 750 | 750 | 750 |
| Permissible vertical force on hitch ball | | kg | 108 | 104 | 104 | 104 | 120 |
| Towbar load limit | | kg | 20 | 20 | 20 | 20 | 20 |
| Max. roof load with roof bars | | kg | - | - | 56 | 56 | 56 |

| | King Cab | | | Double Cab | | | | |
|-------------------------------------------------------------------------|----------------------------------------------------------------------------|--------|--------------------------|----------------------------------------------------------------------------|--------------------------------------|--------------------------------------|--------------------------------------|--|
| VERSION | ACENTA | | | VISIA | ACENTA/TEKNA | TEKNA | OUTLAW V6 | |
| DRIVE TYPE | Part-time 4WD | | | Part-time 4WD | Part-time 4WD | | Part-time 4WD | |
| ENGINE | YD25 Kai3 | | | YD25 kai3 | YD25 Kai3 | | V9X | |
| TRANSMISSION | Manual | | | Manual | Manual | Auto | Auto | |
| BRAKES SYSTEM | | | | | | | | |
| Brakes system | 2 circuits; Front & Rear distribution, Power assisted, ABS, EBD & BA & ESP | | | 2 circuits; Front & Rear distribution, Power assisted, ABS, EBD & BA & ESP | | | | |
| Size | Front | | Vented Disc (320 x 28) | Vented Disc (320 x 28) | Vented Disc (320 x 28) | Vented Disc (320 x 28) | Vented Disc (320 x 28) | |
| | Rear | | Drum 295 | Drum 295 | Drum 295 | Drum 295 | Drum 295 | |
| STEERING | | | | | | | | |
| Steering system | Rack & Pinion Power Assisted | | | Rack & Pinion Power Assisted | Rack & Pinion Power Assisted | Rack & Pinion Power Assisted | Rack & Pinion Power Assisted | |
| Turning circle, wall to wall | | m | 13.8 | 13.8 | 13.8 | 13.8 | 13.8 | |
| Turning circle, kerb to kerb | | m | 13.3 | 13.3 | 13.3 | 13.3 | 13.3 | |
| Overall steering ratio | | | 21.6 | 21.6 | 21.6 | 21.6 | 21.6 | |
| Linear steering ratio | | mm/rev | 44 | 44 | 44 | 44 | 44 | |
| Lock to Lock | | | 3.8 | 3.8 | 3.8 | 3.8 | 3.8 | |
| SUSPENSION | | | | | | | | |
| Front suspension | Double wishbone with coil over strut | | | Double wishbone with coil over strut | Double wishbone with coil over strut | Double wishbone with coil over strut | Double wishbone with coil over strut | |
| Rear suspension | Rigid leaf spring | | | Rigid leaf spring | Rigid leaf spring | Rigid leaf spring | Rigid leaf spring | |
| WHEELS & TYRES | | | | | | | | |
| Wheel size | | inches | 17 x 7JJ | 17 x 7JJ | 17 x 7JJ | 17 x 7JJ | 18 x 7JJ | |
| Tyre size | | | 255/65 R17 | 255/65 R17 | 255/65 R17 | 255/65 R17 | 255/60 R18 | |
| OFF ROAD CAPABILITY (measured in running order weight condition) | | | | | | | | |
| Approach angle | Min | ° | 30 | 30 | 30 | 30 | 30 | |
| Min Departure angle (Rr Bumper Step type) | | ° | 24 | 24 | 24 | 24 | 24 | |
| Min Departure angle (Re Bumper Tube type) | | ° | 26 | 26 | 26 | 26 | 26 | |
| Ramp over angle | Min | ° | 22 | 22 | 22 | 22 | 22 | |
| Maximum climbable gradient | | ° | 39 | 39 | 39 | 39 | 39 | |
| Maximum lateral inclination | | ° | 49.8 | 49.8 | 49.8 | 49.8 | 49.8 | |
| Minimum ground clearance (between axles) | | mm | 228 | 228 | 228 | 228 | 230 | |
| Maximum wading depth | | mm | 450 | 450 | 450 | 450 | 450 | |
| OTHER | | | | | | | | |
| Engine starter output | | kw | 2.2 | 2.2 | 2.2 | 2.2 | 2.2 | |
| Battery capacity | | Ah | 70 | 70 | 70 | 70 | 95 | |
| Clutch diameter (inner/outer) | | mm | 180 / 275 | 180 / 275 | 180 / 275 | -- | -- | |
| Airbag size | Dr/As | L | 45/90 | 45/90 | 45/90 | 45/90 | 45 / 90 | |
| Number of master keys | | | 2 | 2 | 2 | 2 | 2 | |
| Fuel lid lock | | | Yes | Yes | Yes | Yes | Yes | |
| Tyre speed limit (Std) | | | H (210km/h) | H (210km/h) | H (210km/h) | H (210km/h) | H (210 km/h) | |
| Rear suspension size | | mm | 1400 x 60 x (2x9 + 2x15) | 1400 x 60 x (2x9 + 2x15) | 1400 x 60 x (2x9 + 2x15) | 1400 x 60 x (2x9 + 2x15) | 1400 x 60 x (2x8 + 1x9 + 1x18) | |
| Under cover | | | Yes (Metal) | Yes (Metal) | Yes (Metal) | Yes (Metal) | Yes (Metal) | |
| Side protection bars (Fr Door LH/RH) & (Rr Door LH/RH) | | | (1/1) & (1/1) | (1/1) & (1/1) | (1/1) & (1/1) | (1/1) & (1/1) | (1/1) & (1/1) | |
| Frame cross members bars | | | 8 | 8 | 8 | 8 | 8 | |



You care about your Nissan so Nissan will care for you.

That's why we'll make the following commitment:

YOU care about staying on the road when your Nissan is in for service or repair.

NISSAN will keep you mobile free of charge.

+++++

YOU care about quality enough to have your Nissan serviced at a Nissan dealership.

NISSAN says thanks by giving you continuous Nissan Roadside Assistance for free.

+++++

YOU care about getting the best value for money when it comes to service and repair.

NISSAN will price match like for like competitor written quotes within 10 miles of your local dealer.

+++++

YOU care about having your problems resolved quickly.

NISSAN will propose how to resolve any problem within two working days.

+++++

YOU care about getting the right Nissan model, engine & gearbox to test drive.

NISSAN will guarantee that's what you'll get when you pre-book your test drive either online or through our customer service centre.

For terms and conditions, please visit nissan.co.uk/care

INTRODUCING
OUR
COMMITMENT TO
YOU

YOU + NISSAN
CARE

REQUEST A TEST DRIVE





Nissan. Innovation that excites.

Visit our websites at:
www.nissan.co.uk
www.nissan.co.uk/navara

Dealer stamp:

Every effort has been made to ensure that the content of this publication is correct at the time of going to press (June 2013). In accordance with the company's policy of continuously improving its products, Nissan Europe reserves the right to change at any time the specification and the vehicles described and shown in this publication. Nissan dealers will be informed of any such modifications as quickly as possible. Please check with your local Nissan dealer to receive the most up-to-date information. All rights reserved. Reproduction in whole or part of this brochure without the written permission of Nissan Europe is forbidden.

Part Number 99999-54108. Printed in the UK.

[REQUEST A TEST DRIVE](#)



[Contents](#) | [Exterior design](#) | [Interior design](#) | [Technology & Performance](#) | [Style & Accessories](#) | [Technical Specifications](#) | [Price List](#) | [Commitments](#) | [Print](#) | [Close](#)

[Navara Model and option prices](#) | [Further Information](#)

[REQUEST A TEST DRIVE](#)



NAVARA

| Engine | Version | Body | Transmission | Basic Delivered | Basic On The Road |
|------------------|-----------|------------|--------------|-----------------|-------------------|
| 2.5 dCi 144PS | VISIA | Double Cab | 6 manual | 17,725.00 | 18,005.00 |
| 2.5 dCi 190PS | ACENTA | King Cab | 6 manual | 18,162.50 | 18,442.50 |
| | | Double Cab | 6 manual | 19,433.33 | 19,713.33 |
| | TEKNA | Double Cab | 6 manual | 22,220.83 | 22,500.83 |
| | | | 5 auto | 23,683.33 | 23,963.33 |
| 3.0 V6 dCi 231PS | OUTLAW V6 | | 7 auto | 30,633.33 | 30,913.33 |

The Basic Delivered prices excludes VAT but includes delivery to the dealership and number plates. The Basic On The Road price excludes VAT but includes delivery to the dealership, number plates, 12 months Government Vehicle Excise Duty (£225 for Light Commercial Vehicles) and Government First Registration Fee of £55.



NAVARA OPTIONS

| | VISIA | ACENTA | TEKNA | OUTLAW V6 | Basic | VAT | Total |
|--------------------------------------------------------------------------------|-----------------------|-----------------------|-----------------------|----------------------------------|----------|--------|-------|
| Metallic or pearlescent paint | <input type="radio"/> | <input type="radio"/> | <input type="radio"/> | <input type="radio"/> | 412.50 | 82.50 | 495 |
| External cab guard frame | <input type="radio"/> | <input type="radio"/> | | | 162.50 | 32.50 | 195 |
| Nissan Connect Premium (HDD sat nav, Nissan Music Box and rear parking camera) | | | <input type="radio"/> | <input checked="" type="radio"/> | 1,375.00 | 275.00 | 1,650 |

[Contents](#) |
 [Exterior design](#) |
 [Interior design](#) |
 [Technology & Performance](#) |
 [Style & Accessories](#) |
 [Technical Specifications](#) |
 [Price List](#) |
 [Commitments](#) |
 [Print](#) |
 [Close](#)

[Navara Model and option prices](#) |
 [Further Information](#)

Page 1 | Page 2 | Page 3

[REQUEST A TEST DRIVE](#)



| | VISIA | ACENTA | TEKNA | OUTLAW V6 | Basic | VAT | Total |
|-------------------------------------------------------------------------------------------------------------------------------------------------|--------------------------|--------------------------|--------------------------|--------------------------|----------|--------|----------|
| X-Line Hardtop Pack <ul style="list-style-type: none"> ▪ X-Line Hardtop ▪ Bed liner ▪ Tailgate liner | <input type="checkbox"/> | <input type="checkbox"/> | <input type="checkbox"/> | <input type="checkbox"/> | 1,999.99 | 400 | 2,399.99 |
| Delivery Pack (rubber mats, spare bulb and fuse set, Nissan care pack*) | <input type="checkbox"/> | <input type="checkbox"/> | <input type="checkbox"/> | <input type="checkbox"/> | 41.67 | 8.33 | 50 |
| Armadillo Style Pack (Armadillo roll top, Sports bar, lashing rails) | <input type="checkbox"/> | <input type="checkbox"/> | <input type="checkbox"/> | <input type="checkbox"/> | 1,849.99 | 370 | 2,219.99 |
| Roll N Lock Pack | <input type="checkbox"/> | <input type="checkbox"/> | <input type="checkbox"/> | <input type="checkbox"/> | 1,199.00 | 239.80 | 1,438.80 |
| Protection Pack (bedliner dc, tailgate liner, fitting kit, rubber mats dc) | <input type="checkbox"/> | <input type="checkbox"/> | <input type="checkbox"/> | <input type="checkbox"/> | 250.00 | 50.00 | 300 |
| Clarion intergrated audio / sat nav | | | <input type="checkbox"/> | | 749.99 | 150 | 899.99 |
| Rear park sensors | <input type="checkbox"/> | <input type="checkbox"/> | <input type="checkbox"/> | <input type="checkbox"/> | 313.33 | 62.67 | 376 |
| Rubber Mats (front and rear) | <input type="checkbox"/> | <input type="checkbox"/> | <input type="checkbox"/> | <input type="checkbox"/> | 38.33 | 7.67 | 46 |
| Bed liner, tailgate liner and fitting kit (Double Cab) | <input type="checkbox"/> | <input type="checkbox"/> | <input type="checkbox"/> | <input type="checkbox"/> | 276.67 | 55.33 | 332 |
| Side bars with steps (prices from) | <input type="checkbox"/> | <input type="checkbox"/> | <input type="checkbox"/> | <input type="checkbox"/> | 541.67 | 108.33 | 650 |
| Sports bar#^ | <input type="checkbox"/> | <input type="checkbox"/> | <input type="checkbox"/> | <input type="checkbox"/> | 590.00 | 118.00 | 708 |
| S-Line hardtop* (Double Cab only) | <input type="checkbox"/> | <input type="checkbox"/> | <input type="checkbox"/> | <input type="checkbox"/> | 1,890.00 | 378.00 | 2,268 |
| X-Line hardtop* (Double Cab only) | <input type="checkbox"/> | <input type="checkbox"/> | <input type="checkbox"/> | <input type="checkbox"/> | 2,000.00 | 400.00 | 2,400 |
| Snugtop Cab-Hi Solid Side# | <input type="checkbox"/> | <input type="checkbox"/> | <input type="checkbox"/> | <input type="checkbox"/> | 1,458.33 | 291.67 | 1,750 |
| Snugtop Supersport# | <input type="checkbox"/> | <input type="checkbox"/> | <input type="checkbox"/> | <input type="checkbox"/> | 1,883.33 | 322.67 | 2,206 |
| Snugtop XTR# | <input type="checkbox"/> | <input type="checkbox"/> | <input type="checkbox"/> | <input type="checkbox"/> | 2,133.33 | 426.67 | 2,560 |
| Towbar and electrics (prices from)** | <input type="checkbox"/> | <input type="checkbox"/> | <input type="checkbox"/> | <input type="checkbox"/> | 300 | 60 | 360 |
| 'Roll-N-Lock' Tonneau cover | <input type="checkbox"/> | <input type="checkbox"/> | <input type="checkbox"/> | <input type="checkbox"/> | 1,082.49 | 216.50 | 1,298.99 |

Optional - ○ Standard - ● Optional Dealer Fit - □

* Not compatible with vehicles fitted with a guard frame , bed caps, bed railings or style bar

**Price quoted for flanged towbar with single electrics

^ Compatible with Armadillo Roll Top, additional canister lid required

* Nissan care pack includes: Nissan branded toggle bag, large car wash sponge, wash 'N' wax sachet, screen bug shifter sponge, chamoix de-mister pad, screenwash sachet, pocket torch (including batteries)

Speak to your Nissan dealer for pricing and compatibility of accessories to specific Navara models and grades Dealer fit option prices include fitting but are only a guide. Please check with your local Nissan dealer for exact prices.

NISSAN CARE WARRANTY

- Provides protection for up to 3 additional years **on top of the New Vehicle Warranty.**
- Available for vehicles under 3 years old/60,000 miles from point of purchase.

| Model | Retail exc. VAT | Retail inc. VAT |
|----------------------|-----------------|-----------------|
| NEW MICRA | £165.83 | £199 |
| NEW NOTE | £165.83 | £199 |
| JUKE | £190.51 | £229 |
| QASHQAI / JUKE NISMO | £215.64 | £259 |
| X-TRAIL | £469.29 | £568 |
| NAVARA | £569.59 | £688 |
| PATHFINDER | £569.59 | £688 |
| GT-R | £2,299.50 | £2,758 |

Prices above are for an additional 1 Year Nissan Care Warranty on top of the standard new car warranty. The warranty expires either 4 years or 60,000 miles from the date of vehicle registration, whichever comes first. Further age/mileage options are available.

NISSAN INSURANCE

Nissan Insurance has been designed to help Nissan drivers get the most from their cover, boasting the following benefits:

- Competitive premiums
- All repairs carried out within the Nissan Approved Repairer Network
- Only genuine Nissan replacement parts used
- The opportunity to use a courtesy car for the duration of any repairs, when you use an approved repairer (subject to availability)
- Convenient instalment plans, subject to status
- EU cover included
- 24-hour UK based claims helpline

Call Nissan Insurance today on **0845 603 4394**

Nissan Insurance is arranged and administered by Equity Insurance Brokers Limited, which is authorised and regulated by the Financial Conduct Authority. Registered Office: Library House, New Road, Brentwood, Essex CM14 4GD. Registered in England No. 258414. Nissan Motor (GB) Limited is authorised and regulated by the Financial Conduct Authority. All quotes are based on individual circumstances and are subject to insurer's underwriting criteria. Terms and conditions apply.

FURTHER INFORMATION

On The Road Prices. On The Road Price includes 12 months Government Vehicle Excise Duty (VED) determined by CO₂ emissions figure and fuel type, £55 Government First Registration Fee, number plates and delivery to the Nissan Dealership.

VED rates are determined by the vehicles CO₂ emissions figures and by the type of fuel used. The following table applies to all new car registrations:

| VED Band | A | B | C | D | E | F | G | H | I | J | K | L | M |
|------------------------------------------|------------|----------|----------|----------|----------|----------|----------|----------|----------|----------|----------|----------|-----------|
| CO ₂ Emissions Figure (g/km)* | up to 100g | 101-110g | 111-120g | 121-130g | 131-140g | 141-150g | 151-165g | 166-175g | 176-185g | 186-200g | 201-225g | 226-255g | over 255g |
| Petrol Car | £0 | £0 | £0 | £0 | £130 | £145 | £180 | £290 | £345 | £485 | £635 | £860 | £1,090 |
| Diesel Car | £0 | £0 | £0 | £0 | £130 | £145 | £180 | £290 | £345 | £485 | £635 | £860 | £1,090 |
| Alternative Fuel Car | £0 | £0 | £0 | £0 | £115 | £130 | £165 | £275 | £325 | £465 | £610 | £830 | £1,055 |

* g/km = grammes of CO₂ per kilometre travelled.

All Light Commercial Vehicles will have a standard VED rate of £225 per annum.

VAT and VED

VAT application is based on current HMRC guidelines, please check with HMRC for specific guidance for the vehicle you are purchasing. VED is determined by the DVLA, please check with the DVLA for specific guidance for the vehicle you are purchasing.

Optional equipment. This price list features a selection from the full range of optional equipment, be they standard, dealer fit or factory options.

For further information and details of the full range, please contact your local Authorised Nissan Dealer.

Nissan's commitment to you includes all of the following benefits – some of which may be the reasons why you chose your new Nissan in the first place:

Three-year/60,000 miles manufacturer's warranty – Nissan's comprehensive warranty provides cover for your new Nissan from defects in materials or workmanship. Your vehicle is covered in all European Countries where Authorised Nissan Dealers are located. If your vehicle becomes inoperative due to a warrantable defect a towing service, when necessary, to the Authorised Nissan Dealer is covered. If a warrantable defect abroad takes more than six hours to repair, the Touring Assistance Programme will pay for a hotel room or rental car up to a certain maximum. The paint warranty covers painted body parts (excluding the underbody) for three years regardless of mileage driven. For further details please contact your local Authorised Nissan Dealer.

LEAF – Nissan LEAF offers a 5-year / 60,000 mile warranty on all EV dedicated components, including the lithium-ion battery, and a 3-year / 60,000 mile warranty on standard components. The Nissan LEAF lithium-ion battery state of health guarantee protects against battery capacity loss (less than 9 bars out of 12) as shown on LEAF's capacity gauge for a period of 5 years / 60,000 miles. For LEAF flex customers, the battery state of health guarantee applies for the duration of the battery lease.

NV200 Combi - New Vehicle Warranty is issued by Nissan International SA is valid for 3 years from the warranty start date or 60,000 miles, whichever comes first. In addition, for each new NV200 Combi sold by an authorised UK Nissan dealer, Nissan Motor (GB) Limited (NMGB) will issue an extension to the New Vehicle Warranty. This warranty extension will cover your vehicle from 60,000 miles up to 100,000 miles or 3 years from the warranty start date, whichever comes first. Please note that audio and navigation units will not be covered by the warranty extension.

FURTHER INFORMATION

Nissan European Roadside Assistance is provided for the first 3 years of your vehicle's life.

Roadside, Recovery and At Home products are provided by RAC Motoring Services (Registered No. 1424399, Registered Office: 8 Surrey Street, Norwich, NR1 3NG). RAC Motoring Services (in respect of insurance mediation activities only) is authorised and regulated by the Financial Conduct Authority and within the jurisdiction of the Financial Ombudsman Service and Financial Services Compensation Scheme.

Onward Travel and European Cover are underwritten by RAC Insurance Limited (Registered No. 1424399, Registered Office: 8 Surrey Street, Norwich, NR1 3NG). RAC Insurance Limited is authorised and regulated by the Financial Conduct Authority and within the jurisdiction of the Financial Ombudsman Service and Financial Services Compensation Scheme.

Nissan EV Pan-European Roadside Assistance is provided by AXA for 3 years or 60,000 miles, whichever comes first.

For LEAF Flex (battery lease) customers, the Nissan EV Pan-European Roadside Assistance will cover you for the duration of your battery lease agreement should your Nissan EV run out of battery charge. For any other repair work, the basic warranty clause still applies.

Benefits and Services are provided by AXA Assistance. AXA Assistance is authorised and regulated by the Financial Conduct Authority (FCA).

FCA Register number 439069. AXA Assistance UK Limited (registration 2638890) 106 - 118 Station Road, Redhill Surrey RH1 1PR

Peace of mind – we always guarantee our workmanship, and all genuine Nissan replacement parts and accessories have a minimum of one year's warranty.

Accessory prices are subject to change, please see your nearest dealership for the most up to date prices

Our technicians have been trained by Nissan to work on your vehicle and they are the Nissan specialists. They use the latest equipment to ensure your vehicle is given the best treatment.

Accessory prices are subject to change, please see your nearest dealership for the most up to date prices.

Recyclability – we take all our environmental responsibilities very seriously - innovation today comes with a deep respect for the environment. Our engines are now much more unobtrusive and their emissions have been considerably reduced. All our vehicles are designed with recycling in mind.

Nissan Finance offers a wide range of flexible finance schemes to meet the needs of both our retail and business customers. Preferences, Hire Purchase, Nissan Contract Hire and Finance Lease, all offer the in-built flexibility to make the package tailor-made to meet your individual needs. We also provide added security to your finance agreement with a comprehensive range of payment protection plans. Ask your local Authorised Nissan Dealer for details.

The Nissan Motability Programme developed in association with the registered charity Motability enables those with difficulty getting around to obtain selected models on preferential terms.

All prices in this list are quoted in pounds sterling. Value Added Tax (VAT) has been calculated at 20%.

While all reasonable effort has been made to ensure the accuracy of the information provided, due to Nissan's policy of continuous product improvement, all particulars contained are subject to constant revision and Nissan reserves the right to change, alter or modify, among other things, specifications, colours and prices of models without notice at any time. Accordingly you should consult your local Authorised Nissan Dealer for the exact introduction dates of all models and for the most up-to-date information.

Images shown are for guidance purposes. In some instances photos are of non UK specification vehicles and do not represent a specific model, grade or offer.

[Contents](#) | [Exterior design](#) | [Interior design](#) | [Technology & Performance](#) | [Style & Accessories](#) | [Technical Specifications](#) | [Price List](#) | [Commitments](#) | [Print](#) | [Close](#)

[Navara Model and option prices](#) | [Further Information](#)

[Page 1](#) | [Page 2](#) | [Page 3](#) | [Page 4](#)

[REQUEST A TEST DRIVE](#)



YOU + NISSAN

CARE

You care about the car you drive. So do we. That's why we're making a commitment to providing the best customer service in the market.

Find out more nissan.co.uk/care



Nissan cares for you because you care about your Nissan.
That's why we'll make the following commitment:

YOU care about staying on the road when your Nissan is in for service or repair.

YOU care about quality enough to have your Nissan serviced at a Nissan dealership.

YOU care about getting the best value for money when it comes to service and repair.

YOU care about having your problems resolved quickly.

YOU care about getting the right Nissan model, engine & gearbox to test drive.


NISSAN will keep you mobile free of charge.

NISSAN says thanks by giving you continuous Nissan roadside assistance for free.

NISSAN will price match like for like competitor written quotes within 10 miles of your local dealer.

NISSAN will propose how to resolve any problem within 2 working days.

NISSAN will guarantee that's what you'll get when you pre-book your test drive either online or through our customer service centre.



Find out more [nissan.co.uk/care](https://www.nissan.co.uk/care)





NISSAN MOTOR (GB) LIMITED

The Rivers Office Park
Denham Way
Maple Cross
Rickmansworth
Hertfordshire
WD3 9YS

Visit our website at: www.nissan.co.uk



Part Number: 99999-54135

Prices effective from 1st April 2014 unless otherwise stated

Dealer stamp:

[Contents](#) | [Exterior design](#) | [Interior design](#) | [Technology & Performance](#) | [Style & Accessories](#) | [Technical Specifications](#) | [Price List](#) | [Commitments](#)

[Print](#) | [Close](#)

[REQUEST A TEST DRIVE](#)