






Lesson Plans for Sra. Lucero
 2 Way Kinder Ann Leavenworth School
 For: April 23, 2009

*Please check with Ms. Rivera if you have any questions.

7:30 a.m.	Report time check in at the office and get the classroom keys. Please put out the bikes and the blue rolling cart. Set up the big blue mat by the window outside the classroom
7:45 a.m.	Pick up the children at the west entrance. Please greet each child and tell them your name and why you are here (I am ---- and I am subbing for Sra. Lucero today...
7:50-8:30 a.m. Opening activities	<p style="text-align: center;">Opening Activities</p> <p>Tell the children a little about yourself. If you have children or pets please include this information. After you introduce yourself ask the children to introduce themselves too. Please stay in Spanish as much as possible.</p> <div style="display: flex; justify-content: space-around; align-items: center;">   </div> <p style="text-align: center;"><i>Music time:</i></p> <p>Play Jose Luis Orozco's CD Vol. 5 (pink cover) selections # 4, 5, 6, 7, 9 and 11. The children know these songs. Stanley Lucero's Best of Stanley Lucero selection 1 Vengan a ver mi rancho. Use the picture card on the front chart stand that has the animals on it.</p> <div style="text-align: center;">  </div> <p>Go to the calendar and ask the children to help you read the date:</p> <p>Hoy es jueves 23 de abril del año 2009. Ayer fue miércoles 22 y mañana será viernes 24 de abril.. Pero, hoy es jueves 23 de abril del año 2009.</p> <p>Ask the children to help you count the number of days in the month of abril and ask them to tell you how many days are left. Ask them to tell you what day of the week is the last day of the month.</p> <p>Please choose a name from the white bag below the smart board to assist you as ayudante del día. Ask her/him to help you write the date on the smart board if you know how to use it otherwise write on the sheets at the easel. Count out the number of words in the date and draw those on the white board:</p> <p>Hoy ____ ____ el ____ ____ ____</p>

_____ 2009.

Read La Sra. Lavalotodo with the children use the props in the *tina* or ask the student helper to be your assistant with this.

Ask the children who was in the story, or ask it this way: Quien en el cuento dijo muuu? Quien en el cuento dijo cuac, cuac? Quien en el cuento dijo “Que desastre!” Quien en el cuento dijo cui, cui, cui? Por que estaban los animals en el lodo? Por que los lavo la Sra.?

Put the props on the floor and ask the children who are being good listeners to help you tell the story one more time. Tell them that they will be able to hear the story at the listening post in English and in Spanish. They will also be able to hear the story: La gallina, el gallo y el frijol in both English and Spanish.

8:30 a.m.-8:40 Explain Groups

8:40-10:10 Explain groups

Small Group time This is the second of a two day rotation. Group names are on the sentence strip holders. Children's names are on the sentence strip holder. Please change the numbers tomorrow. Children who went to stations 1, 2, and 3 today will go to stations 4, 5, and 6 tomorrow. Rotations last 20 minutes each. There will be 3 today. Rotations move counter clock-wise. Play the CD Alfamigos Selection number 23 Lluli Llave you can play this selection quietly (level 14 vol.) as the children work at stations.



These are our stations for today

1. Reading with you. Children will read and highlight the high frequency words in the story La Sra. Lavalotodo. They will also circle all the farm animal words. Following this they may illustrate the book. Read with each child individually while the others are illustrating.




2. Writing station. Children will write in their farm journal. Ask them to tell you some things they know about the farm. Ask them to use the words on the word wall to help them with the spelling.

3. Computer area-Independent work-blocks, farm animals and puzzles, and farm books.

4. Center table: Make lluli llave and the librito de la Ll

5. Math table with Ms. Rivera she will explain this center-we are on chapter 6 Addition facts with totals of 10 or less.

6. Listening Post : Listen to the stories that have been set up at the

	<p>post. Independent. Listen to the book La Sra. Lavalotodo and The hen the rooster and the bean in both English and Spanish. and then they may write in their alfamigos booklets. Finish the LI or other pages they have not completed</p> <p>Start groups and remember to rotate every 20 minutes 8:40-9:00 9:00-9:20 9:20-9:40</p>
<p>9:45-10:15 a.m. ELD time with the team teacher</p>	<p>Please watch what Ms. Rivera does during ELD as you will do the same lesson for her students this afternoon</p>
<p>10:15-10:30 Snack and recess</p> <p>-----</p> <p>10:30-10:50 *clean up outdoor equipment and get a drink prior to returning to the classroom</p> <p>-----</p> <p>- Practice this week's poem.</p>	<div style="text-align: center;">  <p>Snack and Recess</p> <p>Children may choose to play at the outdoor carpet with, foam blocks, farm animals, leggos, book baskets, or table blocks or go to the playground. These items may be set up during ELD time.</p> <p>-----</p> <p>Return to the classroom carpet to for poem practice and storytime REad La Gallina el gallo y el frijol.</p> <p>Practice the poem "La Mula Pirula" Challenge children to come forward and recite the poem When all who want a chance do this you can go on to the read aloud from the reading program-Ask Ms. Rivera to show you which big book to read before she goes to lunch.</p> </div>
<p>Ms. Rivera at lunch from 10:15-10:50 or so.</p>	<div style="text-align: center;">  <p>Lunch break- Buen Provecho!</p> </div>
<p>10:50 Dismiss 5 children at a time to go put away their name tags and get their things from the cubbie areas.</p>	<div style="text-align: center;">  <p>They will line up by the back door.</p> <p>Please take a set of ABC cards, sight words and number cards to use during the wait time prior to dismissal to parents at 11:15 a.m. Flash these and ask children to help you read. Mix and match cards, some</p> </div>

	number cards some sight words and some letter names or sounds.
--	--

Take your lunch from 11:30-12:00 - Return to help Ms. Rivera with stations.
ELD time will be your job during her class so watch carefully what she does and do the same.

2:30- You may leave as soon as the stations are cleaned and ready for tomorrow's activities. Please rotate the number cards so that the children will know what groups to start with tomorrow.

Thanks for coming today I appreciate your patience with my students. If you have questions please call me at home: 661-0510 or my cellular 790-2710. I will not be available to receive call on Friday. If you have questions please ask Ms. Rivera.

Mil Gracias,



Yolanda Lucero



P.S. There are snacks in the back by the fridge please help yourself if you like.