



Jessica Summers, Softball Media Relations Director
 180 W. Brooks Suite 2525, Norman, OK 73019
 O: (405) 325-8372 | C: (405) 213-6735 | F: (405) 325-7623
 jls Summers@ou.edu | www.SoonerSports.com

2008 SCHEDULE

DATE	OPPONENT	TIME (CST)	SCORE
UCLA/CSF FREEWAY SERIES - LOS ANGELES AND FULLERTON, CALIF.			
2.8	#10 UCLA	2:30 p.m.	L, 6-1
2.8	UCSB	7:30 p.m.	W, 12-1 (5)
2.9	Nevada	12 p.m.	W, 1-0
2.9	#21 Cal State Fullerton	5 p.m.	L, 10-2 (5)
2.10	#10 UCLA	11:30 a.m.	W, 7-0

2.12 ST. GREGORY'S 3:30 P.M. W, 10-0 (5)

LOUISVILLE SLUGGER DESERT CLASSIC - LAS VEGAS, NEV.			
2.15	BYU	2 p.m.	W, 8-5
2.15	Cal State Northridge	7:30 p.m.	W, 5-1
2.16	South Carolina	11 a.m.	W, 2-1
2.16	Illinois	1:15 p.m.	W, 3-1
2.17	Cal Poly	1:15 p.m.	W, 3-2

PALM SPRINGS CLASSIC - PALM SPRINGS, CALIF.			
2.22	#12 Stanford	2:30 p.m.	L, 3-2
2.22	Pacific	7:30 p.m.	W, 14-5 (6)
2.23	Oregon	12:30 p.m.	L, 1-0
2.23	#25 San Diego State	5 p.m.	W, 1-0
2.24	#18 Georgia	11 a.m.	W, 3-0

2.27 TULSA 4 PM W, 8-0 (6)

OU RESIDENCE INN INVITATIONAL - NORMAN, OKLA.			
3.1	NORTH TEXAS	2:30 P.M.	W, 9-0 (5)
3.1	MEMPHIS	4:45 P.M.	W, 17-0 (5)
3.2	MEMPHIS	1:15 P.M.	W, 10-0 (5)
3.2	NORTH TEXAS	3:30 P.M.	W, 8-0 (6)

3.5 at Tulsa 6 p.m. L, 5-3

OU WORTH TOURNAMENT - NORMAN, OKLA.			
3.8	MCNEESE	2:30 P.M.	W, 9-1 (5)
3.8	DRAKE	4:45 P.M.	W, 8-0
3.9	DRAKE	1:15 P.M.	W, 8-0 (5)
3.9	MCNEESE	3:30 P.M.	W, 9-0 (5)

3.13 at Fresno State 7 p.m.

CAPITAL CLASSIC - SACRAMENTO, CALIF.			
3.14	Cal Poly	12 p.m.	
3.14	Colorado State	5 p.m.	
3.15	Sacramento State	12 p.m.	
3.15	California	2:30 p.m.	
3.16	Princeton	11 a.m.	

3.18	WICHITA STATE (DH)	2:30 P.M.	
3.21	KANSAS	7 P.M.	
3.22	KANSAS	1 P.M.	
3.25	USA Olympic Team -Oklahoma City	6:30 p.m.	
3.26	CENTRAL ARKANSAS	6 P.M.	
3.29	at Nebraska	2 p.m.	
3.30	at Nebraska	12 p.m.	
4.2	at Oklahoma State	7 p.m.	
4.5	MISSOURI	12 P.M.	
4.6	MISSOURI	12 P.M.	
4.7	at Arkansas(DH)	4 p.m.	
4.10	TEXAS TECH (DH)	5 P.M.	
4.12	at Texas A&M	2 p.m.	
4.13	at Texas A&M	12 p.m.	
4.19	at Iowa State	2 p.m.	
4.20	at Iowa State	11 a.m.	
4.23	OKLAHOMA STATE	7 P.M.	
4.26	TEXAS	2 P.M.	
4.27	TEXAS	12 P.M.	
4.30	at Baylor (DH)	5 p.m.	
5.9-11	BIG 12 CHAMPIONSHIP - OKLAHOMA CITY		
5.16-18	NCAA REGIONALS		
5.23-25	NCAA SUPER REGIONALS		
5/28-6/4	WOMEN'S COLLEGE WORLD SERIES - OKLAHOMA CITY		

Notes: All starting times are Central | ALL CAPS - Home games | (DH) = doubleheader

SOONERS HEAD TO CALIFORNIA FOR FRESNO STATE CONTEST AND CAPITAL CLASSIC ACTION

TOURNAMENT PREVIEW

The No. 8 Oklahoma softball team has been in the state of Oklahoma the last two weeks and will now hit the road for a contest against No. 18 Fresno State on Thursday followed by the Capital Classic in Sacramento (March 14-16).

The Sooners will first head to Fresno, Calif., on Thursday to take on No. 18 Fresno State at 7 p.m. (CT).

Following its Fresno State game, the Sooners will jump on the bus and head to Sacramento. The Sooners will open tournament action with a 12 p.m. (CT) contest against Cal Poly on Friday followed by a 5 p.m. meeting against Colorado State. On Saturday, Oklahoma will face Sacramento State (12 p.m.) and California (2:30 p.m.). The Sooners will round out tournament action on Sunday with an 11 a.m. meeting against Princeton.

LIVE STATS

Live stats for all of OU's games will be available at SoonerSports.com.

SCOUTING NO. 18 FRESNO STATE

Fresno State will be a tough challenge for the Sooners as the Bulldogs are ranked No. 18 in the country and own a 22-5 overall record. The only losses Fresno State has dropped are to San Diego State, Ohio State and UMass and twice to Houston. In addition, Fresno has notched key wins over Texas, Oregon, DePaul and Houston. The Fresno State offense has been solid this season as it owns a team batting average of .306 and brings speed with 30-of-30 stolen bases this season. The defense has been equally solid for Fresno State as the four-member pitching staff has combined for a 1.24 ERA. Leading the way is freshman lefthander Morgan Melloh who owns a 13-2 record and a 0.80 EAR. Melloh owns 148 strikeouts in 105 innings of work and has recorded eight shutouts this season.

SCOUTING CAL POLY

Cal Poly and Oklahoma are meeting for the second time this season as Oklahoma edged the Mustangs in the earlier meeting, 3-2. Both teams recorded six hits in the earlier meeting while OU pitcher D.J. Mathis earned the win after coming in for relief in the final 6.2 innings and only giving up one hit. The Mustangs will enter the Capital Classic with a record of 9-11. The Cal Poly offense owns a .250 batting average with Melissa Pura leading the way with four home runs and 14 RBI on a .292 batting average. Pura recorded a two-run homer against the Sooners in the earlier meeting this year. Defensively, the pitching staff boasts a 3.36 ERA as opponents are recording a .257 clip against the Mustangs. Freshman lefty Anna Cahn has seen the most action this season with a 205 record in 10 appearances. Cahn took the loss against the Sooners, but only allowed one earned run in the contest.

**THIS WEEK'S SCHEDULE
FRESNO & SACRAMENTO, CALIF.**

Thursday OU vs. Fresno St. 5 p.m. Fresno, Calif.

CAPITAL CLASSIC - FRESNO CALIF.

Friday	OU vs. Cal Poly	10 a.m.	Sacramento, Calif.
Friday	OU vs. Colorado St.	3 p.m.	Sacramento, Calif.
Sat.	OU vs. Sacramento St.	10 a.m.	Sacramento, Calif.
Sat.	OU vs. California	12:30 p.m.	Sacramento, Calif.
Sun.	OU vs. Princeton	9 a.m.	Sacramento, Calif.

THIS WEEK'S OPPONENTS

FRESNO STATE BULLDOGS

No. 18 | 22-5 2008 Record
Fresno St. leads series 10-7



CAL POLY MUSTANGS

NR | 9-11 2008 Record
OU leads series 4-2



COLORADO STATE RAMS

NR | 13-3 2008 Record
OU leads series 6-4



SACRAMENTO STATE HORNETS

NR | 10-9 2008 Record
Series tied 1-1



CALIFORNIA BEARS

RV | 19-9 2008 Record
Cal leads series 10-4



PRINCETON TIGERS

NR | 2-5 2008 Record
OU leads series 1-0



*As of March 10

USA Today/NFCA Poll (3/11)

Team	2008 Record	Pts.	Last
1. Arizona State (26)	27-1	698	1
2. Alabama (1)	20-2	657	2
3. UCLA (1)	25-2	619	6
4. Florida	27-1	618	5
5. Texas A&M	25-4	586	3
6. Tennessee	21-3	552	4
7. Stanford	27-2	523	9
8. Arizona	15-5	494	7
9. Michigan	17-2	473	10
10. LSU	19-4	445	12
11. OKLAHOMA	21-5	410	11
12. Northwestern	12-6	386	8
13. Houston	21-3	385	14
14. Baylor	16-5	319	13
15. DePaul	17-6	266	16
16. Hawai'i	17-6	243	15
17. Louisiana-Lafayette	15-5	233	18
18. Mississippi State	21-4	229	19
19. Ohio State	16-4	205	20
20. Washington	16-6-1	173	22
21. Fresno State	22-4	169	23
22. Georgia	19-8	146	17
23. Maryland	18-1	74	25
24. Virginia Tech	15-8	64	24
25. San Diego State	19-8	47	21

OTHERS RECEIVING VOTES: North Carolina 36, Long Beach State 31, California 8, Kansas 4, Iowa 3, Auburn 2, Texas State 1, South Florida 1

ESPN.com/USA Softball Poll (3/11)

Team	2008 Record	Pts.	Last
1. Arizona State (12)	27-1	490	1
2. UCLA (8)	24-2	486	2
3. Alabama	17-1	453	3
4. Florida	27-1	435	5
5. Texas A&M	27-4	424	4
6. Stanford	27-2	394	7
7. Tennessee	21-3	352	6
8. OKLAHOMA	21-5	344	9
9. Michigan	17-2	340	11
10. Arizona	15-5	337	10
11. LSU	19-4	313	12
12. Northwestern	12-6	284	8
13. Houston	21-3	248	15
14. Baylor	16-5	193	13
15. Mississippi St.	21-4	191	18
16. Hawaii	17-6	188	14
17. ULL	15-5	166	20
18. Fresno State	22-4	150	21
19. DePaul	17-6	145	19
20. Georgia	19-8	117	16
21. Ohio State	16-4	100	22
22. Washington	16-6-1	91	24
T23. San Diego State	19-8	77	17
T23. Maryland	18-1	77	23
25. Long Beach St.	15-8	38	RV

OTHERS RECEIVING VOTES: Virginia Tech (30), Missouri (11), North Carolina (9), Cal (5), Kansas (5), Florida Gulf Coast (1), Florida State (1), Texas (1) and Wichita State (1).

NOTES: * Indicates OU opponents | First place votes in ()

SCOUTING COLORADO STATE

The Rams are off to a strong start this season as they own a 13-3 record with key wins over Nevada, Oregon and New Mexico State. The squad has been solid offensively as it owns a .324 batting average with 20 home runs and 33 doubles this season. Leadoff batter Lauren Cusick is highlighting the lineup with six home runs and 15 RBI this season while Caitlan Stem bats right behind Cusick and owns a .426 clip with two home runs and 13 RBI. Defensively, CSU boasts a team ERA of 2.74 with ace Cayte Billman leading the way with a perfect 7-0 record and a 1.65 ERA. She is also holding opponent batters to a .197 batting average.

SCOUTING SACRAMENTO STATE

The host school, the Sacramento State Hornets, owns a current 10-9 record and will travel to Cal for a game against the Bears on Tuesday. The Hornets own a three-game losing skid after losing to Fresno State, DePaul and Houston last weekend - all top-25 teams. The Sac State offense has been solid with a .295 batting average and 14 home runs this season. The Hornet are led by catcher Jamie Schloreth who owns a .364 average with four home runs and 15 RBI as well as a .709 slugging percentage. Defensively, Kayla Meeks leads the staff with a 2.61 ERA and 5-4 record. Meeks owns 33 strikeouts in 56.1 innings and is holding opponents to a .279 batting average.

SCOUTING CALIFORNIA

The Bears are off to a 19-9 start this season and will face Sacramento State, Princeton, Northern Colorado and Ohio State before meeting up with the Sooners. Cal has been solid on offense and defense this season. The Bears own a .321 batting average this season and have outscored opponents 174-84. In addition, they bring a lot of speed with 33-of-39 stolen bases this season. Leading the way, offensively, is first baseman Sanoe Kekahuna who owns six home runs, 32 RBI and a .415 batting average this season. Defensively, the staff has combined for a 2.22 ERA with ace Marissa Drewrey headlining the group. Drewrey boasts a 1.83 ERA with a 9-4 record and has thrown 112 strikeouts in 91.2 innings of work.

BIG 12 COACHES PRESEASON POLL

1. Texas A&M (7)	79
2. OKLAHOMA (1)	70
3. Baylor (2)	64
4. Missouri	61
5. Texas	45
6. Nebraska	43
7. Texas Tech	29
8. Oklahoma State	25
9. Kansas	23
10. Iowa State	11

SCOUTING PRINCETON

Princeton hasn't had the luxury of playing as many games this season as the rest of the tournament field. The Tigers are 2-5 so far this season. Princeton's two wins have come against Lafayette and Niagara while it has dropped games to Niagara, Quinnipiac, George Mason, James Madison and South Carolina-Upstate. The team has put together a batting average of .256 with cleanup hitter Kelsey Quist leading the way. Through seven games, Quist owns a .435 clip with two home runs and six RBI. In the circle, the three-member staff has compiled a 4.53 ERA. Kristen Schaus has made six appearances in the circle and owns a 3.62 ERA and 1-4 record in the circle. Schaus has thrown 37.1 innings and has given up 31 hits while striking out 64.

2008 NUMERICAL ROSTER

NO.	NAME	PRONUNCIATION	POS.	B/T	HT.	CL	HOMETOWN (PREVIOUS SCHOOL)
1	Haley Anderson		UTL	R/R	5-7	Fr.	Edmond, Okla. (Edmond Santa Fe HS)
2	Jadyn Smith	JAY-din	RHP	R/R	5-8	Sr.	Newcastle, Okla. (Newcastle HS)
3	Chana'e Jones	sha-NAY	OF	L/R	5-6	Fr.	San Jose, Calif. (Valley Christian HS)
4	Amber Flores	FLOOR-ez	OF	R/R	5-4	So.	Calexico, Calif. (Southwest HS)
5	Lauren Eckermann		RHP	R/R	5-9	Sr.	Brenham, Texas (Temple Junior College)
7	Katelyn Rouppet	Roo-PAY	INF	R/R	5-5	Fr.	Stockton, Calif. (A.A. Stagg HS)
8	Lindsey Vandever	VAN-duh-ver	C	R/R	5-6	So.	Davenport, Okla. (Davenport HS)
9	Krystle Huey		OF	L/R	5-1	Fr.	Garland, Texas (Garland HS)
10	Samantha Ricketts		1B	L/L	5-9	Jr.	San Jose, Calif. (Archbishop Mitty HS)
11	D.J. Mathis		LHP	L/L	5-6	Jr.	East Alton, Ill. (Roxana HS)
12	Savannah Long		INF	R/R	5-8	Sr.	Midwest City, Okla. (Midwest City HS)
18	Iver McDonald	EYE-vur	OF	L/R	5-3	So.	Houston, Texas (J. Frank Dobie HS)
21	Dani Dobbs	DAN-ee	INF	R/R	5-4	Fr.	Moore, Okla. (Moore HS)
23	Susan Ogden		UTL	R/R	5-8	Sr.	Sherman, Texas (Sherman HS)
24	Jeannie Douglas		UTL	L/R	5-4	Jr.	Chandler, Okla. (Chandler HS)
30	Wendy Trott		UTL	L/L	5-11	Fr.	Fountain Valley, Calif. (Fountain Valley HS)
43	Traci Dickenson		INF	R/R	5-4	Jr.	Placentia, Calif. (El Dorado HS)
44	Jessica Legendre	la-ZHAHN-dra	INF	R/R	5-7	So.	Port Jefferson, N.Y. (Vandermeulen HS)

CHART CLIMBERS

Current Sooners who are making their way up the OU career records lists:

RBI

1.	190	Ashli Barrett	'98-01
2.	184	Lisa Carey	'98-01
3.	166	Casey Dickson	'94-97
4.	164	Kelli Braitsch	'00-03
5.	156	Leah Gulla	'00-03
	156	Heather Scaglione	'02-05
7.	154	Christina Enea	'02-05
	154	Samantha Ricketts	'06-P
9.	141	Jamie Fox	'04-07

HOME RUNS

1.	46	Ashli Barrett	'98-01
2.	44	Heather Scaglione	'02-05
3.	37	Lisa Carey	'98-01
	37	Kelli Braitsch	'00-03
5.	32	Leah Gulla	'00-03
	32	Samantha Ricketts	'06-P
7.	31	Jennifer Stump	'00-03
8.	30	Jamie Fox	'04-07
9.	27	Lynette Velazquez	'98-99
	27	Casey Dickson	'94-97

SLUGGING PERCENTAGE

1.	.682	Samantha Ricketts	'06-P
2.	.657	Becky Burroughs	'93-94
3.	.624	Lynette Velazquez	'98-99
4.	.605	Andrea Davis	'00-01
5.	.599	Ashli Barrett	'98-01
6.	.586	Heather Scaglione	'02-05
7.	.582	Kelli Braitsch	'00-03
8.	.579	Traci Dickenson	'06-P

ON-BASE PERCENTAGE

1.	.484	Norrelle Dickson	'04-07
2.	.480	Samantha Ricketts	'06-P
3.	.439	Becky Burroughs	'93-94
4.	.438	Andrea Davis	'00-01
5.	.434	Christy Ring	'99-02
6.	.432	Kristin Vesely	'03-06
7.	.422	Heather Scaglione	'02-05
8.	.420	Kelli Braitsch	'00-03
9.	.419	Lisa Carey	'98-01
10.	.417	Susan Ogden	'05-P

STRIKEOUTS

1.	805	Jill Most	'94-97
2.	733	Kami Keiter	'02-05
3.	634	Jennifer Stewart	'99-02
4.	462	Cheryl Jacobs	'78-80
	462	Patti Graham	'81-84
6.	420	Lana Moran	'97-00
7.	325	Nicole Denes	'03-06
8.	311	Brea Moore	'94-95
9.	289	Lauren Eckermann	'07-P

VICTORIES

1.	115	Jennifer Stewart	'99-02
2.	101	Kami Keiter	'02-05
3.	76	Jill Most	'94-97
4.	72	Cheryl Jacobs	'78-80
5.	67	Lana Moran	'97-00
6.	63	Patti Graham	'81-84
7.	53	Jennifer Sherman	'92-95
8.	42	Nicole Denes	'03-06
9.	41	Lauren Eckermann	'07-P

TALE OF THE TAPE

OFFENSE	OKLAHOMA	FRESNO ST.	CAL POLY	COLORADO ST.	SACRAMENTO ST.	CALIFORNIA	PRINCETON
Batting Avg.	.290	.306	.250	.324	.295	.321	.256
Runs per game	6.3	5.3	3.6	6.2	5.9	6.2	3.1
Hits per game	6.9	8.2	6.4	9.1	8	8.6	7.1
Doubles	42	40	17	33	30	32	9
Triples	4	9	6	3	4	5	1
Home Runs	37	15	7	20	14	16	6
RBI	149	124	61	80	100	153	21
Base on Balls	113	66	65	42	56	114	9
Stolen Bases	17-27	30-30	7-10	15-17	12-15	33-39	5-6
PITCHING							
ERA	1.17	1.24	3.36	2.74	3.01	2.22	4.53
Shutouts	13	12	3	3	3	4	0
Strikeouts per game	6.3	7.3	4.73	4.8	7	6.8	10.3

** All averages are as of March 10*

UP NEXT

Oklahoma will return to the OU Softball Complex as it hosts Missouri State at 5 p.m. on Wednesday, March 19. The Sooners will follow that with its Big 12 opener at the OU Softball Complex. Oklahoma will host the Kansas series March 21-22. The Sooners will play Kansas at 7 p.m. on Friday followed by a 1 p.m. contest on Saturday.

SOONERS MOVE TO NO. 8 IN USA SOFTBALL POLL, REMAIN AT NO. 11 IN NFCA POLL

The Sooners improved to No. 8 in the ESPN.com/USA Softball Poll and remained at No. 11 in the USA Today/NFCA Poll. Last week the Sooners were No. 9 in the ESPN.com poll and No. 11 in the USA Today poll.

OU AND ARIZONA ONLY TWO SCHOOLS TO BE RANKED IN NFCA POLL ITS ENTIRE EXISTENCE

The Sooners have been ranked in the top 25 of every NFCA poll since its inception, which spans 176 weeks long. OU and Arizona are the only programs to be ranked in the NFCA Top-25 every week of its existence.

RICKETTS MOVES UP TO NO. 5

Junior Samantha Ricketts has caught fire in the last two weeks and has hit five home runs in the last nine games. Prior to that, Ricketts hadn't hit a home run yet this season. The 2007 second team All-American is quickly moving up the OU career list for home runs as she is now No. 5 on the list with 32 home runs.

VANDEVER STEPPING UP

Sophomore catcher Lindsey Vandever has been one OU's best hitters as of late. Vandever has caught fire since the UNLV Desert Classic. Below is a look at Vandever's stats in the first 11 games of the season compared to the last 15 games.

	Avg.	Home Runs	Doubles	RBI
First 11	.138	0	0	3
Last 15	.415	5	2	16

POWER HITTERS

After hitting 20 home runs in the last two weeks, the Sooners are establishing themselves as one of the power teams of the Big 12 Conference. Oklahoma currently leads the league in home runs (37), slugging percentage (.550), on-base percentage (.419) and RBI (149).

2007 vs. 2008

The 2007 Super Regional team was one of the most prolific offenses in school history. However, the 2008 squad is on track to be even better. Below is a look at a comparison of the 2007 and 2008 squads through 26 games.

Through 26 Games	Home Runs	Doubles	Slug%
2007	27	37	.549
2008	37	42	.550

SMITH PERFECT IN RELIEF

Senior pitcher Jadyn Smith only owns a 2-1 record but has been solid in relief work for the Sooners this season in seven appearances. Smith posts a team-best 0.31 ERA and is even better in relief situations as she owns a perfect 0.00 ERA when not starting. She has thrown 15 innings of relief and owns 14 strikeouts during that time. She also picked up a win against Pacific in relief effort.

LONG BALL

Senior Savannah Long is off to a hot start for her final season as she owns a team-best .375 batting average through 26 games this season. In addition, the shortstop has been one of the team's top power hitters as she owns a .750 slugging percentage and leads the Big 12 with nine doubles and also owns six home runs.

"LITTLE MANNY"

Head coach Patty Gasso often refers to sophomore left fielder Amber Flores as "little Manny Ramirez." The 5-4 sophomore put up strong numbers as a freshman and is producing Ramirez-esque numbers at the start of the 2008 season. Through 26 games this season, Flores owns a team-best 26 RBI and owns a .368 batting average as well as a .809 slugging percentage (eight homers, four doubles, one triple). Flores' eight home runs this season ranks second among All Big 12 players.



SINCE THE START OF THE BIG 12 IN 1996, NO CONFERENCE SCHOOL EXCEEDS OU WITH

- 1** National Championship
- 4** USA Elite Team Members
- 5** Women's College World Series Appearances
- 5** Midwest Coaching Staff of the Year
- 7** NCAA Regional Championships
- 11** Postseason Appearances
- 26** All-Americans
- 47** All-Big 12 First Team Members
- 53** Player/Pitcher of the Week Honors
- 156** Big 12 Wins

BIG 12 WEEKLY HONORS

Players of the Week

Date	Player	School
2/12	Amber Flores	Oklahoma
2/19	Jordan Daniels	Baylor
2/26	Tallie Thrasher	Texas
3/4	Rhea Taylor	Missouri
3/11	Lindsey Ubrun	Missouri
3/18		
3/25		
4/1		
4/8		
4/15		
4/22		
4/29		
5/6		

Pitchers of the Week

Date	Player	School
2/12	D.J. Mathis	Oklahoma
2/19	Megan Gibson	Texas A&M
2/26	D.J. Mathis	Oklahoma
3/4	Megan Gibson	Texas A&M
3/11	Megan Gibson	Texas A&M
3/18		
3/25		
4/1		
4/8		
4/15		
4/22		
4/29		
5/6		

2008 BIG 12 STANDINGS

School	Conference				Overall					Last 5	Top 25	Streak
	W-L	Pct.	H	A	W-L	Pct.	H	A	N			
Texas A&M	0-0	.000	0-0	0-0	25-4	.862	12-1	1-0	12-3	3-2	7-2	Lost 1
Iowa State	0-0	.000	0-0	0-0	18-4	.818	0-0	4-3	14-1	4-1	0-2	Lost 1
OKLAHOMA	0-0	.000	0-0	0-0	21-5	.808	10-0	1-3	10-2	4-1	3-3	Won 4
Baylor	0-0	.000	0-0	0-0	16-5	.762	8-1	1-0	7-4	3-2	2-2	Lost 1
Kansas	0-0	.000	0-0	0-0	18-6	.750	3-1	2-2	13-3	4-1	0-1	Lost 1
Missouri	0-0	.000	0-0	0-0	20-6	.769	7-0	1-1	12-5	5-0	1-3	Won 12
Texas	0-0	.000	0-0	0-0	11-8-1	.575	7-4-1	1-2	3-2	2-3	3-4-1	Lost 2
Oklahoma State	0-0	.000	0-0	0-0	13-11	.542	1-1	2-5	10-5	3-2	1-0	Won 1
Nebraska	0-0	.000	0-0	0-0	8-8	.500	4-0	0-2	4-6	4-1	1-4	Won 4
Texas Tech	0-0	.000	0-0	0-0	5-17	.227	0-0	0-4	5-13	2-3	0-4	Won 2

*As of March 3

HOT TROTT

Freshman Wendy Trott has drawn comparisons to current OU All-American Samantha Ricketts. The rookie struggled early in the season but has been trying to solidify a spot in the starting lineup as the designated player. Trott made people notice last weekend at the OU Worth Invitational as she hit .600 (3-for-5) with three home runs and a 2.400 slugging percentage.

37 CONSECUTIVE INNINGS STREAK SNAPPED

OU pitcher D.J. Mathis ended her streak of 37 consecutive innings without giving up a run (earned or unearned) against Tulsa on March 5. The junior lefty gave up a home run in the bottom of the second to end the streak. Prior to that, her last run to give up was a home run to start off the sixth inning against Stanford on Feb. 22.

MATHIS OPENS SEASON ON FIRE

Junior lefty pitcher D.J. Mathis was OU's most heavily relied upon pitcher as a freshman in 2006, but struggled at times during the 2007 season with a nagging shoulder injury. The junior has returned to form and continues to dominate in the circle for the Sooners in her 19 appearances this season. Below is a comparison of Mathis' first 19 appearances of the season as a freshman, sophomore and junior.

Year	ERA	Shutouts	Strikeouts	B/Avg.
2006	2.43	1	41	.262
2007	2.06	3	73	.227
2008	0.71	8	112	.127

MATHIS = WORKHORSE

The Sooners have had to put a lot on the shoulders of pitcher D.J. Mathis this season. The lefty has been a workhorse for the Sooners and has pitched more than any other Big 12 pitcher, but still leads the conference in almost every category. Below is a look at where Mathis ranks among Big 12 pitchers.

Stat	Number	Big 12 Ranking
Wins	19	First
Innings Pitched	98.1	First
Opp. Batting Avg.	.127	First
Appearances	19	First
Starts	16	First
Shutouts	8	Tied First
Complete Games	11	Second
Strikeouts	112	Second

OU BREAKS SCHOOL RECORD FOR HOME RUNS

The Sooners set a school record against Pacific on Feb. 22 as Oklahoma pounded six home runs in the contest. The previous OU record for home runs in a single was five and it had been done twice. The 1996 squad pounded five against Tulsa (April 11) while the 2005 team hammered five against Texas A&M (April 16).

NEW ADDITION TO THE TEAM

Associate head coach and pitching coach Melyssa Lombardi welcomed her first child on Feb. 19. Her baby boy, Gianni Thomas Lombardi, was the first child for Coach Lombardi and her husband John. Gianni was born over a month early but was a healthy 5 lbs., 13 oz. when he was born.

ECKERMANN THROWS PERFECT GAME

Senior pitcher Lauren Eckermann, last year's Co-Big 12 Pitcher of the Year, got back in the groove against St. Gregory's on Tuesday, Feb. 12. Eckermann threw the first perfect game of her career as she allowed no hits and no walks while striking out four in the five-inning contest. Eckermann picked up her first win of the season in dramatic fashion as became only the sixth OU player since the start of Big 12 play to throw a perfect game and the first pitcher to do it since Jennifer Stewart tossed a perfect game against Texas-Arlington on Feb. 8, 2002. The perfect game also marked the fourth no-hitter of Eckermann's career at OU as she tossed three no-no's during the 2007 season.

ECKERMANN NAMED A LOWE'S CANDIDATE

OU senior Lauren Eckermann was announced as one of 30 candidates for the 2008 Lowe's Senior Class Award for softball on March 4. The award, presented to NCAA® Division I student-athletes each year in eight sports, focuses on the "Four C's" of classroom, character, community and competition.

RICKETTS A PRESEASON ALL-AMERICAN

Junior Samantha Ricketts was named to the second-team ESPN.com Preseason All-America team in a list released by the web site prior to the start of the season. Ricketts was one of four Big 12 players selected to the list.

RICKETTS, ECKERMANN NAMED TO PLAYER OF THE YEAR WATCH LIST

Senior pitcher Lauren Eckermann and junior first baseman Samantha Ricketts have been named to the initial watch list for the seventh annual USA Softball National Collegiate Player of the Year Award. Ricketts was named one of three finalists for the award last year.

GASSO AND THE BIG 12 ERA

BIG 12 WINNING %

1. OKLAHOMA	.739
2. Nebraska	.696
3. Texas	.616
4. Texas A&M	.540
5. Missouri	.529

ACTIVE NCAA STREAKS IN BIG 12

1. OKLAHOMA	12
Nebraska	12
3. Texas A&M	6
4. Texas	5
5. Baylor	4
Missouri	1

BIG 12 REGULAR SEASON TITLES

1. OKLAHOMA	3 (96, 99, 2000)
Nebraska	3 (98, 01, 04)
Texas	3 (02, 03, 06)
4. Missouri	1 (1997)
Texas A&M	1 (2005)
Baylor	1 (2007)

ALL-AMERICANS

1. OKLAHOMA	26
2. Nebraska	12
Texas	12
4. Texas A&M	8
Oklahoma State	7
Missouri	6

ALL-BIG 12 FIRST TEAM SELECTIONS

1. OKLAHOMA	47
2. Nebraska	35
3. Oklahoma State	26
4. Texas A&M	23
5. Texas	21

ALL-MIDWEST REGION SELECTIONS

1. OKLAHOMA	50
2. Nebraska	47
3. Baylor	30
4. Texas	26
5. Texas A&M	24

Three-Time Big 12 Coach of the Year

Winningest Coach in Big 12 History

A pioneer and legend after 12 years. Better believe it.

Oklahoma head coach Patty Gasso has blazed the trail for the Big 12, which has quickly gained national softball respect in just 12 years of existence. No person has been more responsible for the conference's rise in prominence than the winningest coach in its history.

With five trips to the Women's College World Series in the last eight years, OU has not only earned respect but validated an entire conference.

Her work at OU has done more than just net gains for her employers and the league.

The Midwest was a dormant recruiting area when she arrived in 1995. Presently, the Midwest and South (especially Oklahoma, Texas, Louisiana and Florida) rank a very close second to California.

All that without even mentioning her accomplishments.

In 2003, Oklahoma was named the fifth best program all-time by the National Fastpitch Coaches Association. Go back to 1994, before Gasso arrived in Norman, and it's a guarantee that OU doesn't even sniff the top 25.

During her tenure, the Sooners have reached the postseason every year. They have claimed seven Regional Championships, made five WCWS appearances and claimed one national championship.

Not many coaches around the land can claim those credentials. Then again, if you tally the combined accomplishments of many conferences, they can't either.

So what's next? It would be a mistake to say more of the same. This program has risen dramatically for 12 years and Gasso doesn't intend to slow the pace one bit.

Titles like "Coaching Legend" and "Best Coach In Big 12 History" are usually reserved for retired leaders. In Gasso's case, there is no need to wait, she has already earned both titles.



The Gasso File

Personal

Birth Date: May 27, 1962
 Hometown: Torrance, Calif.
 Children: sons JT (19) and DJ (13)
 Husband: Jim Gasso
 High School: Bishop Montgomery (Calif.)
 College: Long Beach State, 1984 (B.A., 1984)

Playing Experience

1982-1984 Long Beach State University

Coaching Experience

1995-Present: Head Coach, University of Oklahoma
 1991-94: Head Coach, Long Beach City College

Career Record: 822-272-2 (.751) - Includes 2008 Season
 OU Career Record: 660-213-2 (.755)
 Big 12 Record: 156-55 (.739)

GASSO'S YEAR-BY-YEAR AT OKLAHOMA

Year	----Overall----			---Conference---			Finish
	W	L	Pct.	W	L	Pct.	
1995	43	23	.646	12	4	.750	NCAA Regional Final
1996	50	20	.714	17	5	.773	1st Big 12/NCAA Regional Final
1997	55	19	.743	14	4	.778	NCAA Regional
1998	49	15	.766	12	5	.706	NCAA Regional Final
1999	40	16	.714	11	3	.786	1st Big 12/NCAA Regional Final
2000	66	8	.892	17	1	.945	1st Big 12/ NATIONAL CHAMPIONS
2001	50	9	.848	14	2	.875	Big 12 Tourney Champs/WCWS
2002	49	16	.753	14	2	.875	WCWS
2003	47	14	.770	12	6	.666	WCWS
2004	45	22-1	.662	11	7	.611	WCWS
2005	50	17	.746	12	6	.666	NCAA Super Regional
2006	40	21-1	.653	8	10	.444	NCAA Regional Final
2007	55	8	.873	14	4	.778	Big 12 Tourney Champs/Super Regional
2008	21	5	.808	0	0	.000	
14 years	660	213-2	.755	168	59	.740	

CAREER ACCOLADES

- Three-time Big 12 Coach of the Year
- 2000 NFCA Coaching Staff of the Year
- Five-time All-Midwest Region Coaching Staff of the Year
- NFCA 800-Win Club
- 2004 Inductee to Long Beach City
- Member of Inaugural Class of Long Beach City Baseball & Softball Hall of Fame (2004)

2008 QUICK FACTS

School _____ University of Oklahoma
 City _____ Norman, Okla.
 Zip Code _____ 73019
 Founded _____ 1890
 Enrollment _____ 29,721
 Nickname _____ Sooners
 School Colors _____ Crimson & Cream
 Home Field _____ OU Softball Complex - Marita Hynes Field
 Capacity _____ 1,000
 Affiliation _____ NCAA Division I
 Conference _____ Big 12
 President _____ David L. Boren (Yale, '63)
 Athletics Director _____ Joe Castiglione (Maryland, '79)
 Ticket Office _____ (800) 456-GoOU

HISTORY

First Year of Softball _____ 1975
 All-Time Record _____ 1,191-669-2 (.640)
 All-Time Big 12 Record _____ 162-53 (.753)
 NCAA Tournament Appearances _____ 14
 (1994, '95, '96, '97, '98, '99, '00, '01, '02, '03, '04, '05, '06, '07)
 Regional Titles _____ Seven
 (2000, '01, '02, '03, '04, '05, '07,)
 WCWS Appearances _____ Five
 (2000, '01, '02, '03, '04)
 National Titles _____ One
 (2000)

MEDIA RELATIONS

Softball Contact _____ Jessica Summers
 Office Phone _____ (405) 325-8372
 Media Relations Main _____ (405) 325-8231
 Cell Phone _____ (405) 213-6735
 Press Box Phone _____ (405) 325-8177
 Fax _____ (405) 325-7623
 E-mail _____ jsummers@ou.edu

COACHING STAFF

Head Coach _____ Patty Gasso
 Alma Mater, Yr. _____ Long Beach State, '84
 Years Coaching _____ 2008 is 18th season
 Career Record (Pct.) _____ 801-267-2 (.750)
 Years at OU _____ 2008 is 14th season
 Record at OU (Pct.) _____ 639-208-2 (.754)
 Associate Head Coach _____ Melyssa Lombardi
 Assistant Coach _____ Tripp MacKay
 Director of Operations _____ Kaycee Clark

TEAM INFORMATION

2007 Overall Record _____ 55-8
 2007 Big 12 Record _____ 14-4
 2007 Big 12 Regular Season _____ Second
 2007 Postseason _____ Big 12 Tournament Champions
 _____ NCAA Super Regional
 Final 2007 Ranking _____ No. 9
 Letterwinners Returning/Lost _____ 13/6
 Starters Returning/Lost _____ 7/3

MEDIA INFORMATION

Athletics Web Site _____ SoonerSports.com

Local Newspapers:

Norman Transcript _____ normantranscript.com
 The Oklahoman _____ oklahoman.com
 Tulsa World _____ tulsaworld.com

GASSO INKS FIVE FOR 2009

The Oklahoma softball program signed five athletes to National Letters of Intent, announced head coach Patty Gasso on Wednesday. The five-member class is familiar with the Oklahoma program as three of the five are from the Sooner state. Joining the Sooners in the fall of 2008 will be Allee Allen (Buena Park, Calif.), Kirsten Allen (Union, Ken.), Samantha Bachman (Midwest City, Okla.), Karolyne Long (Midwest City, Okla.) and Katie Norris (Stillwater, Okla.).

Allee Allen | P | Buena Park, Calif. | Kennedy High School

Three-year letterwinner at Kennedy High School ... Led Kennedy to the three straight Empire League Championships (2005, 2006, 2007) ... Earned all-tournament honors at the 2007 Canyon Tournament ... Led Kennedy to the CIF-Southern Section championship game ... Named to the 2006 all-tournament squad at the Canyon Tournament ... Played travel ball for the GOLD Worth Firecrackers with current OU freshman Wendy Trott ... Led Firecrackers to back-to-back appearances in the ASA GOLD National title game, including a 2007 National Championship.

Kirstin Allen | P | Union, Kent. | Larry A. Ryle High School

Four-year letterwinner at Larry A. Ryle High School ... Named the 2007 Gatorade Player of the Year in Kentucky ... Holds seven individual Kentucky state high school fastpitch records ... Recorded a state-record 29 shutouts as senior while also recording lowest ERA in a season (0.19) and setting a record with 210 consecutive innings without allowing an earned run ... Also holds state career records in lowest ERA (0.29), perfect games (11) and no hitters (30) ... Two-time first team All-State selection (2006, 2007) ... Led high school squad to four straight district championships, three consecutive regional championships and back-to-back appearances in the state title game (2006 and 2007) ... Named the 2006 State Tournament MVP after leading Larry A. Ryle High School to the 2006 state championship ... Also earned Fastpitch Player of the Year honors by the Kentucky Post three straight years (2005, 2006, 2007) ... Played travel ball for the Louisville Lady Sluggers where she led them to a 17th-place finish at the 18U ASA "A" Nationals in 2007.

Samantha Bachman | P | Midwest City, Okla. | Carl Albert High School

A four-year letterwinner at Carl Albert High School with fellow signee Karolyne Long ... Guided Carl Albert to back-to-back State Championships (2006, 2007) ... Led Carl Albert to four straight regional championships ... Also led Carl Albert to four consecutive Suburban Conference Championships ... Named to the 2007 All-State squad as a pitcher ... Earned first team all-conference as a first baseman during junior campaign ... Collected first Big All-City honors as a first baseman in 2006 ... Named all-conference as a sophomore ... Played travel ball for the Oklahoma Babes with fellow signees Karolyne Long and Katie Norris ... Led Oklahoma Babes to a ninth-place finish at the 2006 Gold National ... Also went to 2007 18U Gold "A" Nationals with Oklahoma Babes ... Also a solid student with a 4.0 GPA and a Valedictorian at Carl Albert High School.

Karolyne Long | INF | Midwest City, Okla. | Carl Albert High School

Teamed with fellow signee to lead Carl Albert High School to back-to-back state 5A state championships in 2006 and 2007 ... Played freshman and sophomore seasons at Midwest City High School where she led the Bombers to the state semifinals in 2005 ... Four-year all-conference selection ... Earned 2007 All-State honors by the Oklahoma Coaches Association ... Named to the Oklahoma Sports High School Association's first team as a senior ... Earned Daily Oklahoman all-city honors as a junior ... Played travel ball for the Oklahoma Babes with fellow signees Samantha Bachman and Katie Norris ... Led Babes to a ninth-place finish in the 2006 ASA Nationals ... Named by Rivals.com as a first team Gold All-Tournament selection in 2006 ... Sister of current OU senior shortstop Savannah Long.

Katie Norris | C | Stillwater, Okla. | Stillwater High School

Four-year all-conference selection at Stillwater H.S. ... Finished career at Stillwater H.S. as the career leader in hits (180), doubles (39), home runs (13) and fielding average (.986) ... Set single season record during senior year with a .466 batting average ... Earned first team All-State honors during senior season ... Named 2007 first-team all-region ... Named the Centennial Conference Offensive Player of the Year in 2007 ... Led Stillwater H.S. to back-to-back appearances in the 6A state tournament (2007, 2006) ... Selected as the Stillwater News Press Softball Player of the Year during junior season after recording a .462 batting average with nine home runs and 39 RBIs in 2006 ... Also selected as Stillwater's team MVP during the 2006 season ... Earned All-State Academic honors as a junior and as a sophomore ... Named Stillwater H.S. Softball Defensive Player of the Year in 2005 ... Played travel ball for Tulsa Eagles Gold and Oklahoma Babes Gold ... Led the Tulsa Eagles to the 18U Gold National Tournament after placing second at the Hall of Fame Qualifier ... Played travel ball on the Oklahoma Babes Gold with current signees Samantha Bachman and Karolyne Long ... Also one of five one of 5 Oklahoma softball players in the state chosen as a Ferguson Jenkins Outstanding Student-Athlete.

OKLAHOMA SOFTBALL

Overall Statistics for Oklahoma (as of Mar 10, 2008)

(All games Sorted by Batting avg)

Record: 21-5 Home: 10-0 Away: 1-3 Neutral: 10-2 BIG 12: 0-0

Player	AVG	GP-GS	AB	R	H	2B	3B	HR	RBI	TB	SLG%	BB	HBP	SO	GDP	OB%	SF	SH	SB-ATT	PO	A	E	FLD%
12 Long, Savannah...	.375	26-26	72	29	27	9	0	6	19	54	.750	8	10	15	0	.500	0	1	4-6	38	41	2	.975
4 Flores, Amber....	.368	26-26	68	30	25	4	1	8	26	55	.809	19	2	5	0	.517	0	0	3-5	25	0	1	.962
43 Dickenson, Traci.	.365	26-26	63	21	23	7	1	4	18	44	.698	16	6	9	0	.529	0	1	0-1	41	31	2	.973
10 Ricketts, Samanth	.349	26-26	63	15	22	5	0	5	22	42	.667	17	2	7	0	.482	3	1	0-0	143	6	1	.993
8 Vandever, Lindsey	.300	26-26	70	13	21	2	0	5	19	38	.543	9	1	12	0	.388	0	0	0-1	163	23	2	.989
30 Trott, Wendy.....	.295	22-16	44	6	13	2	0	4	15	27	.614	5	1	10	0	.380	0	0	0-0	0	0	0	.000
23 Ogden, Susan.....	.276	26-26	58	8	16	5	1	5	13	38	.655	14	1	16	0	.425	0	2	0-0	10	0	0	1.000
44 Legendre, Jessica	.226	24-24	53	7	12	2	0	0	4	14	.264	9	1	15	0	.349	0	2	1-1	17	31	4	.923
9 Huey, Krystle....	.184	24-14	38	6	7	2	1	0	6	11	.289	3	0	3	0	.244	0	4	3-4	6	0	0	1.000
3 Jones, Chana'e...	.122	18-12	41	5	5	2	0	0	5	7	.171	6	0	8	0	.234	0	0	0-0	2	0	0	1.000

24 Douglas, Jeannie.	.200	10-0	5	1	1	0	0	0	0	1	.200	2	0	0	0	.429	0	0	0-0	2	0	0	1.000
18 McDonald, Iver...	.190	23-5	21	5	4	1	0	0	0	5	.238	0	0	8	0	.190	0	1	3-5	11	0	0	1.000
1 Anderson, Haley..	.167	23-5	18	8	3	0	0	0	2	3	.167	4	1	2	0	.348	0	0	1-2	5	0	0	1.000
21 Dobbs, Dani.....	.167	21-2	6	9	1	1	0	0	0	2	.333	1	1	0	0	.375	0	0	2-2	4	2	3	.667
Totals.....	.290	26-26	620	163	180	42	4	37	149	341	.550	113	26	110	0	.419	3	12	17-27	468	171	16	.976
Opponents.....	.176	26-26	550	42	97	17	1	13	35	155	.282	37	22	165	0	.256	1	11	10-16	447	169	33	.949

LOB - Team (164), Opp (111). DPs turned - Team (7), Opp (6). IBB - Team (0), Opp (1). Picked off - Vandever 1.

(All games Sorted by Earned run avg)

Player	ERA	W-L	APP	GS	CG	SHO/CBO	SV	IP	H	R	ER	BB	SO	2B	3B	HR	AB	B/Avg	WP	HBP	BK	SFA	SHA
2 Smith, Jadyn.....	0.31	2-1	9	2	0	0/4	0	22.2	18	6	1	3	20	2	0	1	93	.194	2	0	0	0	0
11 Mathis, D.J.....	0.71	15-2	19	16	11	8/3	1	98.1	41	13	10	24	112	6	0	7	323	.127	1	19	0	0	7
5 Eckermann, Lauren	2.62	4-2	8	7	3	1/1	0	32.0	32	15	12	5	30	8	1	4	120	.267	1	2	0	1	4
14 Hudsonpillar, Mor	7.00	0-0	3	1	0	0/0	0	3.0	6	8	3	5	3	1	0	1	14	.429	0	1	0	0	0
Totals.....	1.17	21-5	26	26	14	13/4	1	156.0	97	42	26	37	165	17	1	13	550	.176	4	22	0	1	11
Opponents.....	6.20	5-21	26	26	13	1/0	0	149.0	180	163	132	113	110	42	4	37	620	.290	13	26	0	3	12

PB - Team (2), Vandever 2, Opp (19). Pickoffs - Team (1), Vandever 1, Opp (1). SBA/ATT - Vandever (10-16), Eckermann (4-6), Mathis (3-6), Smith (2-2), Hudsonpillar (1-2).

OKLAHOMA SOFTBALL

Game Results for Oklahoma (as of Mar 10, 2008)

(All games)

Game date	Opposing team	Score	r	h	e/	r	h	e	Inns	Overall	BIG 12	Pitcher of record	Attend	Time
-----	-----	----	-----	-----	/-----	-----	-----	-----	----	-----	-----	-----	-----	-----
Feb 08, 2008	at #10 UCLA	1-6 L	1	4	1/	6	14	0	7	0- 1- 0	0- 0- 0	Eckermann (L 0-1)	0	2:20
Feb 08, 2008	vs UCSB	W 12-1	12	11	0/	1	3	1	5	1- 1- 0	0- 0- 0	Mathis (W 1-0)	566	2:00
Feb 09, 2008	vs Nevada	W 1-0	1	6	0/	0	3	0	7	2- 1- 0	0- 0- 0	Mathis (W 2-0)	0	1:52
Feb 09, 2008	at #21 Cal St. Fullerto	2-10 L	2	4	2/10	8	0	5	5	2- 2- 0	0- 0- 0	Eckermann (L 0-2)	273	1:39
Feb 10, 2008	at #10 UCLA	W 7-0	7	8	0/	0	3	2	7	3- 2- 0	0- 0- 0	Mathis (W 3-0)	297	2:15
Feb 12, 2008	ST GREGORYS	W 10-0	10	8	0/	0	0	4	5	4- 2- 0	0- 0- 0	Eckermann (W 1-2)	393	1:37
Feb 15, 2008	vs BYU	W 8-5	8	6	2/	5	7	3	7	5- 2- 0	0- 0- 0	Mathis (W 4-0)	0	2:55
Feb 15, 2008	vs Northridge	W 5-1	5	6	0/	1	2	0	7	6- 2- 0	0- 0- 0	Eckermann (W 2-2)	0	1:45
Feb 16, 2008	vs South Carolina	W 2-1	2	3	1/	1	4	2	7	7- 2- 0	0- 0- 0	Eckermann (W 3-2)	0	1:50
Feb 16, 2008	vs Illinois	W 3-1	3	8	0/	1	2	2	7	8- 2- 0	0- 0- 0	Mathis (W 5-0)	0	1:40
Feb 17, 2008	vs Cal Poly	W 3-2	3	6	0/	2	6	2	7	9- 2- 0	0- 0- 0	Mathis (W 6-0)	0	2:22
Feb 22, 2008	vs #12 Stanford	2-3 L	2	6	2/	3	6	1	7	9- 3- 0	0- 0- 0	Mathis (L 6-1)	378	2:00
Feb 22, 2008	vs Pacific	W 14-5	14	11	2/	5	8	1	6	10- 3- 0	0- 0- 0	Smith (W 1-0)	260	2:00
Feb 23, 2008	vs Oregon	0-1 L	0	6	2/	1	3	1	7	10- 4- 0	0- 0- 0	Smith (L 1-1)	145	1:45
Feb 23, 2008	vs #6 San Diego State	W 1-0	1	3	0/	0	2	0	7	11- 4- 0	0- 0- 0	Mathis (W 7-1)	235	1:30
Feb 24, 2008	vs #18 Georgia	W 3-0	3	4	0/	0	1	1	7	12- 4- 0	0- 0- 0	Mathis (W 8-1)	431	1:36
Feb 27, 2008	TULSA	W 8-0	8	4	0/	0	3	0	6	13- 4- 0	0- 0- 0	Mathis (W 9-1)	534	1:59
Mar. 1, 2008	NORTH TEXAS	W 9-0	9	6	1/	0	3	0	5	14- 4- 0	0- 0- 0	Mathis (W 10-1)	0	1:30
Mar 01, 2008	MEMPHIS	W 17-0	17	14	0/	0	3	2	5	15- 4- 0	0- 0- 0	Mathis (W 11-1)	731	1:45
Mar 02, 2008	MEMPHIS	W 10-0	10	10	1/	0	2	1	5	16- 4- 0	0- 0- 0	Mathis (W 12-1)	0	1:45
Mar 02, 2008	NORTH TEXAS	W 8-0	8	7	0/	0	1	3	6	17- 4- 0	0- 0- 0	Mathis (W 13-1)	485	1:30
Mar 05, 2008	at Tulsa	3-5 L	3	8	1/	5	6	0	7	17- 5- 0	0- 0- 0	Mathis (L 13-2)	687	1:59
Mar 08, 2008	MCNEESE STATE	W 9-1	9	12	0/	1	4	2	5	18- 5- 0	0- 0- 0	Eckermann (W 4-2)	0	1:28
Mar 08, 2008	DRAKE	W 8-0	8	5	0/	0	1	2	7	19- 5- 0	0- 0- 0	Mathis (W 14-2)	0	2:05
Mar 09, 2008	DRAKE	W 8-0	8	7	0/	0	1	2	5	20- 5- 0	0- 0- 0	Mathis (W 15-2)	0	1:40
Mar 09, 2008	MCNEESE STATE	W 9-0	9	7	1/	0	1	1	5	21- 5- 0	0- 0- 0	Smith (W 2-1)	525	1:45

* = Conference game

() extra inning game

OKLAHOMA SOFTBALL

Team Game-by-Game for Oklahoma (as of Mar 10, 2008)

Batting (All games)

Date	Opponent	AB	R	H	RBI	2B	3B	HR	BB	IBB	SB	CS	HBP	SAC	SF	GDP	K	PO	A	E	Avg
Feb 08, 2008	at UCLA	23	1	4	1	1	0	0	3	0	0	1	3	0	0	0	9	18	6	1	.174
Feb 08, 2008	vs UCSB	25	12	11	12	5	0	1	10	0	1	0	1	1	0	0	4	15	6	0	.312
Feb 09, 2008	vs Nevada	24	1	6	1	1	0	1	1	0	1	0	1	0	0	0	6	21	9	0	.292
Feb 09, 2008	at Cal St. Fullerton	19	2	4	2	0	0	1	2	0	0	0	0	0	0	0	3	12	2	2	.275
Feb 10, 2008	UCLA	27	7	8	5	4	0	0	0	0	0	1	4	0	0	0	9	21	7	0	.280
Feb 12, 2008	St Gregorys	24	10	8	10	4	0	1	5	0	0	0	0	0	0	0	3	15	4	0	.289
Feb 15, 2008	vs BYU	27	8	6	7	3	0	1	10	0	3	0	0	1	0	0	7	21	7	2	.278
Feb 15, 2008	vs Northridge	23	5	6	5	1	0	2	4	0	0	0	0	1	0	0	5	21	3	0	.276
Feb 16, 2008	vs South Carolina	23	2	3	2	2	0	0	5	0	1	0	0	0	0	0	4	21	5	1	.260
Feb 16, 2008	vs Illinois	27	3	8	2	1	0	0	2	0	0	2	0	1	0	0	5	21	8	0	.264
Feb 17, 2008	vs Cal Poly	26	3	6	2	1	1	0	2	0	1	1	0	0	0	0	4	21	9	0	.261
Feb 22, 2008	vs Stanford	24	2	6	1	0	0	1	2	0	1	0	0	3	0	0	10	18	8	2	.260
Feb 22, 2008	vs Pacific	27	14	11	14	1	1	6	6	0	0	0	0	1	0	0	5	18	9	2	.273
Feb 23, 2008	vs Oregon	28	0	6	0	0	0	0	3	0	1	0	1	0	0	0	2	18	13	2	.268
Feb 23, 2008	vs San Diego State	20	1	3	1	0	0	1	1	0	0	0	0	0	0	0	5	21	9	0	.262
Feb 24, 2008	vs Georgia	23	3	4	3	1	0	1	2	0	0	0	0	0	0	0	6	21	6	0	.256
Feb 27, 2008	Tulsa	18	8	4	8	0	0	1	11	0	1	1	3	0	1	0	1	18	7	0	.255
Mar. 1, 2008	North Texas	18	9	6	9	0	0	2	3	0	2	0	3	0	0	0	0	15	7	1	.258
Mar 01, 2008	at Memphis	30	17	14	14	3	0	2	10	0	1	0	1	1	0	0	3	15	4	0	.272
Mar 02, 2008	Memphis	24	10	10	10	1	0	3	6	0	1	0	2	0	0	0	3	15	5	1	.279
Mar 02, 2008	at North Texas	23	8	7	8	1	1	3	3	0	0	0	2	1	1	0	2	18	8	0	.280
Mar 05, 2008	at Tulsa	27	3	8	3	2	1	1	5	0	0	1	0	0	0	0	6	18	6	1	.281
Mar 08, 2008	McNeese State	26	9	12	9	3	0	1	2	0	0	1	2	0	0	0	2	15	4	0	.290
Mar 08, 2008	at Drake	26	8	5	5	2	0	2	7	0	2	0	2	0	0	0	5	21	8	0	.285
Mar 09, 2008	Drake	19	8	7	6	3	0	2	3	0	0	1	1	0	1	0	1	15	6	0	.288
Mar 09, 2008	at McNeese State	19	9	7	9	2	0	4	5	0	1	1	0	2	0	0	0	15	5	1	.290
Totals		620	163	180	149	42	4	37	113	0	17	10	26	12	3	0	110	468	171	16	.290

OKLAHOMA SOFTBALL

Team Game-by-Game for Oklahoma (as of Mar 10, 2008)


Pitching (All games)

Date	Opponent	IP	H	R	ER	BB	SO	2B	3B	HR	WP	BK	HBP	DP	IBB	Score	W-L	SV	ERA
Feb 08, 2008	at UCLA	6.0	14	6	5	1	1	3	0	1	0	0	0	0	0	1-6	0-1	0	5.83
Feb 08, 2008	vs UCSB	5.0	3	1	1	2	6	0	0	1	0	0	1	1	0	12-1	1-1	0	3.82
Feb 09, 2008	vs Nevada	7.0	3	0	0	2	7	0	0	0	0	0	0	0	0	1-0	2-1	0	2.33
Feb 09, 2008	at Cal St. Fullerton	4.0	8	10	2	2	3	4	1	1	1	0	1	0	0	2-10	2-2	0	2.55
Feb 10, 2008	UCLA	7.0	3	0	0	1	8	2	0	0	0	0	1	0	0	7-0	3-2	0	1.93
Feb 12, 2008	St Gregorys	5.0	0	0	0	0	4	0	0	0	0	0	0	0	0	10-0	4-2	0	1.65
Feb 15, 2008	vs BYU	7.0	7	5	3	4	8	2	0	2	0	0	3	1	1	8-5	5-2	0	1.88
Feb 15, 2008	vs Northridge	7.0	2	1	1	2	11	0	0	0	1	0	1	0	0	5-1	6-2	0	1.75
Feb 16, 2008	vs South Carolina	7.0	4	1	1	2	5	0	0	1	0	0	1	0	0	2-1	7-2	1	1.65
Feb 16, 2008	vs Illinois	7.0	2	1	1	0	9	0	0	1	0	0	0	0	0	3-1	8-2	1	1.58
Feb 17, 2008	vs Cal Poly	7.0	6	2	2	3	6	1	0	1	1	0	1	1	0	3-2	9-2	1	1.62
Feb 22, 2008	vs Stanford	6.0	6	3	2	2	5	0	0	1	0	0	1	1	0	2-3	9-3	1	1.68
Feb 22, 2008	vs Pacific	6.0	8	5	3	3	5	0	0	1	0	0	0	0	0	14-5	10-3	1	1.81
Feb 23, 2008	vs Oregon	6.0	3	1	1	0	2	0	0	1	0	0	0	0	0	0-1	10-4	1	1.77
Feb 23, 2008	vs San Diego State	7.0	2	0	0	1	6	0	0	0	0	0	1	1	0	1-0	11-4	1	1.64
Feb 24, 2008	vs Georgia	7.0	1	0	0	1	8	0	0	0	0	0	3	0	0	3-0	12-4	1	1.52
Feb 27, 2008	Tulsa	6.0	3	0	0	2	9	1	0	0	0	0	0	0	0	8-0	13-4	1	1.44
Mar. 1, 2008	North Texas	5.0	3	0	0	1	5	0	0	0	0	0	1	1	0	9-0	14-4	1	1.38
Mar 01, 2008	at Memphis	5.0	3	0	0	0	5	0	0	0	1	0	2	1	0	17-0	15-4	1	1.32
Mar 02, 2008	Memphis	5.0	2	0	0	2	7	1	0	0	0	0	1	0	0	10-0	16-4	1	1.26
Mar 02, 2008	at North Texas	6.0	1	0	0	0	6	0	0	0	0	0	1	0	0	8-0	17-4	1	1.20
Mar 05, 2008	at Tulsa	6.0	6	5	3	3	6	1	0	2	0	0	0	0	0	3-5	17-5	1	1.31
Mar 08, 2008	McNeese State	5.0	4	1	1	0	7	2	0	0	0	0	0	0	0	9-1	18-5	1	1.31
Mar 08, 2008	at Drake	7.0	1	0	0	2	8	0	0	0	0	0	2	0	0	8-0	19-5	1	1.25
Mar 09, 2008	Drake	5.0	1	0	0	0	9	0	0	0	0	0	1	0	0	8-0	20-5	1	1.21
Mar 09, 2008	at McNeese State	5.0	1	0	0	1	9	0	0	0	0	0	0	0	0	9-0	21-5	1	1.17
Totals		156.0	97	42	26	37	165	17	1	13	4	0	22	7	1	163-42	21-5	1	1.17

* = BIG 12 game

#5 LAUREN ECKERMANN

PITCHER | R/R | 5-9 | SENIOR | BRENHAM, TEXAS | TEMPLE JC



2008 HIGHLIGHTS AND NOTES

Honored as one of 30 candidates for the Lowe's Senior CLASS Award ... Named to the 2008 Preseason USA Softball National Player of the Year Watch List ... Selected as the 12th pick by the Rockford Thunder in the NPF Draft on Feb. 18 ... Made first appearance since Feb. 17 and threw complete-game win against McNeese State (3/8) ... Threw a perfect game against St. Gregory's (2/12) ... It marked the fourth no-hitter of her career and the first perfect game by a Sooner since Jennifer Stewart did it on Feb. 8, 2002 against UT Arlington.

GAME BY GAME

#5 Eckermann, Lauren - 8 appearances (All games)

Date	Opponent	GS	IP	H	R	ER	BB	SO	2B	3B	HR	WP	BK	HBP	IBB	Score	W-L	SV	ERA
Feb 08, 2008	at UCLA	*	5.0	13	6	5	1	0	3	0	1	0	0	0	0	1-6	0-1	0	7.00
Feb 09, 2008	at Cal St. Fullerton	*	1.1	4	4	2	0	0	2	1	1	0	0	0	0	2-10	0-2	0	7.74
Feb 12, 2008	St Gregory's	*	5.0	0	0	0	0	4	0	0	0	0	0	0	0	10-0	1-2	0	4.32
Feb 15, 2008	vs Northridge	*	7.0	2	1	1	2	11	0	0	0	1	0	1	0	5-1	2-2	0	3.05
Feb 16, 2008	vs South Carolina	*	6.1	4	1	1	2	4	0	0	1	0	0	1	0	2-1	3-2	0	2.55
Feb 17, 2008	vs Cal Poly	*	0.1	5	2	2	0	0	1	0	1	0	0	0	0	3-2	3-2	0	3.08
Mar 08, 2008	McNeese State	*	5.0	4	1	1	0	7	2	0	0	0	0	0	0	9-1	4-2	0	2.80
Mar 09, 2008	at McNeese State		2.0	0	0	0	0	4	0	0	0	0	0	0	0	9-0	4-2	0	2.62
Totals			7	32.0	32	15	12	5	30	8	1	4	1	0	2	41-21	4-2	0	2.62

SINGLE GAME BESTS

PITCHING

Innings Pitched _____ Nine
last vs. Texas
March 25, 2007

Strikeouts _____ 12
last vs. Texas Tech
March 22, 2007

Hits Allowed ____ Zero (four times)*
last vs. St. Gregory's
February 12, 2008

**Must be complete game*


CAREER STATS

	ERA	W-L	APP	GS	CG	SHO/CBO	SV	IP	H	R	ER	BB	SO	2B	3B	HR	BF	B/AVG	WP	HBP	SFA	SHA
2007	1.66	37-5	48	41	32	12/0	0	274.1	201	81	65	50	259	27	5	17	1078	.204	8	12	5	24
2008	2.62	4-2	8	7	3	1/1	0	32.0	32	15	12	5	30	8	1	4	132	.267	1	2	1	4
TOTAL	1.76	41-7	56	48	35	13/1	0	306.1	233	96	77	55	289	35	6	21	1210	.210	9	14	6	28



#12 SAVANNAH LONG

INFIELD | R/R | 5-8 | SENIOR | MIDWEST CITY, OKLA. | MIDWEST CITY HS



2008 HIGHLIGHTS AND NOTES

Picked as the eighth overall pick by the Philadelphia Force in the 2008 NPF Senior Draft ... Recorded two doubles and a .500 batting average at the OU Worth Invitational ... Went 2-for-3 against Tulsa (3/5) ... Recorded a .444 clip in the OU Residence Inn Invitational ... Pounded solo home run against North Texas that hit the top of the scoreboard in left field (3/2) ... Hit key three-run homer against Tulsa that led to an eventual 8-0 run rule win (2/27) ... One of three Sooners to hit two home runs each against in OU's record-setting win against Pacific (2/22) ... Hit .500 with four doubles in opening-weekend tournament at UCLA ... Scored a career-high three runs against UCSB (2/8) ... Her first homer of the year was a walk-off grand slam beat St. Gregory's 10-0 and end the game in a run rule (2/12).

GAME BY GAME

#12 Long, Savannah - 26 games (All games)

Date	Opponent	GS	AB	R	H	RBI	2B	3B	HR	BB	IBB	SB	CS	HBP	SAC	SF	GDP	K	PO	A	E	Avg	
Feb 08, 2008	at UCLA	*	2	0	1	1	1	0	0	0	0	0	0	1	0	0	0	1	1	3	0	.500	
Feb 08, 2008	vs UCSB	*	3	3	2	2	2	0	0	0	0	0	0	1	0	0	0	0	3	1	0	.600	
Feb 09, 2008	vs Nevada	*	2	0	1	0	0	0	0	0	0	1	0	1	0	0	0	0	2	1	0	.571	
Feb 09, 2008	at Cal St. Fullerton	*	2	0	1	0	0	0	0	0	0	0	0	0	0	0	0	1	1	1	0	.556	
Feb 10, 2008	UCLA	*	3	2	1	0	1	0	0	0	0	0	0	1	0	0	0	0	0	3	0	.500	
Feb 12, 2008	St Gregorys	*	4	2	2	4	1	0	1	0	0	0	0	0	0	0	0	0	2	0	0	.500	
Feb 15, 2008	vs BYU	*	4	2	1	0	1	0	0	1	0	0	0	0	0	0	0	2	0	0	0	.450	
Feb 15, 2008	vs Northridge	*	3	0	0	0	0	0	0	0	0	0	0	0	0	0	0	1	1	0	0	.391	
Feb 16, 2008	vs South Carolina	*	3	0	0	0	0	0	0	0	0	0	0	0	0	0	0	1	3	0	0	.346	
Feb 16, 2008	vs Illinois	*	3	0	1	0	0	0	0	1	0	0	1	0	0	0	0	1	2	0	0	.345	
Feb 17, 2008	vs Cal Poly	*	2	0	0	0	0	0	0	1	0	0	0	0	0	0	0	0	4	1	0	.323	
Feb 22, 2008	vs Stanford	*	4	1	1	1	0	0	1	0	0	0	0	0	0	0	0	2	1	2	0	.314	
Feb 22, 2008	vs Pacific	*	3	2	3	3	0	0	2	0	0	0	0	0	0	0	0	0	0	6	2	.368	
Feb 23, 2008	vs Oregon	*	4	0	1	0	0	0	0	0	0	1	0	0	0	0	0	1	1	1	0	.357	
Feb 23, 2008	vs San Diego State	*	3	0	0	0	0	0	0	0	0	0	0	0	0	0	0	1	2	1	0	.333	
Feb 24, 2008	vs Georgia	*	3	0	0	0	0	0	0	0	0	0	0	0	0	0	0	1	3	1	0	.312	
Feb 27, 2008	Tulsa	*	2	2	1	3	0	0	1	1	0	0	0	1	0	0	0	1	1	3	0	.320	
Mar. 1, 2008	North Texas	*	2	2	0	0	0	0	0	0	0	1	0	1	0	0	0	0	0	4	0	.308	
Mar 01, 2008	at Memphis	*	3	1	1	0	0	0	0	1	0	0	0	0	0	0	0	1	1	1	0	.309	
Mar 02, 2008	Memphis	*	2	3	2	0	0	0	0	0	0	1	0	1	0	0	0	0	2	2	0	.333	
Mar 02, 2008	at North Texas	*	2	1	1	1	0	0	1	0	0	0	0	1	1	0	0	0	1	4	0	.339	
Mar 05, 2008	at Tulsa	*	3	0	2	0	1	0	0	1	0	0	1	0	0	0	0	0	4	2	0	.355	
Mar 08, 2008	McNeese State	*	4	2	3	1	1	0	0	0	0	0	0	0	0	0	0	0	2	0	0	.379	
Mar 08, 2008	at Drake	*	2	2	0	0	0	0	0	1	0	0	0	1	0	0	0	1	0	3	0	.368	
Mar 09, 2008	Drake	*	2	2	1	0	0	0	0	0	0	0	0	1	0	0	0	0	1	1	0	.371	
Mar 09, 2008	at McNeese State	*	2	2	1	3	1	0	0	1	0	0	0	0	0	0	0	0	0	0	0	.375	
Totals			26	72	29	27	19	9	0	6	8	0	4	2	10	1	0	0	15	38	41	2	.375

SINGLE GAME BESTS

Runs _____ Three
vs. UCSB
Feb. 8, 2008

Hits _____ Three (four times)
vs. McNeese State
March 8, 2008

Doubles _____ Two (twice)
last vs. UCSB
Feb. 8, 2008

Triples _____ One (three times)
last vs. UMKC
March 10, 2007

RBI _____ Four (four times)
last vs. St. Gregory's
Feb. 12, 2008

Stolen Bases _____ One (19 times)
last vs. North Texas
March 1, 2008

Walks _____ Three
vs. Oklahoma State
May 11, 2006


CAREER STATS

	AVG	GP-GS	AB	R	H	2B	3B	HR	RBI	TB	SLG%	BB	HBP	SO	OB%	SF	SH	SB-TTT
2005	.208	65-58	53	9	11	3	0	2	5	20	.377	1	2	11	.250	0	1	1-1
2006	.297	62-62	172	20	51	12	2	7	40	88	.512	19	8	35	.390	1	3	7-7
2007	.213	62-61	150	36	32	3	1	3	28	55	.367	19	14	40	.355	0	10	7-11
2008	.375	26-26	72	29	27	9	0	6	19	54	.750	8	10	15	.500	0	1	4-6
TOTAL	.271	215-207	447	94	121	27	3	21	92	217	.485	47	32	101	.382	1	15	19-25



#23 SUSAN OGDEN

OF/C | R/R | 5-8 | SENIOR | SHERMAN, TEXAS | SHERMAN HS



2008 HIGHLIGHTS AND NOTES

Picked as the 18th overall pick by the Akron Racers in the NPF Senior Draft ...Plays right field but also plays backup to catcher Lindsey Vandever ... Caught fire at the OU Residence Inn Invitational as she hit .444 with two home runs and four RBI ... Hit home runs in back-to-back games against Memphis and North Texas (3/2) ... Hit game-winning home run in OU's 1-0 win over No. 25 San Diego State (2/23) ... Hit .333 in the UNLV Desert Classic with a home run and a .889 slugging percentage.

GAME BY GAME

#23 Ogden, Susan - 26 games (All games)

Date	Opponent	GS	AB	R	H	RBI	2B	3B	HR	BB	IBB	SB	CS	HBP	SAC	SF	GDP	K	PO	A	E	Avg
Feb 08, 2008	at UCLA	*	1	0	0	0	0	0	0	1	0	0	0	1	0	0	0	1	0	0	0	.000
Feb 08, 2008	vs UCSB	*	4	1	2	3	1	0	0	0	0	0	0	0	0	0	0	0	0	0	0	.400
Feb 09, 2008	vs Nevada	*	3	0	0	0	0	0	0	0	0	0	0	0	0	0	0	0	0	0	0	.250
Feb 09, 2008	at Cal St. Fullerton	*	3	0	0	0	0	0	0	0	0	0	0	0	0	0	0	0	1	0	0	.182
Feb 10, 2008	UCLA	*	3	0	1	1	1	0	0	0	0	0	0	0	0	0	0	2	1	0	0	.214
Feb 12, 2008	St Gregorys	*	2	1	1	0	0	0	1	0	0	0	0	0	0	0	0	0	1	0	0	.250
Feb 15, 2008	vs BYU	*	2	1	1	2	0	0	1	2	0	0	0	0	0	0	0	1	0	0	0	.278
Feb 15, 2008	vs Northridge	*	1	0	0	0	0	0	1	0	0	0	0	1	0	0	0	1	1	0	0	.263
Feb 16, 2008	vs South Carolina	*	2	0	2	0	2	0	1	0	0	0	0	0	0	0	0	0	0	0	0	.333
Feb 16, 2008	vs Illinois	*	2	0	0	0	0	0	1	0	0	0	0	0	0	0	0	1	0	0	0	.304
Feb 17, 2008	vs Cal Poly	*	2	0	0	0	0	0	1	0	0	0	0	0	0	0	0	2	2	0	0	.280
Feb 22, 2008	vs Stanford	*	2	0	1	0	0	0	0	0	0	0	0	1	0	0	0	1	2	0	0	.296
Feb 22, 2008	vs Pacific	*	3	0	0	0	0	0	0	0	0	0	0	0	0	0	0	2	1	0	0	.267
Feb 23, 2008	vs Oregon	*	3	0	0	0	0	0	0	0	0	0	0	0	0	0	0	0	0	0	0	.242
Feb 23, 2008	vs San Diego State	*	2	1	1	1	0	0	1	0	0	0	0	0	0	0	0	0	0	0	0	.257
Feb 24, 2008	vs Georgia	*	2	0	0	0	0	0	0	0	0	0	0	0	0	0	0	1	0	0	0	.243
Feb 27, 2008	Tulsa	*	2	0	0	1	0	0	1	0	0	0	0	0	0	0	0	0	0	0	0	.231
Mar. 1, 2008	North Texas	*	2	0	0	0	0	0	0	0	0	0	0	0	0	0	0	0	0	0	0	.220
Mar 01, 2008	at Memphis	*	2	0	0	0	0	0	1	1	0	0	0	0	0	0	0	1	0	0	0	.209
Mar 02, 2008	Memphis	*	2	1	2	2	0	0	1	1	0	0	0	0	0	0	0	0	0	0	0	.244
Mar 02, 2008	at North Texas	*	3	1	2	2	0	1	1	0	0	0	0	0	0	0	0	0	0	0	0	.271
Mar 05, 2008	at Tulsa	*	3	0	1	0	0	0	0	1	0	0	0	0	0	0	0	2	1	0	0	.275
Mar 08, 2008	McNeese State	*	3	0	0	0	0	0	0	0	0	0	0	0	0	0	0	1	0	0	0	.259
Mar 08, 2008	at Drake	*	2	0	0	0	0	0	0	0	0	0	0	0	0	0	0	0	0	0	0	.250
Mar 09, 2008	Drake	*	1	1	1	0	1	0	1	0	0	0	0	0	0	0	0	0	0	0	0	.263
Mar 09, 2008	at McNeese State	*	1	1	1	1	0	0	1	1	0	0	0	0	0	0	0	0	0	0	0	.276
Totals			26	58	8	16	13	5	1	5	14	0	0	0	1	2	0	0	16	10	0	.276

SINGLE GAME BESTS

Runs _____ Three (twice)
last vs. Valparaiso
March 10, 2005

Hits _____ Three (three times)
last vs. UMKC
March 10, 2007

Total Bases _____ Six
vs. Birmingham-Southern
Feb. 18, 2007

RBI _____ Four
vs. Birmingham-Southern
Feb. 18, 2007

Walks _____ Two (four times)
last vs. BYU
Feb. 15, 2008



CAREER STATS

	AVG	GP-GS	AB	R	H	2B	3B	HR	RBI	TB	SLG%	BB	HBP	SO	OB%	SF	SH	SB-ATT
2005	.217	19-3	23	3	5	0	0	0	1	5	.217	2	0	5	.280	0	0	0-0
2006	.266	51-37	109	12	29	4	0	1	14	36	.330	12	4	27	.360	0	0	0-0
2007	.381	56-51	147	26	56	10	0	3	36	75	.510	24	2	22	.474	0	6	0-0
2008	.276	26-26	58	8	16	5	1	5	13	38	.655	14	1	16	.425	0	2	0-0
TOTAL	.315	152-117	337	49	106	19	1	9	64	154	.457	52	7	70	.417	0	8	0-0

#2 JADYN SMITH

PITCHER | R/R | 5-8 | SENIOR | NEWCASTLE, OKLA. | NEWCASTLE HS

2008 HIGHLIGHTS AND NOTES

Mainly used as a pitcher in relief ... Has not given up a run in relief work this season ... Earned win against McNeese State after only allowing one hit in first three innings of the run rule (3/9) ... Was solid in relief at the OU Residence Inn Invitational where she recorded a perfect 0.00 ERA and only allowed four hits in six complete innings of relief ... Made two appearances in Palm Springs Classic where she owned a 0.81 ERA ... Earned first win of the year against Pacific as she came in for relief of starter Morgan Hudsonpillar and pitched the final 4.1 innings without allowing an earned run (2/22)... Also had solid performance in 1-0 loss to Oregon as she only gave up three hits in 4.1 innings (2/23) ... Solid against in relief against No. 21 Cal State Fullerton as she only allowed two hits and no runs while striking out three in 2.1 innings of work.

GAME BY GAME

#2 Smith, Jady - 9 appearances (All games)

Date	Opponent	GS	IP	H	R	ER	BB	SO	2B	3B	HR	WP	BK	HBP	IBB	Score	W-L	SV	ERA
Feb 08, 2008	vs UCSB	1.0	1	0	0	0	0	0	0	0	0	0	0	0	0	12-1	0-0	0	0.00
Feb 09, 2008	at Cal St. Fullerton	2.1	2	1	0	0	3	1	0	0	0	1	0	0	0	2-10	0-0	0	0.00
Feb 22, 2008	vs Pacific	4.1	5	2	0	0	3	0	0	0	0	0	0	0	0	14-5	1-0	0	0.00
Feb 23, 2008	vs Oregon	*	4.1	3	1	1	0	1	0	0	1	0	0	0	0	0-1	1-1	0	0.58
Mar. 1, 2008	North Texas	2.0	3	0	0	0	2	0	0	0	0	0	0	0	0	9-0	1-1	0	0.50
Mar 01, 2008	at Memphis	2.0	1	0	0	0	2	0	0	0	0	1	0	0	0	17-0	1-1	0	0.44
Mar 02, 2008	Memphis	2.0	0	0	0	1	1	0	0	0	0	0	0	0	0	10-0	1-1	0	0.39
Mar 05, 2008	at Tulsa	1.2	2	2	0	1	3	1	0	0	0	0	0	0	0	3-5	1-1	0	0.36
Mar 09, 2008	at McNeese State	*	3.0	1	0	0	1	5	0	0	0	0	0	0	0	9-0	2-1	0	0.31
Totals		2	22.2	18	6	1	3	20	2	0	1	2	0	0	0	76-22	2-1	0	0.31



SINGLE GAME BESTS

Strikeouts _____ Five
vs. McNeese State
March 9, 2008

Hits Allowed _____ Zero*
vs. Minnesota
Feb. 17, 2007

Innings Pitched _____ 5.1
vs. UTEP
March 13, 2005

Walks Allowed ____ 0 (three times)*
last vs. Iowa State
March 25, 2005

*Must pitch at least three innings

CAREER STATS

	ERA	W-L	APP	GS	CG	SHO/CBO	SV	IP	H	R	ER	BB	SO	2B	3B	HR	BF	B/AVG	WP	HBP	SFA	SHA
2005	1.35	3-1	16	4	0	0/4	0	31.0	27	11	6	5	27	4	0	1	133	.221	2	4	0	2
2006	4.26	2-0	13	1	1	0/2	0	23.0	33	17	14	2	18	3	1	4	103	.327	1	0	0	0
2007	1.40	1-0	8	1	0	0/2	1	10.0	10	3	2	1	2	2	0	0	43	.270	0	1	0	4
2008	0.31	2-1	9	2	0	0/4	0	22.2	18	6	1	3	20	2	0	1	96	.194	2	0	0	0
TOTAL	1.86	8-2	46	8	1	0/12	1	86.2	88	37	23	11	67	11	1	6	375	.249	5	5	0	6



#43 TRACI DICKENSON

2B | R/R | 5-4 | JUNIOR | PLACENTIA, CALIF. | EL DORADO HS



SINGLE GAME BESTS

Runs _____ Four
last vs. Pacific
Feb. 22, 2008

Hits _____ Four
vs. Utah Valley State
March 11, 2006

Doubles _____ One (18 times)
last vs. Drake
March 9, 2008

Triples _____ One
vs. Cal Poly
Feb. 17, 2008

Total Bases _____ ten
last vs. Pacific
Feb. 22, 2008

RBI _____ Six
vs. Memphis
March 1, 2008

Walks _____ Three
vs. BYU
Feb. 15, 2008



2008 HIGHLIGHTS AND NOTES

Hit .429 in the Palm Springs Classic ... Stayed hot at OU Residence Inn Invitational where she recorded a .455 batting average with a home run and six RBI ... Recorded career performance against Memphis as she went 3-for-3 with six RBI (3/1) ... One of three Sooners to record two home runs each in OU's record-setting win over Pacific where she went 3-for-3 with four RBI (2/22) ... Hit game-winning home run against Nevada to lead OU to a 1-0 victory (2/9) ... Caught fire at the UNLV Desert Classic where she hit .500 and posted a 1.000 slugging percentage and a .688 on-base percentage while notching five RBI.

GAME BY GAME

#43 Dickenson, Traci - 26 games (All games)

Date	Opponent	GS	AB	R	H	RBI	2B	3B	HR	BB	IBB	SB	CS	HBP	SAC	SF	GDP	K	PO	A	E	Avg	
Feb 08, 2008	at UCLA	*	2	1	0	0	0	0	0	0	0	0	0	1	0	0	0	1	1	2	0	.000	
Feb 08, 2008	vs UCSB	*	1	1	0	0	0	0	2	0	0	0	0	0	0	0	0	0	1	1	0	.000	
Feb 09, 2008	vs Nevada	*	3	1	3	1	0	0	1	0	0	0	0	0	0	0	0	0	0	1	0	.500	
Feb 09, 2008	at Cal St. Fullerton	*	2	0	1	0	0	0	0	0	0	0	0	0	0	0	0	0	1	0	1	.500	
Feb 10, 2008	UCLA	*	2	0	0	0	0	0	0	0	0	0	0	1	0	0	0	1	0	0	0	.400	
Feb 12, 2008	St Gregorys	*	1	2	1	1	1	0	0	2	0	0	0	0	0	0	0	0	1	2	0	.455	
Feb 15, 2008	vs BYU	*	1	0	1	3	1	0	0	3	0	0	0	0	0	0	0	0	1	1	0	.500	
Feb 15, 2008	vs Northridge	*	2	1	1	1	1	0	0	1	0	0	0	0	0	0	0	0	2	1	0	.500	
Feb 16, 2008	vs South Carolina	*	1	0	0	0	0	0	2	0	0	0	0	0	0	0	0	0	5	0	0	.467	
Feb 16, 2008	vs Illinois	*	3	1	2	1	1	0	0	0	0	0	0	0	0	0	0	0	0	2	0	.500	
Feb 17, 2008	vs Cal Poly	*	3	1	1	0	0	1	0	0	0	0	0	0	0	0	0	0	4	0	0	.476	
Feb 22, 2008	vs Stanford	*	2	0	0	0	0	0	0	0	0	0	0	1	0	0	0	1	2	1	0	.435	
Feb 22, 2008	vs Pacific	*	3	4	3	4	1	0	2	1	0	0	0	0	0	0	0	0	4	1	0	.500	
Feb 23, 2008	vs Oregon	*	4	0	1	0	0	0	0	0	0	0	0	0	0	0	0	1	0	3	1	.467	
Feb 23, 2008	vs San Diego State	*	2	0	1	0	0	0	0	0	0	0	0	0	0	0	0	0	2	3	0	.469	
Feb 24, 2008	vs Georgia	*	3	1	1	1	0	0	0	0	0	0	0	0	0	0	0	0	4	1	0	.457	
Feb 27, 2008	Tulsa	*	2	0	0	0	0	0	2	0	0	0	0	0	0	0	0	0	1	1	0	.432	
Mar. 1, 2008	North Texas	*	2	0	0	0	0	0	0	0	0	0	1	0	0	0	0	0	2	1	1	.410	
Mar 01, 2008	at Memphis	*	3	3	3	6	0	0	1	0	0	0	0	1	0	0	0	0	3	2	0	.452	
Mar 02, 2008	Memphis	*	3	0	1	0	0	0	0	0	0	0	0	1	0	0	0	0	0	0	0	.444	
Mar 02, 2008	at North Texas	*	3	1	1	0	1	0	0	0	0	0	0	1	0	0	0	0	2	2	0	.438	
Mar 05, 2008	at Tulsa	*	3	0	0	0	0	0	1	0	0	0	0	0	0	0	0	1	1	2	0	.412	
Mar 08, 2008	McNeese State	*	3	2	1	0	0	0	1	0	0	0	0	0	0	0	0	1	1	0	0	.407	
Mar 08, 2008	at Drake	*	4	1	1	0	1	0	0	0	0	0	0	0	0	0	0	1	2	1	0	.397	
Mar 09, 2008	Drake	*	3	0	0	0	0	0	0	0	0	0	1	0	0	0	0	1	1	0	0	.377	
Mar 09, 2008	at McNeese State	*	2	1	0	0	0	0	0	1	0	0	0	0	0	0	0	0	1	2	0	.365	
Totals			26	63	21	23	18	7	1	4	16	0	0	1	6	1	0	0	9	41	31	2	.365

CAREER STATS

	AVG	GP-GS	AB	R	H	2B	3B	HR	RBI	TB	SLG%	BB	HBP	SO	OB%	SF	SH	SB-ATT
2006	.267	61-60	135	28	36	7	0	6	17	61	.452	9	11	30	.361	0	5	4-4
2007	.298	63-63	151	40	45	10	0	14	51	97	.642	14	7	20	.377	3	5	7-9
2008	.365	26-25	63	21	23	7	1	4	18	44	.698	16	6	9	.529	0	1	0-1
TOTAL	.298	150-149	349	89	104	24	1	24	86	202	.579	39	24	59	.402	3	11	11-14

#24 JEANNIE DOUGLAS

OUTFIELD | L/R | 5-4 | JUNIOR | CHANDLER, OKLA. | CHANDLER HS



2008 HIGHLIGHTS AND NOTES

Serves mainly as a pinch runner or subs in the outfield.

GAME BY GAME

#24 Douglas, Jeannie - 10 games (All games)

Date	Opponent	GS	AB	R	H	RBI	2B	3B	HR	BB	IBB	SB	CS	HBP	SAC	SF	GDP	K	PO	A	E	Avg	
Feb 08, 2008	vs UCSB	1	0	0	0	0	0	0	0	0	0	0	0	0	0	0	0	0	0	0	0	0	.000
Feb 12, 2008	St Gregorys	0	0	0	0	0	0	0	0	0	0	0	0	0	0	0	0	0	0	0	0	0	.000
Feb 16, 2008	vs South Carolina	0	0	0	0	0	0	0	0	0	0	0	0	0	0	0	0	0	0	0	0	0	.000
Feb 22, 2008	vs Stanford	1	0	0	0	0	0	0	0	0	0	0	0	0	0	0	0	0	0	0	0	0	.000
Feb 22, 2008	vs Pacific	1	0	0	0	0	0	0	0	0	0	0	0	0	0	0	0	0	0	0	0	0	.000
Mar 01, 2008	at Memphis	2	0	1	0	0	0	0	0	0	0	0	0	0	0	0	0	0	1	0	0	0	.200
Mar 02, 2008	Memphis	0	0	0	0	0	0	0	0	0	0	0	0	0	0	0	0	0	1	0	0	0	.200
Mar 05, 2008	at Tulsa	0	1	0	0	0	0	0	0	0	0	0	0	0	0	0	0	0	0	0	0	0	.200
Mar 08, 2008	at Drake	0	0	0	0	0	0	0	0	1	0	0	0	0	0	0	0	0	0	0	0	0	.200
Mar 09, 2008	at McNeese State	0	0	0	0	0	0	0	0	1	0	0	0	0	0	0	0	0	0	0	0	0	.200
Totals		0	5	1	1	0	0	0	0	2	0	0	0	0	0	0	0	0	2	0	0	0	.200

SINGLE GAME BESTS

Runs _____ One (three times)
last vs. Temple
March 4, 2007

Hits _____ One (twice)
last vs. Temple
March 4, 2007

CAREER STATS

	AVG	GP-GS	AB	R	H	2B	3B	HR	RBI	TB	SLG%	BB	HBP	SO	OB%	SF	SH	SB-ATT
2006	.250	11-0	4	1	1	0	0	0	0	1	.250	0	0	0	.250	0	0	0-0
2007	.167	12-0	6	2	1	1	0	0	0	2	.333	2	1	0	.444	0	0	0-0
2008	.200	10-0	5	1	1	0	0	0	0	1	.200	2	0	0	.429	0	0	0-0
TOTAL	.200	33-0	15	4	3	1	0	0	0	4	.267	4	1	0	.400	0	0	0-0



#44 JESSICA LEGENDRE

INFIELD | R/R | 5-7 | JUNIOR | JEFFERSON, N. Y. | VANDERMEULEN HS


2008 HIGHLIGHTS AND NOTES

Earned the starting third base spot this season after serving as a backup in 2007 ... Had career outing against UCSB (2/8) where she scored two runs and walked three times.

GAME BY GAME

#44 Legendre, Jessica - 24 games (All games)

Date	Opponent	GS	AB	R	H	RBI	2B	3B	HR	BB	IBB	SB	CS	HBP	SAC	SF	GDP	K	PO	A	E	Avg	
Feb 08, 2008	vs UCSB	*	1	2	0	0	0	0	0	3	0	0	0	0	0	0	0	1	0	2	0	.000	
Feb 09, 2008	vs Nevada	*	2	0	0	0	0	0	0	0	0	0	0	0	0	0	0	2	2	2	0	.000	
Feb 10, 2008	UCLA	*	3	0	1	0	1	0	0	0	0	0	0	0	0	0	0	1	0	2	0	.167	
Feb 12, 2008	St Gregorys	*	2	0	0	0	0	0	0	1	0	0	0	0	0	0	0	2	0	2	0	.125	
Feb 15, 2008	vs BYU	*	3	1	1	0	0	0	0	1	0	1	0	0	0	0	0	1	2	1	1	.182	
Feb 15, 2008	vs Northridge	*	3	0	1	0	0	0	0	0	0	0	0	0	0	0	0	0	0	1	0	.214	
Feb 16, 2008	vs South Carolina	*	2	0	1	2	0	0	0	1	0	0	0	0	0	0	0	0	1	1	0	.250	
Feb 16, 2008	vs Illinois	*	3	0	1	0	0	0	0	0	0	0	0	0	0	0	0	0	0	2	0	.263	
Feb 17, 2008	vs Cal Poly	*	3	0	1	0	0	0	0	0	0	0	0	0	0	0	0	0	1	3	0	.273	
Feb 22, 2008	vs Stanford	*	2	0	0	0	0	0	0	0	0	0	0	0	1	0	0	1	2	2	0	.250	
Feb 22, 2008	vs Pacific	*	2	0	0	0	0	0	0	0	0	0	0	0	0	0	0	1	1	1	0	.231	
Feb 23, 2008	vs Oregon	*	3	0	1	0	0	0	0	0	0	0	0	0	0	0	0	0	1	2	1	.241	
Feb 23, 2008	vs San Diego State	*	2	0	1	0	0	0	0	0	0	0	0	0	0	0	0	1	0	2	0	.258	
Feb 24, 2008	vs Georgia	*	2	0	0	0	0	0	0	0	0	0	0	0	0	0	0	1	2	1	0	.242	
Feb 27, 2008	Tulsa	*	3	1	1	0	0	0	0	0	0	0	0	0	0	0	0	0	0	0	0	.250	
Mar. 1, 2008	North Texas	*	2	1	1	0	0	0	0	0	0	0	0	0	0	0	0	0	2	1	0	.263	
Mar 01, 2008	at Memphis	*	2	2	1	0	0	0	0	1	0	0	0	0	0	0	0	0	0	0	0	.275	
Mar 02, 2008	Memphis	*	2	0	0	0	0	0	0	1	0	0	0	0	0	0	0	1	0	0	0	.262	
Mar 02, 2008	at North Texas	*	2	0	0	0	0	0	0	0	0	0	0	0	0	0	0	1	0	1	0	.250	
Mar 05, 2008	at Tulsa	*	2	0	0	0	0	0	0	0	0	0	0	0	0	0	0	1	0	1	1	.239	
Mar 08, 2008	McNeese State	*	2	0	1	2	1	0	0	0	0	0	0	1	0	0	0	0	1	0	0	.250	
Mar 08, 2008	at Drake	*	4	0	0	0	0	0	0	0	0	0	0	0	0	0	0	1	2	3	0	.231	
Mar 09, 2008	Drake	*	1	0	0	0	0	0	0	1	0	0	0	0	0	0	0	0	0	1	0	.226	
Mar 09, 2008	at McNeese State	*	0	0	0	0	0	0	0	0	0	0	0	0	1	0	0	0	0	0	1	.226	
Totals			24	53	7	12	4	2	0	0	9	0	1	0	1	2	0	0	15	17	31	4	.226



SINGLE GAME BESTS

Runs _____ Two (three times)
last vs. UCSB
Feb. 8, 2008

Hits _____ Two (seven times)
last vs. Georgia
Feb. 24, 2008

Doubles _____ One (five times)
last vs. McNeese State
March 8

CAREER STATS

	AVG	GP-GS	AB	R	H	2B	3B	HR	RBI	TB	SLG%	BB	HBP	SO	OB%	SF	SH	SB-ATT
2006	.121	45-42	99	10	12	1	0	0	7	13	.131	6	1	35	.179	0	2	1-1
2007	.438	12-2	16	4	7	3	0	0	3	10	.625	3	0	4	.526	0	1	0-1
2008	.226	24-24	53	7	12	1	0	0	4	14	.264	9	1	15	.349	0	2	1-1
TOTAL	.185	81-86	168	21	31	6	0	0	14	37	.220	18	2	54	.271	0	5	2-3



#11 DJ MATHIS

PITCHER | L/L | 5-6 | JUNIOR | EAST ALTON, ILL. | ROXANA HS


2008 HIGHLIGHTS AND NOTES

Has been OU's top pitcher so far this season after serving as the No. 2 pitcher last season ... Threw two one-hit shutouts at OU Worth Invitational ... Recorded 37 straight innings without giving up a run until she gave up a home run against Tulsa on March 5 ... Recorded a perfect 0.00 ERA and 4-0 record at the OU Residence Inn Invitational ... Only allowed three hits in shutout against Tulsa while tying career high with nine strikeouts (2/27) ... Owned a 0.65 ERA at the Palm Springs Classic where she led the Sooners with a 2-1 record and only allowed two earned runs in 21.2 innings pitched ... Pitched one-hit shutout against No. 18 Georgia while also striking out eight (2/24) ... Threw two-hit shutout against No. 25 San Diego State (2/23) ... Earned Big 12 Pitcher of the Week honors (2/11) after compiling a perfect 3-0 tally at the UCLA/CSF Tournament as she recorded two shutouts, including one at No. 10 UCLA ... Earned first save of the year after relieving Eckermann in the final 2/3 inning of the seventh frame and retiring the two batters she faced against South Carolina to lead OU to a 2-1 win (2/16) ... Retired the final 18 batters of the game in win over Illinois (2/16) ... Relieved Eckermann in the first inning against Cal Poly as OU trailed 2-0, but Mathis only gave up one hit in 6.2 innings of work as OU rallied to win 3-2 (2/17).

GAME BY GAME

#11 Mathis, D.J. - 19 appearances (All games)

Date	Opponent	GS	IP	H	R	ER	BB	SO	2B	3B	HR	WP	BK	HBP	IBB	Score	W-L	SV	ERA	
Feb 08, 2008	vs UCSB	*	4.0	2	1	1	2	6	0	0	1	0	0	1	0	12-1	1-0	0	1.75	
Feb 09, 2008	vs Nevada	*	7.0	3	0	0	2	7	0	0	0	0	0	0	0	1-0	2-0	0	0.64	
Feb 10, 2008	UCLA	*	7.0	3	0	0	1	8	2	0	0	0	0	1	0	7-0	3-0	0	0.39	
Feb 15, 2008	vs BYU	*	7.0	7	5	3	4	8	2	0	2	0	0	3	1	8-5	4-0	0	1.12	
Feb 16, 2008	vs South Carolina		0.2	0	0	0	0	1	0	0	0	0	0	0	0	2-1	4-0	1	1.09	
Feb 16, 2008	vs Illinois	*	7.0	2	1	1	0	9	0	0	1	0	0	0	0	3-1	5-0	1	1.07	
Feb 17, 2008	vs Cal Poly		6.2	1	0	0	3	6	0	0	0	1	0	1	0	3-2	6-0	1	0.89	
Feb 22, 2008	vs Stanford	*	6.0	6	3	2	2	5	0	0	1	0	0	1	0	2-3	6-1	1	1.08	
Feb 23, 2008	vs Oregon		1.2	0	0	0	0	1	0	0	0	0	0	0	0	0-1	6-1	1	1.04	
Feb 23, 2008	vs San Diego State	*	7.0	2	0	0	1	6	0	0	0	0	0	1	0	1-0	7-1	1	0.91	
Feb 24, 2008	vs Georgia	*	7.0	1	0	0	1	8	0	0	0	0	0	3	0	3-0	8-1	1	0.80	
Feb 27, 2008	Tulsa	*	6.0	3	0	0	2	9	1	0	0	0	0	0	0	8-0	9-1	1	0.73	
Mar. 1, 2008	North Texas	*	3.0	0	0	0	1	3	0	0	0	0	0	1	0	9-0	10-1	1	0.70	
Mar 01, 2008	at Memphis	*	3.0	2	0	0	0	3	0	0	0	0	2	0	0	17-0	11-1	1	0.67	
Mar 02, 2008	Memphis	*	3.0	2	0	0	1	6	1	0	0	0	0	1	0	10-0	12-1	1	0.64	
Mar 02, 2008	at North Texas	*	6.0	1	0	0	0	6	0	0	0	0	0	1	0	8-0	13-1	1	0.60	
Mar 05, 2008	at Tulsa	*	4.1	4	3	3	2	3	0	0	2	0	0	0	0	3-5	13-2	1	0.81	
Mar 08, 2008	at Drake	*	7.0	1	0	0	2	8	0	0	0	0	0	2	0	8-0	14-2	1	0.75	
Mar 09, 2008	Drake	*	5.0	1	0	0	0	9	0	0	0	0	0	1	0	8-0	15-2	1	0.71	
Totals			16	98.1	41	13	10	24	112	6	0	7	1	0	19	1	113-19	15-2	1	0.71



SINGLE GAME BESTS

PITCHING

Innings Pitched _____ 8.1
vs. Michigan
March 20, 2006

Strikeouts _____ Nine (four times)
last vs. Drake
March 9, 2008

Hits Allowed _____ Zero^
vs. Arkansas
Feb. 28, 2007

HITTING

Hits _____ One
vs. Utah Valley State
March 11, 2006

RBI _____ Three
vs. Utah Valley State
March 11, 2006

*Must pitch at least three innings
^Must be a complete game

CAREER STATS

	ERA	W-L	APP	GS	CG	SHO/CBO	SV	IP	H	R	ER	BB	SO	2B	3B	HR	BF	B/AVG	WP	HBP	SFA	SHA
2006	2.24	15-9	38	24	13	5/2	2	162.2	151	66	52	38	103	25	0	14	683	.253	4	18	4	26
2007	2.60	12-3	26	15	7	3/3	0	97.0	86	38	36	34	88	11	2	11	410	.238	3	10	0	4
2008	0.71	15-2	19	16	11	8/3	1	98.1	41	13	10	24	112	6	0	7	373	.127	1	19	0	7
TOTAL	1.92	42-14	83	55	31	16/8	3	358.0	278	117	98	96	303	42	2	32	1466	.217	8	47	4	37



#10 SAMANTHA RICKETTS

1B | L/L | 5-9 | JUNIOR | SAN JOSE, CALIF. | ARCHBISHOP MITTY HS


2008 HIGHLIGHTS AND NOTES

Named to the Preseason USA Softball National Player of the Year Watch List in 2008 ... Hit .444 with five RBI at OU Worth Invitational ... Hit fourth home run of the year against Tulsa (3/5) ... Caught fire at the OU Residence Inn Invitational where she hit .600 with three home runs and 10 RBI ... Honored by ESPN.com as a second team Preseason All-American ... Only Sooner to tally two hits against Tulsa (2/27) ... Recorded game-winning RBI single against Cal Poly to lead OU to a 3-2 victory (2/17).

GAME BY GAME

#10 Ricketts, Samantha - 26 games (All games)

Date	Opponent	GS	AB	R	H	RBI	2B	3B	HR	BB	IBB	SB	CS	HBP	SAC	SF	GDP	K	PO	A	E	Avg	
Feb 08, 2008	at UCLA	*	2	0	0	0	0	0	0	1	0	0	0	0	0	0	0	0	5	1	0	.000	
Feb 08, 2008	vs UCSB	*	1	1	0	0	0	0	0	3	0	0	0	0	0	0	0	0	4	0	0	.000	
Feb 09, 2008	vs Nevada	*	3	0	0	0	0	0	0	0	0	0	0	0	0	0	0	1	9	1	0	.000	
Feb 09, 2008	at Cal St. Fullerton	*	2	0	0	0	0	0	0	0	0	0	0	0	0	0	0	0	4	0	0	.000	
Feb 10, 2008	UCLA	*	4	0	1	1	0	0	0	0	0	0	0	0	0	0	0	0	7	0	0	.083	
Feb 12, 2008	St Gregorys	*	3	1	1	1	0	0	0	0	0	0	0	0	0	0	0	0	4	0	0	.133	
Feb 15, 2008	vs BYU	*	3	1	1	2	1	0	0	1	0	0	0	0	0	0	0	1	8	0	0	.167	
Feb 15, 2008	vs Northridge	*	2	1	1	0	0	0	0	1	0	0	0	0	0	0	0	0	4	0	0	.200	
Feb 16, 2008	vs South Carolina	*	3	0	0	0	0	0	0	0	0	0	0	0	0	0	0	1	0	1	0	.174	
Feb 16, 2008	vs Illinois	*	2	0	1	0	0	0	0	0	0	0	0	1	0	0	0	0	9	0	0	.200	
Feb 17, 2008	vs Cal Poly	*	3	0	1	1	0	0	0	0	0	0	0	0	0	0	0	1	5	1	0	.214	
Feb 22, 2008	vs Stanford	*	2	0	2	0	0	0	0	1	0	0	0	0	0	0	0	0	6	0	1	.267	
Feb 22, 2008	vs Pacific	*	2	2	0	0	0	0	0	2	0	0	0	0	0	0	0	0	6	0	0	.250	
Feb 23, 2008	vs Oregon	*	3	0	1	0	0	0	0	0	0	0	0	1	0	0	0	0	11	0	0	.257	
Feb 23, 2008	vs San Diego State	*	2	0	0	0	0	0	0	0	0	0	0	0	0	0	0	2	8	0	0	.243	
Feb 24, 2008	vs Georgia	*	2	0	0	0	0	0	0	1	0	0	0	0	0	0	0	0	3	0	0	.231	
Feb 27, 2008	Tulsa	*	3	0	2	1	0	0	0	0	0	0	0	0	0	1	0	0	7	0	0	.262	
Mar 1, 2008	North Texas	*	2	1	2	4	0	0	1	1	0	0	0	0	0	0	0	0	5	1	0	.295	
Mar 01, 2008	at Memphis	*	3	3	2	2	1	0	1	2	0	0	0	0	0	0	0	0	3	0	0	.319	
Mar 02, 2008	Memphis	*	4	1	1	3	0	0	1	0	0	0	0	0	0	0	0	0	5	0	0	.314	
Mar 02, 2008	at North Texas	*	1	1	1	1	0	0	0	1	0	0	0	0	0	1	0	0	7	0	0	.327	
Mar 05, 2008	at Tulsa	*	2	1	1	1	0	0	1	2	0	0	0	0	0	0	0	0	4	1	0	.333	
Mar 08, 2008	McNeese State	*	2	0	1	2	1	0	0	0	0	0	0	1	0	0	0	0	1	0	0	.339	
Mar 08, 2008	at Drake	*	4	1	2	2	1	0	1	0	0	0	0	0	0	0	0	1	8	0	0	.350	
Mar 09, 2008	Drake	*	2	1	1	1	1	0	0	0	0	0	0	0	0	1	0	0	5	0	0	.355	
Mar 09, 2008	at McNeese State	*	1	0	0	0	0	0	0	1	0	0	0	0	0	0	0	0	5	0	0	.349	
Totals			26	63	15	22	22	5	0	5	17	0	0	0	2	1	3	0	7	143	6	1	.349



SINGLE GAME BESTS

- Runs _____ Four
vs. Temple
March 4, 2007
- Hits _____ Four
vs. North Texas
April 11, 2007
- Doubles _____ Two
last vs. OCU
March 2, 2006
- Total Bases _____ Ten
vs. Arizona
March 18, 2007
- RBI _____ Six
vs. Arizona
March 18, 2007
- Walks _____ Three (three times)
last vs. UCSB
Feb. 8, 2008

CAREER STATS

	AVG	GP-GS	AB	R	H	2B	3B	HR	RBI	TB	SLG%	BB	HBP	SO	OB%	SF	SH	SB-ATT
2006	.355	57-54	166	23	59	11	0	9	51	97	.584	19	3	17	.426	2	0	0-0
2007	.415	63-63	183	41	76	12	0	18	81	142	.776	37	7	11	.524	2	0	1-1
2008	.349	26-26	63	15	22	5	0	5	22	42	.667	17	2	7	.482	3	1	0-0
TOTAL	.381	146-143	412	79	157	28	0	32	154	281	.682	73	12	35	.480	7	1	1-1



#4 AMBER FLORES

OUTFIELD | R/R | 5-4 | SOPHOMORE | CALEXICO, CALIF. | SOUTHWEST HS



SINGLE GAME BESTS

Runs _____ Three (four times)
last vs. Tulsa
Feb. 27, 2008

Hits _____ Three
vs. Kansas
April 29, 2007

Doubles _____ One (seven times)
last vs. Drake
March 9, 2008

Triples _____ Once
vs. Pacific
Feb. 22, 2008

Total Bases _____ Seven
vs. Northwestern La. St.
Feb. 17, 2007

RBI _____ Five
vs. Northwestern La. St.
Feb. 17, 2007

Walks _____ Three
vs. Nebraska
Apr. 21, 2007



2008 HIGHLIGHTS AND NOTES

Recorded a career-high three runs against UCSB (2/8) ... OU's leading hitter at the OU Worth Invitational as she she .583 with four home runs and nine RBI in the four games ... Recorded seven RBI in the OU Residence Invitational ... Hit second grand slam of the season against North Texas (3/1) ... Earned Big 12 Player of the Week honors (Feb. 11) after she led the team offensively with a .500 batting average while tallying seven RBI after hitting two home runs, including a grand slam, and a double at the Cal State Fullerton/UCLA Freeway Series.

GAME BY GAME

#4 Flores, Amber - 26 games (All games)

Date	Opponent	GS	AB	R	H	RBI	2B	3B	HR	BB	IBB	SB	CS	HBP	SAC	SF	GDP	K	PO	A	E	Avg	
Feb 08, 2008	at UCLA	*	4	0	1	0	0	0	0	0	0	0	0	0	0	0	0	0	2	0	0	.250	
Feb 08, 2008	vs UCSB	*	2	3	2	4	0	0	1	2	0	1	0	0	0	0	0	0	1	0	0	.500	
Feb 09, 2008	vs Nevada	*	2	0	0	0	0	0	0	1	0	0	0	0	0	0	0	1	1	0	0	.375	
Feb 09, 2008	at Cal St. Fullerton	*	1	1	1	2	0	0	1	2	0	0	0	0	0	0	0	0	2	0	0	.444	
Feb 10, 2008	UCLA	*	3	2	2	1	1	0	0	0	0	0	0	1	0	0	0	1	3	0	0	.500	
Feb 12, 2008	St Gregorys	*	3	1	2	1	1	0	0	0	0	0	0	0	0	0	0	0	0	0	0	.533	
Feb 15, 2008	vs BYU	*	4	1	1	0	0	0	0	0	0	0	0	0	0	0	0	1	0	0	1	.474	
Feb 15, 2008	vs Northridge	*	3	1	2	1	0	0	1	0	0	0	0	0	0	0	0	0	1	0	0	.500	
Feb 16, 2008	vs South Carolina	*	3	0	0	0	0	0	0	0	0	0	0	0	0	0	0	0	3	0	0	.440	
Feb 16, 2008	vs Illinois	*	4	0	0	0	0	0	0	0	0	0	0	0	0	0	0	1	1	0	0	.379	
Feb 17, 2008	vs Cal Poly	*	3	2	1	0	0	0	0	0	0	1	0	0	0	0	0	0	0	0	0	.375	
Feb 22, 2008	vs Stanford	*	3	1	0	0	0	0	0	0	0	0	0	0	0	0	0	1	0	0	0	.343	
Feb 22, 2008	vs Pacific	*	4	0	2	1	0	1	0	0	0	0	0	0	0	0	0	0	1	0	0	.359	
Feb 23, 2008	vs Oregon	*	1	0	0	0	0	0	0	3	0	0	0	0	0	0	0	0	2	0	0	.350	
Feb 23, 2008	vs San Diego State	*	2	0	0	0	0	0	0	1	0	0	0	0	0	0	0	0	1	0	0	.333	
Feb 24, 2008	vs Georgia	*	2	1	1	0	0	0	0	1	0	0	0	0	0	0	0	0	1	0	0	.341	
Feb 27, 2008	Tulsa	*	1	3	0	0	0	0	2	0	0	0	1	1	0	0	0	0	1	0	0	.333	
Mar. 1, 2008	North Texas	*	2	2	1	4	0	0	1	1	0	0	0	0	0	0	0	0	1	0	0	.340	
Mar 01, 2008	at Memphis	*	1	2	1	2	1	0	0	2	0	1	0	0	0	0	0	0	1	0	0	.354	
Mar 02, 2008	Memphis	*	1	2	0	0	0	0	0	2	0	0	0	0	0	0	0	0	0	0	0	.347	
Mar 02, 2008	at North Texas	*	3	2	1	1	0	0	0	1	0	0	0	0	0	0	0	0	0	0	0	.346	
Mar 05, 2008	at Tulsa	*	4	0	0	0	0	0	0	0	0	0	0	0	0	0	0	0	2	0	0	.321	
Mar 08, 2008	McNeese State	*	4	2	2	2	0	0	1	0	0	0	1	0	0	0	0	0	1	0	0	.333	
Mar 08, 2008	at Drake	*	4	1	2	3	0	0	1	0	0	0	0	0	0	0	0	0	0	0	0	.344	
Mar 09, 2008	Drake	*	2	1	1	0	1	0	0	1	0	0	0	0	0	0	0	0	0	0	0	.348	
Mar 09, 2008	at McNeese State	*	2	2	2	4	0	0	2	0	0	0	0	0	0	0	0	0	0	0	0	.368	
Totals			26	68	30	25	26	4	1	8	19	0	3	2	2	0	0	0	5	25	0	1	.368

CAREER STATS

	AVG	GP-GS	AB	R	H	2B	3B	HR	RBI	TB	SLG%	BB	HBP	SO	OB%	SF	SH	SB-ATT
2007	.325	61-61	166	43	54	7	2	8	41	89	.536	26	10	19	.439	3	2	6-8
2008	.368	26-26	68	30	25	4	1	8	26	55	.809	19	2	5	.517	0	0	3-5
TOTAL	.338	87-87	234	73	79	11	3	16	67	144	.615	45	12	24	.463	3	2	9-13

#18 IVER MCDONALD

OUTFIELD | R/R | 5-3 | SOPHOMORE | HOUSTON, TEXAS | J. FRANK DOBIE HS



2008 HIGHLIGHTS AND NOTES

Slap hitter serves mainly as a pinch runner but will also see time in right field.

GAME BY GAME

#18 McDonald, Iver - 23 games (All games)

Date	Opponent	GS	AB	R	H	RBI	2B	3B	HR	BB	IBB	SB	CS	HBP	SAC	SF	GDP	K	PO	A	E	Avg
Feb 08, 2008	at UCLA	*	4	0	1	0	0	0	0	0	0	0	1	0	0	0	0	2	6	0	0	.250
Feb 08, 2008	vs UCSB		1	0	0	0	0	0	0	0	0	0	0	0	0	0	0	1	0	0	0	.200
Feb 09, 2008	vs Nevada	*	3	0	1	0	1	0	0	0	0	0	0	0	0	0	0	1	1	0	0	.250
Feb 09, 2008	at Cal St. Fullerton		0	1	0	0	0	0	0	0	0	0	0	0	0	0	0	0	0	0	0	.250
Feb 10, 2008	UCLA		0	0	0	0	0	0	0	0	0	0	0	0	0	0	0	0	1	0	0	.250
Feb 12, 2008	St Gregorys		2	1	0	0	0	0	0	0	0	0	0	0	0	0	0	0	0	0	0	.200
Feb 15, 2008	vs BYU		0	0	0	0	0	0	0	0	0	1	0	0	0	0	0	0	0	0	0	.200
Feb 15, 2008	vs Northridge	*	4	0	0	0	0	0	0	0	0	0	0	0	0	0	0	1	1	0	0	.143
Feb 16, 2008	vs South Carolina		0	1	0	0	0	0	0	0	0	1	0	0	0	0	0	0	0	0	0	.143
Feb 16, 2008	vs Illinois		0	0	0	0	0	0	0	0	0	0	0	0	0	0	0	0	0	0	0	.143
Feb 17, 2008	vs Cal Poly		0	0	0	0	0	0	0	0	0	0	1	0	0	0	0	0	0	0	0	.143
Feb 22, 2008	vs Stanford		0	0	0	0	0	0	0	0	0	0	0	0	0	0	0	0	0	0	0	.143
Feb 22, 2008	vs Pacific		1	0	0	0	0	0	0	0	0	0	0	0	0	0	0	1	0	0	0	.133
Feb 23, 2008	vs Oregon		0	0	0	0	0	0	0	0	0	0	0	0	0	0	0	0	0	0	0	.133
Feb 23, 2008	vs San Diego State		0	0	0	0	0	0	0	0	0	0	0	0	0	0	0	0	0	0	0	.133
Feb 24, 2008	vs Georgia		0	0	0	0	0	0	0	0	0	0	0	0	0	0	0	0	0	0	0	.133
Feb 27, 2008	Tulsa		0	0	0	0	0	0	0	0	0	0	0	0	0	0	0	0	0	0	0	.133
Mar 01, 2008	at Memphis		2	1	1	0	0	0	0	0	0	0	0	0	0	0	0	0	1	0	0	.176
Mar 02, 2008	Memphis		1	0	0	0	0	0	0	0	0	0	0	0	0	0	0	1	0	0	0	.167
Mar 02, 2008	at North Texas		0	0	0	0	0	0	0	0	0	0	0	0	0	0	0	0	0	0	0	.167
Mar 05, 2008	at Tulsa		0	0	0	0	0	0	0	0	0	0	0	0	0	0	0	0	0	0	0	.167
Mar 08, 2008	at Drake	*	2	0	0	0	0	0	0	0	0	0	0	0	0	0	0	1	0	0	0	.150
Mar 09, 2008	at McNeese State	*	1	1	1	0	0	0	0	0	0	1	0	0	1	0	0	0	1	0	0	.190
Totals			5	21	5	4	0	1	0	0	0	3	2	0	1	0	0	8	11	0	0	.190

SINGLE GAME BESTS

Runs _____ Two
vs. Temple
March 4, 2007

Hits _____ One (six times)
last vs. McNeese State
March 9, 2008

Doubles _____ One
vs. Birmingham-Southern
Feb. 18, 2007

Total Bases _____ One (five times)
last vs. Nevada
Feb. 9, 2008

RBI _____

Stolen Bases _____ Two
vs. Illinois
Feb. 10, 2007

Walks _____ One (six times)
last vs. Central Arkansas
March 28, 2007



CAREER STATS

	AVG	GP-GS	AB	R	H	2B	3B	HR	RBI	TB	SLG%	BB	HBP	SO	OB%	SF	SH	SB-ATT
2007	.375	45-0	8	24	3	0	0	0	0	3	.375	6	0	2	.643	0	0	13-17
2008	.190	23-5	21	5	4	1	0	0	0	5	.238	0	0	8	.190	0	1	3-5
TOTAL	.241	68-5	29	29	7	1	0	0	0	8	.276	6	0	10	.371	0	1	16-22

#8 LINDSEY VANDEVER

CATCHER | R/R | 5-6 | SOPHOMORE | DAVENPORT, OKLA. | DAVENPORT HS



2008 HIGHLIGHTS AND NOTES

Tallied two home runs and seven RBI in the OU Residence Inn Invitational ... Went 2-for-3 against Tulsa (3/5) ... Caught fire at the Palm Springs Classic where she owned a .615 batting average and a 1.385 slugging percentage after recording seven RBI and three home runs ... Hit two-run homer in OU's 3-0 victory over No. 18 Georgia that gave the Sooners the lead they would never lose (2/24) ... One of three Sooners to record two home runs each in OU's record-setting victory over Pacific as she recorded a career-high five RBI with a 2-for-2 performance (2/22) ... Went 2-for-3 with a key RBI in OU's 3-1 win over Illinois (2/16).

GAME BY GAME

#8 Vandever, Lindsey - 26 games (All games)

Date	Opponent	GS	AB	R	H	RBI	2B	3B	HR	BB	IBB	SB	CS	HBP	SAC	SF	GDP	K	PO	A	E	Avg
Feb 08, 2008	at UCLA	*	3	0	0	0	0	0	0	0	0	0	0	0	0	0	0	2	1	0	0	.000
Feb 08, 2008	vs UCSB	*	3	0	0	0	0	0	0	0	0	0	0	0	0	0	0	1	5	1	0	.000
Feb 09, 2008	vs Nevada	*	3	0	0	0	0	0	0	0	0	0	0	0	0	0	0	1	6	2	0	.000
Feb 09, 2008	at Cal St. Fullerton	*	2	0	0	0	0	0	0	0	0	0	0	0	0	0	0	0	2	0	1	.000
Feb 10, 2008	UCLA	*	2	0	1	2	0	0	0	0	0	0	0	1	0	0	0	0	9	0	0	.077
Feb 12, 2008	St Gregorys	*	2	2	0	0	0	0	1	0	0	0	0	0	0	0	0	1	5	0	0	.067
Feb 15, 2008	vs BYU	*	3	0	0	0	0	0	0	1	0	0	0	0	0	0	0	1	10	1	0	.056
Feb 15, 2008	vs Northridge	*	2	0	0	0	0	0	0	0	0	0	0	0	0	0	0	1	11	1	0	.050
Feb 16, 2008	vs South Carolina	*	3	0	0	0	0	0	0	0	0	0	0	0	0	0	0	1	6	2	0	.043
Feb 16, 2008	vs Illinois	*	3	0	2	1	0	0	0	0	0	0	0	0	0	0	0	0	9	1	0	.115
Feb 17, 2008	vs Cal Poly	*	3	0	1	0	0	0	0	0	0	0	0	0	0	0	0	1	5	0	0	.138
Feb 22, 2008	vs Stanford	*	3	0	2	0	0	0	0	0	0	0	0	0	0	0	0	1	5	2	1	.188
Feb 22, 2008	vs Pacific	*	2	3	2	5	0	0	2	2	0	0	0	0	0	0	0	0	5	1	0	.235
Feb 23, 2008	vs Oregon	*	3	0	2	0	0	0	0	0	0	0	0	0	0	0	0	0	2	1	0	.270
Feb 23, 2008	vs San Diego State	*	2	0	0	0	0	0	0	0	0	0	0	0	0	0	0	0	7	2	0	.256
Feb 24, 2008	vs Georgia	*	3	1	2	2	1	0	1	0	0	0	0	0	0	0	0	1	8	1	0	.286
Feb 27, 2008	Tulsa	*	2	0	0	1	0	0	0	1	0	0	0	0	0	0	0	0	8	1	0	.273
Mar. 1, 2008	North Texas	*	1	1	0	0	0	0	0	1	0	0	0	0	0	0	0	0	5	0	0	.267
Mar 01, 2008	at Memphis	*	5	1	2	2	0	0	0	0	0	0	0	0	0	0	0	1	5	0	0	.280
Mar 02, 2008	Memphis	*	4	2	2	2	0	0	1	0	0	0	0	0	0	0	0	0	6	1	0	.296
Mar 02, 2008	at North Texas	*	2	2	1	3	0	0	1	1	0	0	0	0	0	0	0	0	6	1	0	.304
Mar 05, 2008	at Tulsa	*	3	0	2	0	1	0	0	0	0	0	0	0	0	0	0	0	6	0	0	.322
Mar 08, 2008	McNeese State	*	3	1	2	1	0	0	0	0	0	0	0	0	0	0	0	0	7	2	0	.339
Mar 08, 2008	at Drake	*	2	0	0	0	0	0	0	2	0	0	0	0	0	0	0	0	8	0	0	.328
Mar 09, 2008	Drake	*	3	0	0	0	0	0	0	0	0	0	0	0	0	0	0	0	8	2	0	.313
Mar 09, 2008	at McNeese State	*	3	0	0	0	0	0	0	0	0	0	1	0	0	0	0	0	8	1	0	.300
Totals			26	70	13	21	19	2	0	5	9	0	0	1	1	0	0	12	163	23	2	.300

SINGLE GAME BESTS

Runs _____ Three
vs. Kansas
March 29, 2007

Hits _____ Two (thirteen times)
last vs. McNeese State
March 5, 2008

Doubles _____ One (six times)
last vs. Tulsa
March 5, 2008

Total Bases _____ Five (three times)
last vs. Memphis
March 2, 2008

RBI _____ Five
vs. Pacific
Feb. 22, 2008

Walks _____ Two (three times)
last vs. Drake
March 8, 2008



CAREER STATS

	AVG	GP-GS	AB	R	H	2B	3B	HR	RBI	TB	SLG%	BB	HBP	SO	OB%	SF	SH	SB-ATT
2007	.287	52-46	129	19	37	7	0	6	24	62	.481	15	1	15	.358	3	0	1-3
2008	.300	26-26	70	13	21	2	0	5	19	38	.543	9	1	12	.388	0	0	0-1
TOTAL	.291	78-72	199	32	58	9	0	11	43	100	.503	24	2	27	.368	3	0	1-4

#1 HALEY ANDERSON

UTILITY | R/R | 5-1 | FRESHMAN | EDMOND, OKLA. | EDMOND SANTA FE HS

2008 HIGHLIGHTS AND NOTES

Mostly used in pinch run situations ...Served as a spark in the Oregon game as she earned the first start of her career and made diving catch in left field to save a home run (2/23).

GAME BY GAME

#1 Anderson, Haley - 23 games (All games)

Date	Opponent	GS	AB	R	H	RBI	2B	3B	HR	BB	IBB	SB	CS	HBP	SAC	SF	GDP	K	PO	A	E	Avg
Feb 08, 2008	at UCLA	0	0	0	0	0	0	0	0	0	0	0	0	0	0	0	0	0	0	0	0	.000
Feb 08, 2008	vs UCSB	1	0	0	0	0	0	0	0	0	0	0	0	0	0	0	0	1	0	0	0	.000
Feb 10, 2008	UCLA	0	0	0	0	0	0	0	0	0	0	0	1	0	0	0	0	0	0	0	0	.000
Feb 12, 2008	St Gregorys	0	0	0	0	0	0	0	0	0	0	0	0	0	0	0	0	0	2	0	0	.000
Feb 15, 2008	vs BYU	0	1	0	0	0	0	0	0	0	0	0	0	0	0	0	0	0	0	0	0	.000
Feb 15, 2008	vs Northridge	0	0	0	0	0	0	0	0	0	0	0	0	0	0	0	0	0	0	0	0	.000
Feb 16, 2008	vs South Carolina	0	0	0	0	0	0	0	0	0	0	0	0	0	0	0	0	0	0	0	0	.000
Feb 16, 2008	vs Illinois	0	1	0	0	0	0	0	0	0	0	0	0	0	0	0	0	0	0	0	0	.000
Feb 22, 2008	vs Stanford	0	0	0	0	0	0	0	0	0	0	0	0	0	0	0	0	0	0	0	0	.000
Feb 22, 2008	vs Pacific	0	1	0	0	0	0	0	0	0	0	0	0	0	0	0	0	0	0	0	0	.000
Feb 23, 2008	vs Oregon	*	3	0	0	0	0	0	0	0	0	0	0	0	0	0	0	0	1	0	0	.000
Feb 23, 2008	vs San Diego State	*	3	0	0	0	0	0	0	0	0	0	0	0	0	0	0	1	1	0	0	.000
Feb 24, 2008	vs Georgia	0	0	0	0	0	0	0	0	0	0	0	0	0	0	0	0	0	0	0	0	.000
Feb 27, 2008	Tulsa	1	0	0	0	0	0	0	0	0	0	0	0	0	0	0	0	0	0	0	0	.000
Mar. 1, 2008	North Texas	*	2	2	1	1	0	0	0	0	0	1	0	1	0	0	0	0	0	0	0	.100
Mar 01, 2008	at Memphis	0	1	0	0	0	0	0	1	0	0	0	0	0	0	0	0	0	0	0	0	.100
Mar 02, 2008	Memphis	0	0	0	0	0	0	0	1	0	0	0	0	0	0	0	0	0	0	0	0	.100
Mar 02, 2008	at North Texas	1	0	0	0	0	0	0	0	0	0	0	0	0	0	0	0	0	0	0	0	.091
Mar 05, 2008	at Tulsa	1	0	0	0	0	0	0	0	0	0	0	0	0	0	0	0	0	0	0	0	.083
Mar 08, 2008	McNeese State	*	2	1	1	0	0	0	1	0	0	0	0	0	0	0	0	0	0	0	0	.143
Mar 08, 2008	at Drake	*	2	1	0	0	0	0	1	0	0	0	0	0	0	0	0	0	1	0	0	.125
Mar 09, 2008	Drake	1	0	1	1	0	0	0	0	0	0	0	0	0	0	0	0	0	0	0	0	.176
Mar 09, 2008	at McNeese State	1	0	0	0	0	0	0	0	0	0	0	0	0	0	0	0	0	0	0	0	.167
Totals		5	18	8	3	2	0	0	0	4	0	1	1	1	0	0	0	2	5	0	0	.167



SINGLE GAME BESTS

Runs _____ One (twice)
last vs. Illinois
Feb. 16, 2008

Hits _____

Doubles _____

Total Bases _____

RBI _____

Stolen Bases _____

Walks _____



#21 DANI DOBBS

INFIELD | R/R | 5-4 | FRESHMAN | MOORE, OKLA. | MOORE HS



2008 HIGHLIGHTS AND NOTES

Will fill in as a sub at third base for Jessica Legendre ... Also works as a pinch runner.

GAME BY GAME

#21 Dobbs, Dani - 21 games (All games)

Date	Opponent	GS	AB	R	H	RBI	2B	3B	HR	BB	IBB	SB	CS	HBP	SAC	SF	GDP	K	PO	A	E	Avg
Feb 08, 2008	at UCLA	*	1	0	0	0	0	0	0	1	0	0	0	0	0	0	0	0	2	0	1	.000
Feb 08, 2008	vs UCSB		0	0	0	0	0	0	0	0	0	0	0	0	0	0	0	0	1	0	0	.000
Feb 09, 2008	at Cal St. Fullerton	*	0	0	0	0	0	0	0	0	0	0	0	0	0	0	0	0	0	0	1	.000
Feb 10, 2008	UCLA		0	1	0	0	0	0	0	0	0	0	0	0	0	0	0	0	0	0	0	.000
Feb 15, 2008	vs BYU		0	1	0	0	0	0	0	0	0	1	0	0	0	0	0	0	0	0	0	.000
Feb 15, 2008	vs Northridge		0	1	0	0	0	0	0	0	0	0	0	0	0	0	0	0	0	0	0	.000
Feb 16, 2008	vs South Carolina		0	1	0	0	0	0	0	0	0	0	0	0	0	0	0	0	0	0	0	.000
Feb 16, 2008	vs Illinois		0	1	0	0	0	0	0	0	0	0	0	0	0	0	0	0	0	0	0	.000
Feb 17, 2008	vs Cal Poly		0	0	0	0	0	0	0	0	0	0	0	0	0	0	0	0	0	0	0	.000
Feb 22, 2008	vs Stanford		0	0	0	0	0	0	0	0	0	0	0	0	0	0	0	0	0	0	0	.000
Feb 22, 2008	vs Pacific		1	0	0	0	0	0	0	0	0	0	0	0	0	0	0	0	0	0	0	.000
Feb 23, 2008	vs Oregon		0	0	0	0	0	0	0	0	0	0	0	0	0	0	0	0	0	0	0	.000
Feb 27, 2008	Tulsa		0	0	0	0	0	0	0	0	0	0	0	0	0	0	0	0	0	0	0	.000
Mar. 1, 2008	North Texas		1	0	0	0	0	0	0	0	0	0	0	0	0	0	0	0	0	0	0	.000
Mar 01, 2008	at Memphis		1	0	0	0	0	0	0	0	0	0	0	0	0	0	0	0	0	0	0	.000
Mar 02, 2008	Memphis		0	0	0	0	0	0	0	0	0	0	0	0	0	0	0	0	1	1	1	.000
Mar 05, 2008	at Tulsa		0	1	0	0	0	0	0	0	0	0	0	0	0	0	0	0	0	0	0	.000
Mar 08, 2008	McNeese State		0	1	0	0	0	0	0	0	0	0	0	0	0	0	0	0	0	0	0	.000
Mar 08, 2008	at Drake		0	1	0	0	0	0	0	0	0	1	0	1	0	0	0	0	0	0	0	.000
Mar 09, 2008	Drake		0	1	0	0	0	0	0	0	0	0	0	0	0	0	0	0	0	0	0	.000
Mar 09, 2008	at McNeese State		2	0	1	0	1	0	0	0	0	0	0	0	0	0	0	0	0	1	0	.167
Totals			2	6	9	1	0	1	0	0	1	0	2	0	1	0	0	0	4	2	3	.167

SINGLE GAME BESTS

Runs _____ One (five times)
last vs. Illinois
Feb. 16, 2008

Hits _____

Doubles _____

Total Bases _____

RBI _____

Walks _____ One
vs. UCLA
Feb. 8, 2008

Stolen Bases _____ One
vs. BYU
Feb. 15, 2008



#9 KRYSTLE HUEY

OUTFIELD | L/R | 5-1 | FRESHMAN | GARLAND, TEXAS | GARLAND HS

2008 HIGHLIGHTS AND NOTES

A slap hitter that plays center field ... Hit key two-RBI triple against Tulsa (3/5).

GAME BY GAME

#9 Huey, Krystle - 24 games (All games)

Date	Opponent	GS	AB	R	H	RBI	2B	3B	HR	BB	IBB	SB	CS	HBP	SAC	SF	GDP	K	PO	A	E	Avg	
Feb 08, 2008	at UCLA		0	0	0	0	0	0	0	0	0	0	0	0	0	0	0	0	0	0	0	0	.000
Feb 08, 2008	vs UCSB	*	3	0	2	1	1	0	0	0	0	0	0	0	1	0	0	0	0	0	0	0	.667
Feb 09, 2008	vs Nevada		0	0	0	0	0	0	0	0	0	0	0	0	0	0	0	0	0	0	0	0	.667
Feb 09, 2008	at Cal St. Fullerton	*	3	0	0	0	0	0	0	0	0	0	0	0	0	0	0	0	2	0	0	0	.333
Feb 10, 2008	UCLA	*	4	2	1	0	0	0	0	0	0	0	0	0	0	0	0	2	0	0	0	0	.300
Feb 12, 2008	St Gregorys	*	2	0	0	0	0	0	0	0	0	0	0	0	0	0	0	0	0	0	0	0	.250
Feb 15, 2008	vs BYU	*	4	0	0	0	0	0	0	0	0	0	0	0	1	0	0	0	0	0	0	0	.188
Feb 15, 2008	vs Northridge		0	0	0	0	0	0	0	0	0	0	0	0	0	0	0	0	0	0	0	0	.188
Feb 16, 2008	vs South Carolina		0	0	0	0	0	0	0	0	0	0	0	0	0	0	0	0	1	0	0	0	.188
Feb 16, 2008	vs Illinois		0	0	0	0	0	0	0	0	0	0	1	0	0	0	0	0	0	0	0	0	.188
Feb 17, 2008	vs Cal Poly		0	0	0	0	0	0	0	0	0	0	0	0	0	0	0	0	0	0	0	0	.188
Feb 22, 2008	vs Stanford		0	0	0	0	0	0	0	0	0	1	0	0	0	0	0	0	0	0	0	0	.188
Feb 22, 2008	vs Pacific	*	2	0	0	0	0	0	0	0	0	0	0	0	1	0	0	0	0	0	0	0	.167
Feb 23, 2008	vs Oregon		0	0	0	0	0	0	0	0	0	0	0	0	0	0	0	0	0	0	0	0	.167
Feb 23, 2008	vs San Diego State		0	0	0	0	0	0	0	0	0	0	0	0	0	0	0	0	0	0	0	0	.167
Feb 24, 2008	vs Georgia	*	3	0	0	0	0	0	0	0	0	0	0	0	0	0	0	0	0	0	0	0	.143
Feb 27, 2008	Tulsa	*	2	2	0	0	0	0	2	0	0	1	0	0	0	0	0	0	0	0	0	0	.130
Mar 01, 2008	at Memphis	*	2	1	1	1	0	0	0	1	0	0	0	0	1	0	0	0	0	0	0	0	.160
Mar 02, 2008	Memphis	*	2	0	1	1	1	0	0	0	0	0	0	0	0	0	0	0	0	0	0	0	.185
Mar 02, 2008	at North Texas	*	3	0	0	0	0	0	0	0	0	0	0	0	0	0	0	1	1	0	0	.167	
Mar 05, 2008	at Tulsa	*	3	0	1	2	0	1	0	0	0	0	0	0	0	0	0	0	0	0	0	.182	
Mar 08, 2008	McNeese State	*	3	0	1	1	0	0	0	0	0	0	0	0	0	0	0	0	2	0	0	.194	
Mar 08, 2008	at Drake		0	1	0	0	0	0	0	0	0	1	0	0	0	0	0	0	0	0	0	.194	
Mar 09, 2008	Drake	*	2	0	0	0	0	0	0	0	0	0	0	0	0	0	0	0	0	0	0	.184	
Totals			14	38	6	7	6	2	1	0	3	0	3	1	0	4	0	0	3	6	0	0	.184



SINGLE GAME BESTS

Runs _____ Two
vs. UCLA
Feb. 10, 2008

Hits _____ Two
vs. UCSB
Feb. 8, 2008

Doubles _____ One
vs. UCSB
Feb. 8, 2008

RBI _____ One
vs. UCSB
Feb. 8, 2008

Stolen Bases _____

Walks _____



#3 CHANA'E JONES

OUTFIELD | L/R | 5-6 | FRESHMAN | SAN JOSE, CALIF. | VALLEY CHRISTIAN HS



2008 HIGHLIGHTS AND NOTES

Has spent time at the leadoff position in the lineup but can has power along with her speed.

GAME BY GAME

#3 Jones, Chana'e - 18 games (All games)

Date	Opponent	GS	AB	R	H	RBI	2B	3B	HR	BB	IBB	SB	CS	HBP	SAC	SF	GDP	K	PO	A	E	Avg
Feb 08, 2008	at UCLA	*	3	0	0	0	0	0	0	0	0	0	0	0	0	0	0	2	0	0	0	.000
Feb 09, 2008	at Cal St. Fullerton		2	0	0	0	0	0	0	0	0	0	0	0	0	0	0	0	0	0	0	.000
Feb 15, 2008	vs Northridge		1	0	0	0	0	0	0	0	0	0	0	0	0	0	0	0	0	0	0	.000
Feb 16, 2008	vs South Carolina	*	4	0	0	0	0	0	0	0	0	0	0	0	0	0	0	1	2	0	0	.000
Feb 16, 2008	vs Illinois	*	4	0	1	0	0	0	0	0	0	0	0	0	0	0	0	0	0	0	0	.071
Feb 17, 2008	vs Cal Poly	*	4	0	1	0	1	0	0	0	0	0	0	0	0	0	0	0	0	0	0	.111
Feb 22, 2008	vs Stanford	*	3	0	0	0	0	0	0	1	0	0	0	0	0	0	0	1	0	0	0	.095
Feb 22, 2008	vs Pacific	*	2	2	1	1	0	0	0	1	0	0	0	0	0	0	0	1	0	0	0	.130
Feb 23, 2008	vs Oregon	*	4	0	0	0	0	0	0	0	0	0	0	0	0	0	0	0	0	0	0	.111
Feb 23, 2008	vs San Diego State	*	2	0	0	0	0	0	0	0	0	0	0	0	0	0	0	0	0	0	0	.103
Feb 24, 2008	vs Georgia		1	0	0	0	0	0	0	0	0	0	0	0	0	0	0	1	0	0	0	.100
Feb 27, 2008	Tulsa		0	0	0	1	0	0	0	1	0	0	0	0	0	0	0	0	0	0	0	.100
Mar 01, 2008	at Memphis	*	3	2	1	1	1	0	0	1	0	0	0	0	0	0	0	0	0	0	0	.121
Mar 02, 2008	Memphis	*	2	1	1	2	0	0	0	1	0	0	0	0	0	0	0	0	0	0	0	.143
Mar 02, 2008	at North Texas		3	0	0	0	0	0	0	0	0	0	0	0	0	0	0	0	0	0	0	.132
Mar 05, 2008	at Tulsa	*	2	0	0	0	0	0	0	0	0	0	0	0	0	0	0	2	0	0	0	.125
Mar 08, 2008	at Drake		0	0	0	0	0	0	0	1	0	0	0	0	0	0	0	0	0	0	0	.125
Mar 09, 2008	at McNeese State		1	0	0	0	0	0	0	0	0	0	0	0	0	0	0	0	0	0	0	.122
Totals			12	41	5	5	5	2	0	0	6	0	0	0	0	0	0	8	2	0	0	.122

SINGLE GAME BESTS

Runs _____

Hits _____ One (twice)
last vs. Cal Poly
Feb. 17, 2008

Doubles _____ One
last vs. Cal Poly
Feb. 17, 2008

RBI _____

Walks _____

Stolen Bases _____



#30 WENDY TROTT

UTILITY | L/L | 5-11 | FRESHMAN | FOUNTAIN VALLEY, CALIF. | FOUNTAIN VALLEY HS

2008 HIGHLIGHTS AND NOTES

Draws comparison to current Sooner Samantha Ricketts ... Pounded three home runs at OU Worth Invitational, including two in game against Drake (3/9) ... Started off OU career hot as she owned a .462 batting average in OU's opening weekend of play at the UCLA Tournament ... Pounded first home run of her career against Cal State Northridge (2/15) ... Recorded key RBI in OU's 3-2 victory over Cal Poly (2/17).

GAME BY GAME

#30 Trott, Wendy - 22 games (All games)

Date	Opponent	GS	AB	R	H	RBI	2B	3B	HR	BB	IBB	SB	CS	HBP	SAC	SF	GDP	K	PO	A	E	Avg	
Feb 08, 2008	at UCLA		1	0	1	0	0	0	0	0	0	0	0	0	0	0	0	0	0	0	0	0	1.000
Feb 08, 2008	vs UCSB	*	4	1	3	2	1	0	0	0	0	0	0	0	0	0	0	0	0	0	0	0	.800
Feb 09, 2008	vs Nevada	*	3	0	1	0	0	0	0	0	0	0	0	0	0	0	0	0	0	0	0	0	.625
Feb 09, 2008	at Cal St. Fullerton	*	2	0	1	0	0	0	0	0	0	0	0	0	0	0	0	1	0	0	0	0	.600
Feb 10, 2008	UCLA	*	3	0	0	0	0	0	0	0	0	0	0	0	0	0	0	2	0	0	0	0	.462
Feb 12, 2008	St Gregorys	*	3	0	1	3	1	0	0	0	0	0	0	0	0	0	0	0	0	0	0	0	.438
Feb 15, 2008	vs BYU	*	3	0	0	0	0	0	0	1	0	0	0	0	0	0	0	0	0	0	0	0	.368
Feb 15, 2008	vs Northridge	*	2	1	1	3	0	0	1	1	0	0	0	0	0	0	0	1	0	0	0	0	.381
Feb 16, 2008	vs South Carolina	*	2	0	0	0	0	0	0	1	0	0	0	0	0	0	0	0	0	0	0	0	.348
Feb 16, 2008	vs Illinois	*	3	0	0	0	0	0	0	0	0	0	0	0	0	0	0	2	0	0	0	0	.308
Feb 17, 2008	vs Cal Poly	*	3	0	0	1	0	0	0	0	0	0	0	0	0	0	0	0	0	0	0	0	.276
Feb 22, 2008	vs Stanford	*	2	0	0	0	0	0	0	0	0	0	0	0	0	0	0	2	0	0	0	0	.258
Feb 22, 2008	vs Pacific		1	0	0	0	0	0	0	0	0	0	0	0	0	0	0	0	0	0	0	0	.250
Feb 24, 2008	vs Georgia	*	2	0	0	0	0	0	0	0	0	0	0	0	0	0	0	0	1	0	0	0	.235
Feb 27, 2008	Tulsa	*	0	0	0	1	0	0	0	1	0	0	0	1	0	0	0	0	0	0	0	0	.235
Mar. 1, 2008	North Texas	*	2	0	1	0	0	0	0	0	0	0	0	0	0	0	0	0	0	0	0	0	.250
Mar 01, 2008	at Memphis		1	0	0	0	0	0	0	0	0	0	0	0	0	0	0	0	0	0	0	0	.243
Mar 02, 2008	Memphis		1	0	0	0	0	0	0	0	0	0	0	0	0	0	0	1	0	0	0	0	.237
Mar 05, 2008	at Tulsa		1	0	1	0	0	0	0	0	0	0	0	0	0	0	0	0	0	0	0	0	.256
Mar 08, 2008	at Drake		0	0	0	0	0	0	0	1	0	0	0	0	0	0	0	0	0	0	0	0	.256
Mar 09, 2008	at Drake	*	2	2	2	4	0	0	2	0	0	0	0	0	0	0	0	0	0	0	0	0	.293
Mar 09, 2008	at McNeese State	*	3	2	1	1	0	0	1	0	0	0	0	0	0	0	0	0	0	0	0	0	.295
Totals			16	44	6	13	15	2	0	4	5	0	0	0	1	0	0	10	0	0	0	0	.295



SINGLE GAME BESTS

Runs _____ One (twice)
last vs. Cal State Northridge
Feb. 15, 2008

Hits _____ Three
vs. UCSB
Feb. 8, 2008

Doubles _____ One (twice)
last vs. St. Gregory's
Feb. 12, 2008

RBI _____ Three (twice)
last vs. Cal State Northridge
Feb. 15, 2008

Walks _____ One (three times)
last vs. South Carolina
Feb. 16, 2008

