

CENTER LINE[®] RS

brands you trust.



CENTER LINE[®] Series RS Butterfly Valves
Metric/DIN



CRANE[®]

Energy Flow Solutions

www.craneenergy.com

Key Features

A resilient seated butterfly valve with superior design features and materials of construction to provide repeatable tight shutoff in severe abrasive and corrosive environments for a variety of applications.



Key Features

- 1 Replaceable cartridge seat design with solid backup ring
- 2 Only 2 wetted parts, disc and seat, with no exposed metal-to-metal contact points, for maximum corrosion resistance
- 3 Self-centering disc with smooth finish and spherical edge reduces wear and resists corrosion and abrasion

Overview & Applications



Overview

Size:	DN 40-1400
Class:	PN 10-16 ANSI 150
Temperature:	-10° to +150°C
Face to Face:	All short pattern
Body Types:	Wafer with Centering Lugs Wafer Lugged Flanged

Applications

Power – Flue Gas Desulfurization, water and chemical isolation
 Sugar – juice slurry, water, syrup, lime, melt water, and finish product isolations
 Vacuum Systems – vacuum isolations
 Chemical – water systems, reliability requirements
 Oven OEMs
 Cleaning machine OEMs – used by automobile manufacturers
 Steel – cooling water applications

Design Features

Design Features

Corrosion resistance

With Center Line[®] Series RS Butterfly Valves only two parts of the valve come in contact with the medium. This means that neither the body nor mechanical parts such as the shaft are exposed to the corrosive environment.

The only two parts in contact with the medium are the body lining and the disc. These are available in a selection of materials so that a suitable corrosion resistant combination can be chosen for most any application.

Bi-directional shutoff

Center Line[®] Butterfly Valves are liquid and gas-tight in both flow directions. The disc presses with uniform compression into the elastic cartridge seat over the entire circumference of the valve.

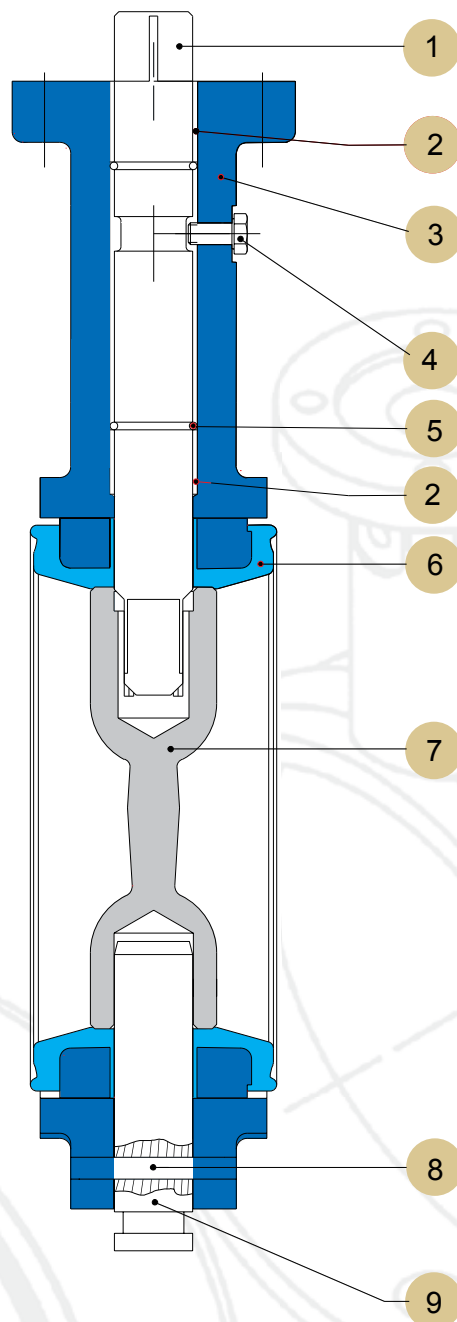
Replaceable cartridge seat

The replaceable seat consists of a reinforced back-up ring, on which the elastomer seat material is vulcanized. When mounting the valve between the pipe flanges this stable seat cannot be deformed or displaced. The cartridge design also prevents deformation when the valve is cycled, such as stretching and bulging of the elastomer in front of the moving disc.

The fixed connection between elastomer and back-up ring allows the use of the valve in full vacuum and high flow velocities. The slightly protruding sealing lip of the seat also serves as the flange seal.

Square disc/shaft connection

Eliminates the need for pins allowing axial movement and self-centering of the disc. This eliminates excess wear and stress of the elastomer seat.



- 1 Shaft
- 2 Bushing
- 3 Body
- 4 Stem Retainer
- 5 Round Wire Snap Ring
- 6 Cartridge Seat
- 7 Disc
- 8 Lower Stem Pin
- 9 Lower Stem

Design Features



Blow-out proof shaft

All Center Line® Series RS Butterfly Valves feature a lock at the valve neck to prevent shaft blow-out.

Actuator mounting

All Center Line® Series RS Butterfly Valves feature an ISO 5211 top flange for simple mounting of hand lever, gear, pneumatic or other actuators. A conversion – even during operation – from manual to automatic actuator and reverse is possible without any difficulties.

Actuator adaptation

Center Line® Series RS Butterfly Valves are available for 3 closing pressures – 3.5 bar, 10 bar and 16 bar. The actuator size can be selected individually against the pipeline pressure available, so smaller actuators can be utilized when torque requirements are low.



Maintenance-free operation

The shafts of the Center Line® Series RS Butterfly Valves are mounted in self-lubricating DU® bearings eliminating the need for maintenance even after a long operating period.

Models Available

Models Available

With the proven modular system, Center Line® Series RS Butterfly Valves can be directly equipped with a variety of actuators. Available ex stock, various manual or automatic actuators can be fitted and assembled quickly to meet your needs. A number of accessories are available.



Wafer body with centering lugs

DN 40 - 300
PN 10, 16

Wafer body

DN 40 - 600
PN 10, 16
ANSI 150

Lug-type body

DN 40 - 600
PN 10, 16
ANSI 150

Standards & Certificates



Design: EN 593
API 609
MSS-SP-67

Face-To-Face Dimension: EN 558-1, Series 20
ISO 5752-short, Series 20
API 609
MSS-SP-67

Top Flange: ISO 5211

Flange Connection: EN 1092-1
EN 1759-1
ASME B16.5, Class 150
ASME B16.47 - Type A

Testing: EN 12266
API 598

Marking: EN 19
MSS SP-25
PED 97/23 EC

Quality Assurance: ISO 9001

Approvals: DVGW - Gas
Leybold Systems Vacuumtest
PED 97/23 EC
Canadian Registration Number (CRN)
FDA
GOST

Flange body

DN 700 - 1400
PN 10
ANSI B16.47 - Type A

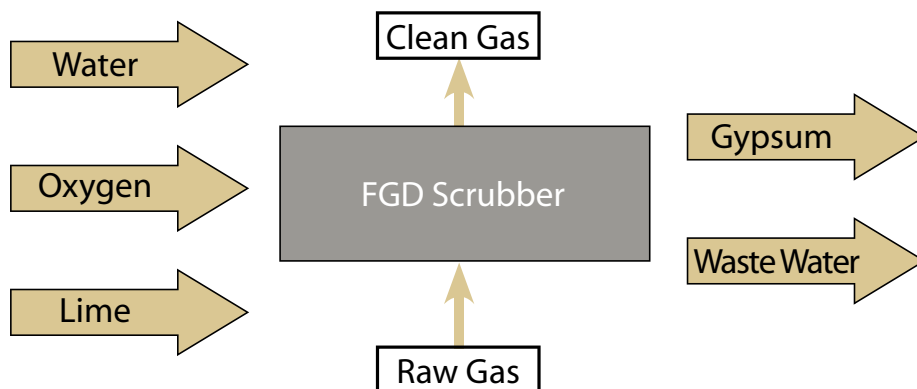


Overview of Flue Gas Desulfurization

What is Flue Gas Desulfurization (FGD)?

Flue Gas Desulfurization is the removal of sulfur oxides, produced during the burning of fossil fuel, from atmospheric emissions.

One of these oxides is Sulfur dioxide (SO_2) which causes pollution and acid rain. Sulfur oxides also have detrimental effects on humans, soil, plants, and building materials.



What Type of Environment Must These Valves Withstand?



The clean installation of Center Line[®] RS valves.



- ❶ **Highly Corrosive**
 High chloride content (up to 70,000 ppm)
 Low pH: 2 – 6
 Fluorides present: 0 – 500ppm
 Elevated temperatures: 45 - 72°C
- ❷ **Highly Abrasive**
 High concentration of solid particles: up to 50%
 Calcium Hydroxide
 Elevated velocity: 2.3 – 3.5 m/s
 Elevated pressure: 2 – 8 bar
- ❸ **The most severe conditions in FGD service are too corrosive for high alloys like Hastalloy[®] and Super Duplex, but Center Line RS[®] offers a solution with Hostalen[®] GUR[®] coated discs**
 Temperatures up 80°C
 pH as low as 0
 Chloride up to 70,000 ppm
 Fluoride up to 500 ppm

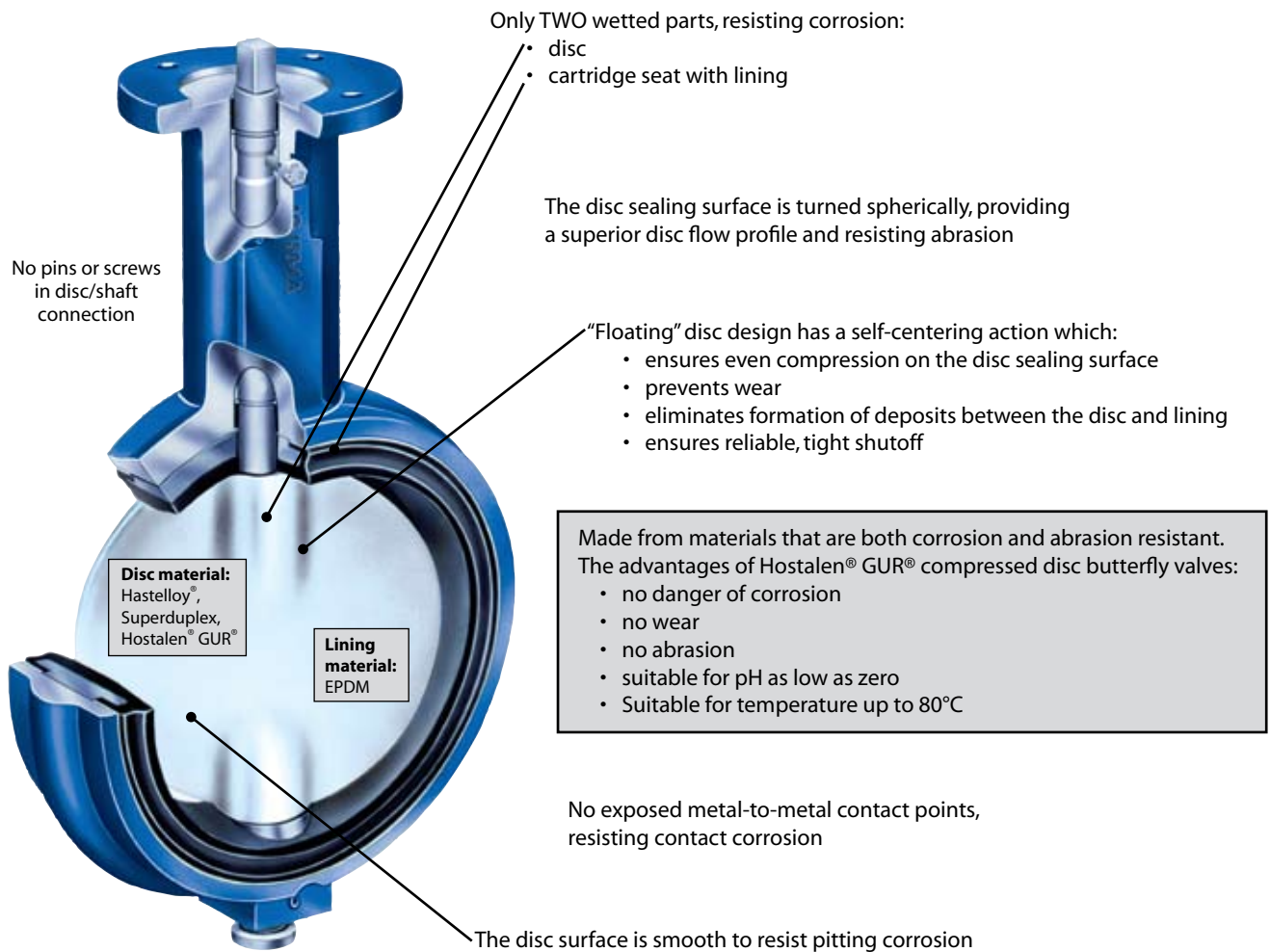
Center Line RS valves in FGD Slurry Isolation Service:

- Corrosion Resistant
- Abrasion Resistant
- Provide reliable, tight shutoff

Benefits of Center Line® RS in Flue Gas Desulfurization

Center Line® RS Key Design Features and Materials for FGD

The design and material selection of the Center Line® RS valve ensures CRANE® can meet any wet FGD slurry isolation valve application. Material selection is the result of 30 years of research and experience, with installations in over 130 FGD systems globally!



Disadvantages of Knifegates Versus Butterfly Valves

- Unreliable shutoff
- Increased corrosion
- Slurry media can stick at the base of the valve body
- Need for splash containment to drain accumulated solids that may prevent full gate closure
- Much heavier than butterfly
- Handwheel operated valves require 80+ turns to stroke



Center Line® RS Butterfly Valves

Hastelloy® is a registered trademark of Haynes International, Inc.
Hostalen® is a registered trademark of Hoechst.
GUR® is a registered trademark of Ticona/Celanese.

The Benefits of Center Line[®] RS in Sugar Applications

The Benefits of Center Line[®] RS in Sugar Applications

- Suitable for full-vacuum conditions as required in the evaporator and the crystallization process
- Materials selection and design enables long-term, leak-tight shutoff in corrosive and abrasive services
- Long life time reduces plant services and cost for inspection and repair
- Field experience in more than 150 sugar plants globally



Center Line[®] RS installed in a juice purification system



Center Line[®] RS installed in a thin juice station

Area	Installation/Product	Center Line [®] RS	
		Manual	REVO [®] Control
Juice Extraction	Cleaning	■	■
	Beet Slicer	■	
	Extraction Tower	■	■
	Cosette drying	■	■
	Conveyance of Raw Juice	■	■
Juice Cleaning	Lime Milk Tower	■	■
	Pre / Main Limer	■	■
	Carbonation	■	■
	Filtration	■	■
	Filter Press	■	■
	Carbonate Lime	■	■
	Conveyance of Thin Juice	■	■
Juice Evaporation	Heat Exchanger	■	■
	Evaporator	■	■
	Thick Juice Filter		■
	Conveyance of Thick Juice		■
Crystallization	Vacum Pan	■	■
	Centrifuge	■	■
	Sugar cooling and drying	■	■
Auxiliaries	Power Station	■	■
	Pump Station	■	■
	Water Treatment	■	■
	Air Supply	■	■
	Dosing stations	■	■
	Demineralization	■	■

Other Specialty Applications

Vacuum Coating Systems

- Solar Cells
- Concentrated Solar Power
- Photovoltaics



Industrial Cleaning and Filtration Processes

- Cylinder Blocks
- Gears
- Turned and Milled Parts
- Solar Power

Industrial Heat Treatment Processes

- Steel, Copper and Aluminum Industries
- Annealing Processes in Automotive and Mechanical Engineering Industry



CENTER LINE^{RS}

CRANE Energy Flow Solutions®

CRANE Energy Global Headquarters
4526 Research Forest Drive, Suite 400
The Woodlands, Texas 77381 U.S.A.

Tel.: (1) 936-271-6500

Fax.: (1) 936-271-6510

Center Line RS Customer Service

Marburger Straße 364

Kreuztal, Germany D-57223

Tel.: +49 (0) 2732/520-00

Fax.: +49 (0) 2732/520-100

www.craneenergy.com

CRANE

Energy Flow Solutions



brands you trust.



COMPAC-NOZ®

CRANE

DUO-CHEK®



NOZ-CHEK®



STOCKHAM®



UNI-CHEK®

NUCLEAR

VALVE SERVICES

Crane Co., and its subsidiaries cannot accept responsibility for possible errors in catalogues, brochures, other printed materials, and website information. Crane Co. reserves the right to alter its products without notice, including products already on order provided that such alteration can be made without changes being necessary in specifications already agreed. All trademarks in this material are property of the Crane Co. or its subsidiaries. The Crane and Crane brands logotype (Aloyco®, Center Line®, Compac-Noz®, Crane®, Duo-Chek®, Flowseal®, Jenkins®, Krombach®, Noz-Chek®, Pacific Valves®, Stockham®, Triangle®, Uni-Chek®) are registered trademarks of Crane Co. All rights reserved.