

# Exponential and Logarithmic Functions

# 4



## The McDonald's Scalding Coffee Case

April 3, 1996

There is a lot of hype about the McDonald's scalding coffee case. No one is in favor of frivolous cases or outlandish results; however, it is important to understand some points that were not reported in most of the stories about the case. McDonald's coffee was not only hot, it was scalding, capable of almost instantaneous destruction of skin, flesh, and muscle.

Plaintiff's expert, a scholar in thermodynamics applied to human skin burns, testified that liquids at 180 degrees will cause a full thickness burn to human skin in two to seven seconds. Other testimony showed that, as the temperature decreases toward 155 degrees, the extent of the burn relative to that temperature decreases exponentially. Thus, if (the) spill had involved coffee at 155 degrees, the liquid would have cooled and given her time to avoid a serious burn.

ATLA fact sheet © 1995, 1996 Consumer Attorneys of CA. Used with permission of the Association of Trial Lawyers of America.

— See Chapter Project 1.

**A LOOK BACK** Until now, our study of functions has concentrated on polynomial and rational functions. These functions belong to the class of algebraic functions, that is, functions that can be expressed in terms of sums, differences, products, quotients, powers, or roots of polynomials. Functions that are not algebraic are termed transcendental (they transcend, or go beyond, algebraic functions).

**A LOOK AHEAD** In this chapter, we study two transcendental functions: the exponential function and the logarithmic function. These functions occur frequently in a wide variety of applications, such as biology, chemistry, economics, and psychology.

The chapter begins with a discussion of composite functions.

## OUTLINE

- 4.1 Composite Functions
  - 4.2 One-to-One Functions; Inverse Functions
  - 4.3 Exponential Functions
  - 4.4 Logarithmic Functions
  - 4.5 Properties of Logarithms
  - 4.6 Logarithmic and Exponential Equations
  - 4.7 Compound Interest
  - 4.8 Exponential Growth and Decay; Newton's Law; Logistic Growth and Decay
  - 4.9 Building Exponential, Logarithmic, and Logistic Models from Data
- Chapter Review   Chapter Test   Chapter Projects  
Cumulative Review



## 4.1 Composite Functions

**PREPARING FOR THIS SECTION** Before getting started, review the following:

- Finding Values of a Function (Section 2.1, pp. 61–63)
- Domain of a Function (Section 2.1, pp. 57–60 and 64–65)



Now work the 'Are You Prepared?' problems on page 253.

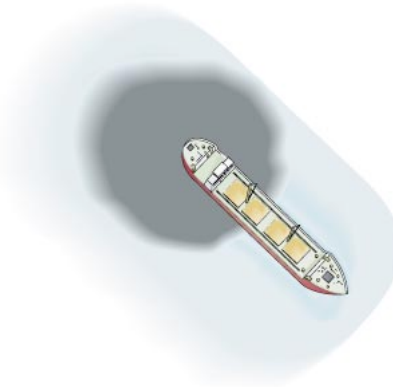
- OBJECTIVES**
- 1 Form a Composite Function**
  - 2 Find the Domain of a Composite Function**

### 1 Form a Composite Function

Suppose that an oil tanker is leaking oil and we want to be able to determine the area of the circular oil patch around the ship. See Figure 1. It is determined that the oil is leaking from the tanker in such a way that the radius of the circular oil patch around the ship is increasing at a rate of 3 feet per minute. Therefore, the radius  $r$  of the oil patch at any time  $t$ , in minutes, is given by  $r(t) = 3t$ . So after 20 minutes, the radius of the oil patch is  $r(20) = 3(20) = 60$  feet. The area  $A$  of a circle as a function of the radius  $r$  is given by  $A(r) = \pi r^2$ . The area of the circular patch of oil after 20 minutes is  $A(60) = \pi(60)^2 = 3600\pi$  square feet.

Notice that  $60 = r(20)$ , so  $A(60) = A(r(20))$ . The argument of the function  $A$  is itself a function! In general, we can find the area of the oil patch as a function of time  $t$  by evaluating  $A(r(t))$ . The function  $A(r(t))$  is a special type of function called a *composite function*.

Figure 1



As another example, consider the function  $y = (2x + 3)^2$ . If we write  $y = f(u) = u^2$  and  $u = g(x) = 2x + 3$ , then, by a substitution process, we can obtain the original function:  $y = f(u) = f(g(x)) = (2x + 3)^2$ .

In general, suppose that  $f$  and  $g$  are two functions and that  $x$  is a number in the domain of  $g$ . By evaluating  $g$  at  $x$ , we get  $g(x)$ . If  $g(x)$  is in the domain of  $f$ , then we may evaluate  $f$  at  $g(x)$  and thereby obtain the expression  $f(g(x))$ . The correspondence from  $x$  to  $f(g(x))$  is called a *composite function*  $f \circ g$ .



Given two functions  $f$  and  $g$ , the **composite function**, denoted by  $f \circ g$  (read as “ $f$  composed with  $g$ ”), is defined by

$$(f \circ g)(x) = f(g(x))$$

The domain of  $f \circ g$  is the set of all numbers  $x$  in the domain of  $g$  such that  $g(x)$  is in the domain of  $f$ .

Look carefully at Figure 2. Only those  $x$ 's in the domain of  $g$  for which  $g(x)$  is in the domain of  $f$  can be in the domain of  $f \circ g$ . The reason is that if  $g(x)$  is not in the domain of  $f$  then  $f(g(x))$  is not defined. Because of this, the domain of  $f \circ g$  is a subset of the domain of  $g$ ; the range of  $f \circ g$  is a subset of the range of  $f$ .

Figure 2

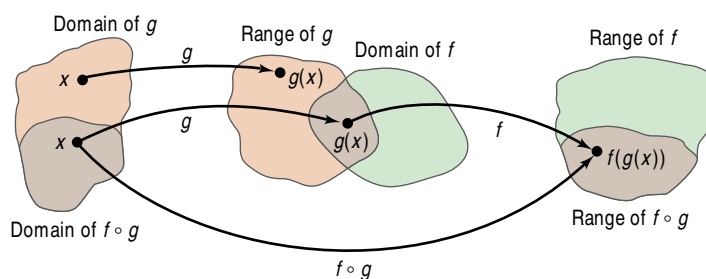
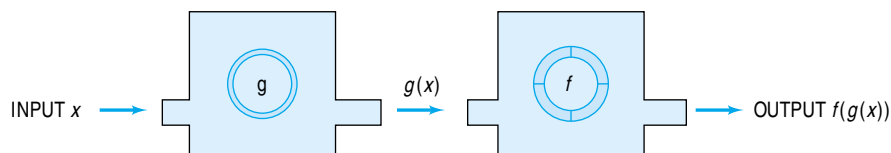


Figure 3 provides a second illustration of the definition. Here,  $x$  is the input to the function  $g$ , yielding  $g(x)$ . Then  $g(x)$  is the input to the function  $f$ , yielding  $f(g(x))$ . Notice that the “inside” function  $g$  in  $f(g(x))$  is done first.

Figure 3



Let's look at some examples.

### EXAMPLE 1

### Evaluating a Composite Function

Suppose that  $f(x) = 2x^2 - 3$  and  $g(x) = 4x$ . Find:

- (a)  $(f \circ g)(1)$       (b)  $(g \circ f)(1)$       (c)  $(f \circ f)(-2)$       (d)  $(g \circ g)(-1)$

### Solution

$$\begin{aligned} \text{(a)} \quad (f \circ g)(1) &= f(g(1)) = f(4) = 2 \cdot 4^2 - 3 = 29 \\ &\quad \quad \quad \uparrow \quad \quad \quad \uparrow \\ &\quad \quad \quad g(x) = 4x \quad f(x) = 2x^2 - 3 \\ &\quad \quad \quad g(1) = 4 \end{aligned}$$



$$(b) (g \circ f)(1) = g(f(1)) = g(-1) = 4 \cdot (-1) = -4$$

$$\begin{array}{ccc} & \uparrow & \uparrow \\ f(x) = 2x^2 - 3 & & g(x) = 4x \\ f(1) = -1 & & \end{array}$$

$$(c) (f \circ f)(-2) = f(f(-2)) = f(5) = 2 \cdot 5^2 - 3 = 47$$

$$\begin{array}{c} \uparrow \\ f(-2) = 2(-2)^2 - 3 = 5 \end{array}$$

$$(d) (g \circ g)(-1) = g(g(-1)) = g(-4) = 4 \cdot (-4) = -16$$

$$\begin{array}{c} \uparrow \\ g(-1) = -4 \end{array}$$

Figure 4



Graphing calculators can be used to evaluate composite functions.\* Let  $Y_1 = f(x) = 2x^2 - 3$  and  $Y_2 = g(x) = 4x$ . Then, using a TI-84 Plus graphing calculator,  $(f \circ g)(1)$  would be found as shown in Figure 4. Notice that this is the result obtained in Example 1(a).



NOW WORK PROBLEM 11.

## 2 Find the Domain of a Composite Function

### EXAMPLE 2

#### Finding a Composite Function and Its Domain

Suppose that  $f(x) = x^2 + 3x - 1$  and  $g(x) = 2x + 3$ .

Find: (a)  $f \circ g$  (b)  $g \circ f$

Then find the domain of each composite function.

#### Solution

The domain of  $f$  and the domain of  $g$  are all real numbers.

$$(a) (f \circ g)(x) = f(g(x)) = f(2x + 3) = (2x + 3)^2 + 3(2x + 3) - 1$$

$$\begin{array}{c} \uparrow \\ f(x) = x^2 + 3x - 1 \\ = 4x^2 + 12x + 9 + 6x + 9 - 1 = 4x^2 + 18x + 17 \end{array}$$

Since the domains of both  $f$  and  $g$  are all real numbers, the domain of  $f \circ g$  is all real numbers.

$$(b) (g \circ f)(x) = g(f(x)) = g(x^2 + 3x - 1) = 2(x^2 + 3x - 1) + 3$$

$$\begin{array}{c} \uparrow \\ g(x) = 2x + 3 \\ = 2x^2 + 6x - 2 + 3 = 2x^2 + 6x + 1 \end{array}$$

Since the domains of both  $f$  and  $g$  are all real numbers, the domain of  $f \circ g$  is all real numbers.

Look back at Figure 2. In determining the domain of the composite function  $(f \circ g)(x) = f(g(x))$ , keep the following two thoughts in mind about the input  $x$ .

1.  $g(x)$  must be defined so any  $x$  not in the domain of  $g$  must be excluded.
2.  $f(g(x))$  must be defined so any  $x$  for which  $g(x)$  is not in the domain of  $f$  must be excluded.

\*Consult your owner's manual for the appropriate keystrokes.



**EXAMPLE 3****Finding the Domain of  $f \circ g$** 

Find the domain of  $(f \circ g)(x)$  if  $f(x) = \frac{1}{x+2}$  and  $g(x) = \frac{4}{x-1}$ .


**Solution**

For  $(f \circ g)(x) = f(g(x))$ , we first note that the domain of  $g$  is  $\{x|x \neq 1\}$ , so we exclude 1 from the domain of  $f \circ g$ . Next, we note that the domain of  $f$  is  $\{x|x \neq -2\}$ , which means that  $g(x)$  cannot equal  $-2$ . We solve the equation  $g(x) = -2$  to determine what values of  $x$  to exclude.

$$\begin{aligned}\frac{4}{x-1} &= -2 & g(x) &= -2 \\ 4 &= -2(x-1) \\ 4 &= -2x+2 \\ 2x &= -2 \\ x &= -1\end{aligned}$$

We also exclude  $-1$  from the domain of  $f \circ g$ . The domain of  $f \circ g$  is  $\{x|x \neq -1, x \neq 1\}$ .

✓ **CHECK:** For  $x = 1$ ,  $g(x) = \frac{4}{x-1}$  is not defined, so  $(f \circ g)(x) = f(g(x))$  is not defined.

For  $x = -1$ ,  $g(-1) = \frac{4}{-2} = -2$ , and  $(f \circ g)(-1) = f(g(-1)) = f(-2)$  is not defined. 

 **NOW WORK PROBLEM 21.**

**EXAMPLE 4****Finding a Composite Function and Its Domain**

Suppose that  $f(x) = \frac{1}{x+2}$  and  $g(x) = \frac{4}{x-1}$ .

Find: (a)  $f \circ g$  (b)  $f \circ f$

Then find the domain of each composite function.

**Solution**

The domain of  $f$  is  $\{x|x \neq -2\}$  and the domain of  $g$  is  $\{x|x \neq 1\}$ .

$$\begin{aligned}\text{(a)} \quad (f \circ g)(x) &= f(g(x)) = f\left(\frac{4}{x-1}\right) = \frac{1}{\frac{4}{x-1} + 2} = \frac{x-1}{4+2(x-1)} = \frac{x-1}{2x+2} = \frac{x-1}{2(x+1)} \\ &\quad \begin{array}{c} \uparrow \\ f(x) = \frac{1}{x+2} \end{array} \quad \begin{array}{c} \uparrow \\ \text{Multiply by } \frac{x-1}{x-1} \end{array}\end{aligned}$$

In Example 3, we found the domain of  $f \circ g$  to be  $\{x|x \neq -1, x \neq 1\}$ .

We could also find the domain of  $f \circ g$  by first looking at the domain of  $g$ :  $\{x|x \neq 1\}$ . We exclude 1 from the domain of  $f \circ g$  as a result. Then we look at  $f \circ g$  and notice that  $x$  cannot equal  $-1$ , since  $x = -1$  results in division by 0. So we also exclude  $-1$  from the domain of  $f \circ g$ . Therefore, the domain of  $f \circ g$  is  $\{x|x \neq -1, x \neq 1\}$ .

$$\begin{aligned}\text{(b)} \quad (f \circ f)(x) &= f(f(x)) = f\left(\frac{1}{x+2}\right) = \frac{1}{\frac{1}{x+2} + 2} = \frac{x+2}{1+2(x+2)} = \frac{x+2}{2x+5} \\ &\quad \begin{array}{c} \uparrow \\ f(x) = \frac{1}{x+2} \end{array} \quad \begin{array}{c} \uparrow \\ \text{Multiply by } \frac{x+2}{x+2} \end{array}\end{aligned}$$




The domain of  $f \circ f$  consists of those  $x$  in the domain of  $f$ ,  $\{x|x \neq -2\}$ , for which

$$\begin{aligned} f(x) = \frac{1}{x+2} &\neq -2 & \frac{1}{x+2} &= -2 \\ & & 1 &= -2(x+2) \\ & & 1 &= -2x-4 \\ & & 2x &= -5 \\ & & x &= -\frac{5}{2} \end{aligned}$$

or, equivalently,

$$x \neq -\frac{5}{2}$$

The domain of  $f \circ f$  is  $\left\{x|x \neq -\frac{5}{2}, x \neq -2\right\}$ .

We could also find the domain of  $f \circ f$  by recognizing that  $-2$  is not in the domain of  $f$  and so should be excluded from the domain of  $f \circ f$ . Then, looking at  $f \circ f$ , we see that  $x$  cannot equal  $-\frac{5}{2}$ . Do you see why? Therefore, the domain of  $f \circ f$  is  $\left\{x|x \neq -\frac{5}{2}, x \neq -2\right\}$ . 



NOW WORK PROBLEMS 33 AND 35.

Look back at Example 2, which illustrates that, in general,  $f \circ g \neq g \circ f$ . Sometimes  $f \circ g$  does equal  $g \circ f$ , as shown in the next example.

### EXAMPLE 5

### Showing That Two Composite Functions Are Equal

If  $f(x) = 3x - 4$  and  $g(x) = \frac{1}{3}(x + 4)$ , show that

$$(f \circ g)(x) = (g \circ f)(x) = x$$

for every  $x$  in the domain of  $f \circ g$  and  $g \circ f$ .

**Solution**

$$(f \circ g)(x) = f(g(x))$$

$$= f\left(\frac{x+4}{3}\right)$$

$$= 3\left(\frac{x+4}{3}\right) - 4$$

$$= x + 4 - 4 = x$$

$$(g \circ f)(x) = g(f(x))$$

$$= g(3x - 4)$$

$$= \frac{1}{3}[(3x - 4) + 4]$$

$$= \frac{1}{3}(3x) = x$$

$$g(x) = \frac{1}{3}(x + 4) = \frac{x + 4}{3}$$

Substitute  $g(x)$  into the rule for  $f$ ,  $f(x) = 3x - 4$ .


$$f(x) = 3x - 4$$

Substitute  $f(x)$  into the rule for  $g$ ,  $g(x) = \frac{1}{3}(x + 4)$ .

### — Seeing the Concept —

Using a graphing calculator, let  $Y_1 = f(x) = 3x - 4$ ,  $Y_2 = g(x) = \frac{1}{3}(x + 4)$ ,  $Y_3 = f \circ g$ , and  $Y_4 = g \circ f$ . Using the viewing window  $-3 \leq x \leq 3, -2 \leq y \leq 2$ , graph only  $Y_3$  and  $Y_4$ . What do you see?

TRACE to verify that  $Y_3 = Y_4$ .

Thus,  $(f \circ g)(x) = (g \circ f)(x) = x$ . 

In Section 4.2, we shall see that there is an important relationship between functions  $f$  and  $g$  for which  $(f \circ g)(x) = (g \circ f)(x) = x$ .



NOW WORK PROBLEM 45.



## Calculus Application



Some techniques in calculus require that we be able to determine the components of a composite function. For example, the function  $H(x) = \sqrt{x+1}$  is the composition of the functions  $f$  and  $g$ , where  $f(x) = \sqrt{x}$  and  $g(x) = x+1$ , because  $H(x) = (f \circ g)(x) = f(g(x)) = f(x+1) = \sqrt{x+1}$ .

## EXAMPLE 6

## Finding the Components of a Composite Function

Find functions  $f$  and  $g$  such that  $f \circ g = H$  if  $H(x) = (x^2 + 1)^{50}$ .

## Solution

The function  $H$  takes  $x^2 + 1$  and raises it to the power 50. A natural way to decompose  $H$  is to raise the function  $g(x) = x^2 + 1$  to the power 50. If we let  $f(x) = x^{50}$  and  $g(x) = x^2 + 1$ , then

$$\begin{aligned}(f \circ g)(x) &= f(g(x)) \\ &= f(x^2 + 1) \\ &= (x^2 + 1)^{50} = H(x)\end{aligned}$$

See Figure 5.

Other functions  $f$  and  $g$  may be found for which  $f \circ g = H$  in Example 6. For example, if  $f(x) = x^2$  and  $g(x) = (x^2 + 1)^{25}$ , then

$$(f \circ g)(x) = f(g(x)) = f((x^2 + 1)^{25}) = [(x^2 + 1)^{25}]^2 = (x^2 + 1)^{50}$$

Although the functions  $f$  and  $g$  found as a solution to Example 6 are not unique, there is usually a “natural” selection for  $f$  and  $g$  that comes to mind first.

## EXAMPLE 7

## Finding the Components of a Composite Function

Find functions  $f$  and  $g$  such that  $f \circ g = H$  if  $H(x) = \frac{1}{x+1}$ .

## Solution

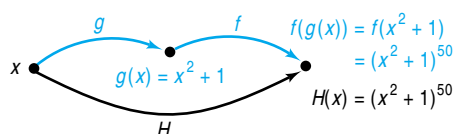
Here  $H$  is the reciprocal of  $g(x) = x+1$ . If we let  $f(x) = \frac{1}{x}$  and  $g(x) = x+1$ , we find that

$$(f \circ g)(x) = f(g(x)) = f(x+1) = \frac{1}{x+1} = H(x)$$



NOW WORK PROBLEM 53.

Figure 5





## 4.1 Assess Your Understanding

### ‘Are You Prepared?’

Answers are given at the end of these exercises. If you get a wrong answer, read the pages listed in red.

1. Find  $f(3)$  if  $f(x) = -4x^2 + 5x$ . (p. 62)
2. Find  $f(3x)$  if  $f(x) = 4 - 2x^2$ . (p. 62)
3. Find the domain of the function  $f(x) = \frac{x^2 - 1}{x^2 - 4}$ . (pp. 64–65)

### Concepts and Vocabulary

4. If  $f(x) = x + 1$  and  $g(x) = x^3$ , then \_\_\_\_\_ =  $(x + 1)^3$ .
5. True or False:  $f(g(x)) = f(x) \cdot g(x)$ .
6. True or False: The domain of the composite function  $(f \circ g)(x)$  is the same as the domain of  $g(x)$ .



## Skill Building

In Problems 7 and 8, evaluate each expression using the values given in the table.

7.

|        |    |    |    |    |   |   |   |
|--------|----|----|----|----|---|---|---|
| $x$    | -3 | -2 | -1 | 0  | 1 | 2 | 3 |
| $f(x)$ | -7 | -5 | -3 | -1 | 3 | 5 | 5 |
| $g(x)$ | 8  | 3  | 0  | -1 | 0 | 3 | 8 |

- (a)  $(f \circ g)(1)$     (b)  $(f \circ g)(-1)$     (c)  $(g \circ f)(-1)$     (d)  $(g \circ f)(0)$     (e)  $(g \circ g)(-2)$     (f)  $(f \circ f)(-1)$

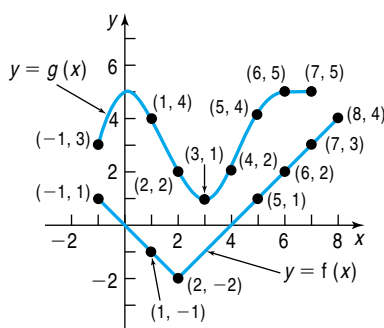
8.

|        |    |    |    |   |   |    |    |
|--------|----|----|----|---|---|----|----|
| $x$    | -3 | -2 | -1 | 0 | 1 | 2  | 3  |
| $f(x)$ | 11 | 9  | 7  | 5 | 3 | 1  | -1 |
| $g(x)$ | -8 | -3 | 0  | 1 | 0 | -3 | -8 |

- (a)  $(f \circ g)(1)$     (b)  $(f \circ g)(2)$     (c)  $(g \circ f)(2)$     (d)  $(g \circ f)(3)$     (e)  $(g \circ g)(1)$     (f)  $(f \circ f)(3)$

In Problems 9 and 10, evaluate each expression using the graphs of  $y = f(x)$  and  $y = g(x)$  shown below.

9. (a)  $g(f(-1))$     (b)  $g(f(0))$   
 (c)  $f(g(-1))$     (d)  $f(g(4))$
10. (a)  $g(f(1))$     (b)  $g(f(5))$   
 (c)  $f(g(0))$     (d)  $f(g(2))$



In Problems 11–20, for the given functions  $f$  and  $g$ , find:

- (a)  $(f \circ g)(4)$     (b)  $(g \circ f)(2)$     (c)  $(f \circ f)(1)$     (d)  $(g \circ g)(0)$

11.  $f(x) = 2x$ ;  $g(x) = 3x^2 + 1$     12.  $f(x) = 3x + 2$ ;  $g(x) = 2x^2 - 1$
13.  $f(x) = 4x^2 - 3$ ;  $g(x) = 3 - \frac{1}{2}x^2$     14.  $f(x) = 2x^2$ ;  $g(x) = 1 - 3x^2$
15.  $f(x) = \sqrt{x}$ ;  $g(x) = 2x$     16.  $f(x) = \sqrt{x+1}$ ;  $g(x) = 3x$
17.  $f(x) = |x|$ ;  $g(x) = \frac{1}{x^2 + 1}$     18.  $f(x) = |x - 2|$ ;  $g(x) = \frac{3}{x^2 + 2}$
19.  $f(x) = \frac{3}{x+1}$ ;  $g(x) = \sqrt[3]{x}$     20.  $f(x) = x^{3/2}$ ;  $g(x) = \frac{2}{x+1}$

In Problems 21–28, find the domain of the composite function  $f \circ g$ .

21.  $f(x) = \frac{3}{x-1}$ ;  $g(x) = \frac{2}{x}$     22.  $f(x) = \frac{1}{x+3}$ ;  $g(x) = \frac{-2}{x}$
23.  $f(x) = \frac{x}{x-1}$ ;  $g(x) = \frac{-4}{x}$     24.  $f(x) = \frac{x}{x+3}$ ;  $g(x) = \frac{2}{x}$
25.  $f(x) = \sqrt{x}$ ;  $g(x) = 2x + 3$     26.  $f(x) = x - 2$ ;  $g(x) = \sqrt{1-x}$
27.  $f(x) = x^2 + 1$ ;  $g(x) = \sqrt{x-1}$     28.  $f(x) = x^2 + 4$ ;  $g(x) = \sqrt{x-2}$




In Problems 29–44, for the given functions  $f$  and  $g$ , find:


(a)  $f \circ g$                       (b)  $g \circ f$                       (c)  $f \circ f$                       (d)  $g \circ g$

State the domain of each composite function.

29.  $f(x) = 2x + 3$ ;  $g(x) = 3x$

31.  $f(x) = 3x + 1$ ;  $g(x) = x^2$

 33.  $f(x) = x^2$ ;  $g(x) = x^2 + 4$

 35.  $f(x) = \frac{3}{x-1}$ ;  $g(x) = \frac{2}{x}$

37.  $f(x) = \frac{x}{x-1}$ ;  $g(x) = \frac{-4}{x}$

39.  $f(x) = \sqrt{x}$ ;  $g(x) = 2x + 3$

41.  $f(x) = x^2 + 1$ ;  $g(x) = \sqrt{x-1}$

43.  $f(x) = ax + b$ ;  $g(x) = cx + d$

30.  $f(x) = -x$ ;  $g(x) = 2x - 4$

32.  $f(x) = x + 1$ ;  $g(x) = x^2 + 4$

34.  $f(x) = x^2 + 1$ ;  $g(x) = 2x^2 + 3$

36.  $f(x) = \frac{1}{x+3}$ ;  $g(x) = \frac{-2}{x}$


38.  $f(x) = \frac{x}{x+3}$ ;  $g(x) = \frac{2}{x}$

40.  $f(x) = \sqrt{x-2}$ ;  $g(x) = 1 - 2x$

42.  $f(x) = x^2 + 4$ ;  $g(x) = \sqrt{x-2}$

44.  $f(x) = \frac{ax+b}{cx+d}$ ;  $g(x) = mx$

In Problems 45–52, show that  $(f \circ g)(x) = (g \circ f)(x) = x$ .

 45.  $f(x) = 2x$ ;  $g(x) = \frac{1}{2}x$

47.  $f(x) = x^3$ ;  $g(x) = \sqrt[3]{x}$

49.  $f(x) = 2x - 6$ ;  $g(x) = \frac{1}{2}(x + 6)$


51.  $f(x) = ax + b$ ;  $g(x) = \frac{1}{a}(x - b)$ ,  $a \neq 0$


46.  $f(x) = 4x$ ;  $g(x) = \frac{1}{4}x$

48.  $f(x) = x + 5$ ;  $g(x) = x - 5$

50.  $f(x) = 4 - 3x$ ;  $g(x) = \frac{1}{3}(4 - x)$

52.  $f(x) = \frac{1}{x}$ ;  $g(x) = \frac{1}{x}$

 In Problems 53–58, find functions  $f$  and  $g$  so that  $f \circ g = H$ .

 53.  $H(x) = (2x + 3)^4$

54.  $H(x) = (1 + x^2)^3$

55.  $H(x) = \sqrt{x^2 + 1}$

56.  $H(x) = \sqrt{1 - x^2}$

57.  $H(x) = |2x + 1|$

58.  $H(x) = |2x^2 + 3|$

## Applications and Extensions

59. If  $f(x) = 2x^3 - 3x^2 + 4x - 1$  and  $g(x) = 2$ , find  $(f \circ g)(x)$  and  $(g \circ f)(x)$ .

60. If  $f(x) = \frac{x+1}{x-1}$ , find  $(f \circ f)(x)$ .

61. If  $f(x) = 2x^2 + 5$  and  $g(x) = 3x + a$ , find  $a$  so that the graph of  $f \circ g$  crosses the  $y$ -axis at 23.

62. If  $f(x) = 3x^2 - 7$  and  $g(x) = 2x + a$ , find  $a$  so that the graph of  $f \circ g$  crosses the  $y$ -axis at 68.

63. **Surface Area of a Balloon** The surface area  $S$  (in square meters) of a hot-air balloon is given by

$$S(r) = 4\pi r^2$$

where  $r$  is the radius of the balloon (in meters). If the radius  $r$  is increasing with time  $t$  (in seconds) according to the formula  $r(t) = \frac{2}{3}t^3$ ,  $t \geq 0$ , find the surface area  $S$  of the balloon as a function of the time  $t$ .

64. **Volume of a Balloon** The volume  $V$  (in cubic meters) of the hot-air balloon described in Problem 63 is given by

$$V(r) = \frac{4}{3}\pi r^3.$$

If the radius  $r$  is the same function of  $t$  as in Problem 63, find the volume  $V$  as a function of the time  $t$ .

65. **Automobile Production** The number  $N$  of cars produced at a certain factory in 1 day after  $t$  hours of operation is given by  $N(t) = 100t - 5t^2$ ,  $0 \leq t \leq 10$ . If the cost  $C$  (in dollars) of producing  $N$  cars is  $C(N) = 15,000 + 8000N$ , find the cost  $C$  as a function of the time  $t$  of operation of the factory.

66. **Environmental Concerns** The spread of oil leaking from a tanker is in the shape of a circle. If the radius  $r$  (in feet) of the spread after  $t$  hours is  $r(t) = 200\sqrt{t}$ , find the area  $A$  of the oil slick as a function of the time  $t$ .



- 67. Production Cost** The price  $p$ , in dollars, of a certain product and the quantity  $x$  sold obey the demand equation

$$p = -\frac{1}{4}x + 100, \quad 0 \leq x \leq 400$$

Suppose that the cost  $C$ , in dollars, of producing  $x$  units is

$$C = \frac{\sqrt{x}}{25} + 600$$

Assuming that all items produced are sold, find the cost  $C$  as a function of the price  $p$ .

[Hint: Solve for  $x$  in the demand equation and then form the composite.]

- 68. Cost of a Commodity** The price  $p$ , in dollars, of a certain commodity and the quantity  $x$  sold obey the demand equation

$$p = -\frac{1}{5}x + 200, \quad 0 \leq x \leq 1000$$

Suppose that the cost  $C$ , in dollars, of producing  $x$  units is

$$C = \frac{\sqrt{x}}{10} + 400$$

Assuming that all items produced are sold, find the cost  $C$  as a function of the price  $p$ .

- 69. Volume of a Cylinder** The volume  $V$  of a right circular cylinder of height  $h$  and radius  $r$  is  $V = \pi r^2 h$ . If the height is twice the radius, express the volume  $V$  as a function of  $r$ .

- 70. Volume of a Cone** The volume  $V$  of a right circular cone is  $V = \frac{1}{3}\pi r^2 h$ . If the height is twice the radius, express the volume  $V$  as a function of  $r$ .

- 71. Foreign Exchange** Traders often buy foreign currency in hope of making money when the currency's value changes. For example, on October 20, 2003, one U.S. dollar could purchase 0.857118 Euros and one Euro could purchase 128.6054 yen. Let  $f(x)$  represent the number of Euros you can buy with  $x$  dollars and let  $g(x)$  represent the number of yen you can buy with  $x$  Euros.

- Find a function that relates dollars to Euros.
- Find a function that relates Euros to yen.
- Use the results of parts (a) and (b) to find a function that relates dollars to yen. That is, find  $g(f(x))$ .
- What is  $g(f(1000))$ ?

- 72.** If  $f$  and  $g$  are odd functions, show that the composite function  $f \circ g$  is also odd.

- 73.** If  $f$  is an odd function and  $g$  is an even function, show that the composite functions  $f \circ g$  and  $g \circ f$  are also even.

## 'Are You Prepared?' Answers

1.  $-21$       2.  $4 - 18x^2$       3.  $\{x \mid x \neq -2, x \neq 2\}$



## 4.2 One-to-One Functions; Inverse Functions

**PREPARING FOR THIS SECTION** Before getting started, review the following:

- Functions (Section 2.1, pp. 56–67)
- Increasing/Decreasing Functions (Section 2.3, pp. 82–85)



Now work the 'Are You Prepared?' problems on page 267.

- OBJECTIVES**
- 1 Determine Whether a Function Is One-to-One**
  - 2 Determine the Inverse of a Function Defined by a Map or an Ordered Pair**
  - 3 Obtain the Graph of the Inverse Function from the Graph of the Function**
  - 4 Find the Inverse of a Function Defined by an Equation**

### 1 Determine Whether a Function Is One-to-One

In Section 2.1, we presented four different ways to represent a function: as (1) a map, (2) a set of ordered pairs, (3) a graph, and (4) an equation. For example, Figures 6 and 7 illustrate two different functions represented as mappings. The function in



Figure 6

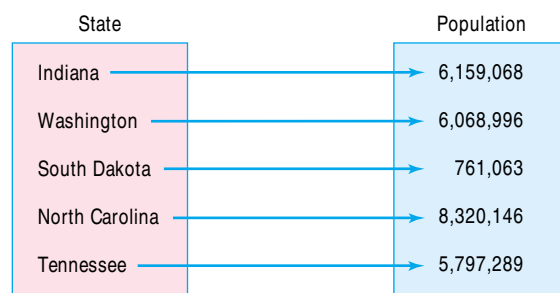


Figure 7

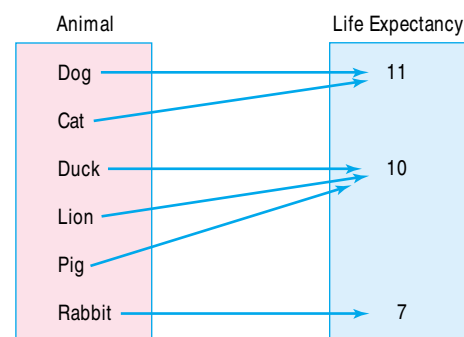


Figure 6 shows the correspondence between states and their population. The function in Figure 7 shows a correspondence between animals and life expectancy.

Suppose we asked a group of people to name the state that has a population of 761,063 based on the function in Figure 6. Everyone in the group would respond South Dakota. Now, if we asked the same group of people to name the animal whose life expectancy is 11 years based on the function in Figure 7, some would respond dog, while others would respond cat. What is the difference between the functions in Figures 6 and 7? In Figure 6, we can see that each element in the domain corresponds to exactly one element in the range. In Figure 7, this is not the case: two different elements in the domain correspond to the same element in the range. We give functions such as the one in Figure 6 a special name.

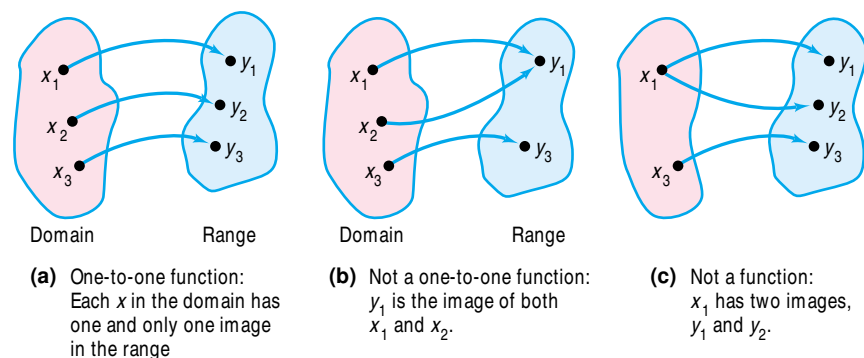
### In Words

A function is not one-to-one if two different inputs correspond to the same output.

A function is **one-to-one** if any two different inputs in the domain correspond to two different outputs in the range. That is, if  $x_1$  and  $x_2$  are two different inputs of a function  $f$ , then  $f(x_1) \neq f(x_2)$ .

Put another way, a function  $f$  is one-to-one if no  $y$  in the range is the image of more than one  $x$  in the domain. A function is not one-to-one if two different elements in the domain correspond to the same element in the range. So, the function in Figure 7 is not one-to-one because two different elements in the domain, dog and cat, both correspond to 11. Figure 8 illustrates the distinction of one-to-one functions, non-one-to-one functions, and nonfunctions.

Figure 8





**EXAMPLE 1****Determining Whether a Function Is One-to-One**


Determine whether the following functions are one-to-one.

- (a) For the following function, the domain represents the age of five males and the range represents their HDL (good) cholesterol (mg/dL).

| Age | HDL Cholesterol |
|-----|-----------------|
| 38  | 57              |
| 42  | 54              |
| 46  | 34              |
| 55  | 38              |
| 61  | 38              |

- (b)  $\{(-2, 6), (-1, 3), (0, 2), (1, 5), (2, 8)\}$

**Solution**

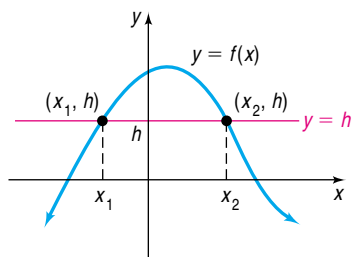
- (a) The function is not one-to-one because there are two different inputs, 55 and 61, that correspond to the same output, 38.
- (b) The function is one-to-one because there are no two distinct inputs that correspond to the same output. 



**NOW WORK PROBLEMS 9 AND 13.**

**Figure 9**

$f(x_1) = f(x_2) = h$  and  
 $x_1 \neq x_2$ ;  $f$  is not a  
one-to-one function.

**Theorem****Horizontal-line Test**

If every horizontal line intersects the graph of a function  $f$  in at most one point, then  $f$  is one-to-one.

The reason that this test works can be seen in Figure 9, where the horizontal line  $y = h$  intersects the graph at two distinct points,  $(x_1, h)$  and  $(x_2, h)$ . Since  $h$  is the image of both  $x_1$  and  $x_2$ ,  $x_1 \neq x_2$ ,  $f$  is not one-to-one. Based on Figure 9, we can state the horizontal-line test in another way: If the graph of any horizontal line intersects the graph of a function  $f$  at more than one point, then  $f$  is not one-to-one.

**EXAMPLE 2****Using the Horizontal-line Test**

For each function, use the graph to determine whether the function is one-to-one.

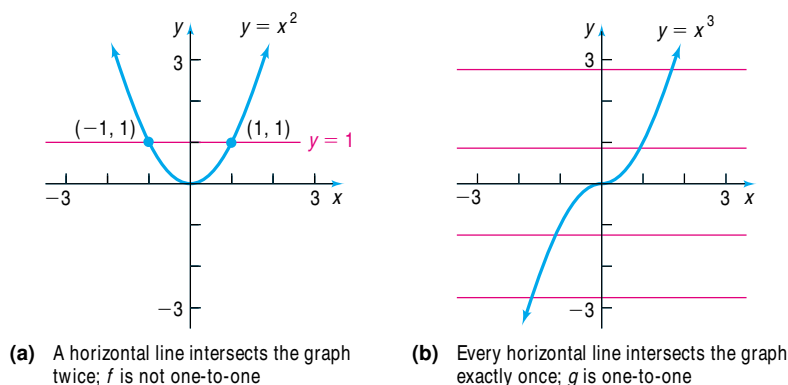
- (a)  $f(x) = x^2$                       (b)  $g(x) = x^3$


**Solution**

- (a) Figure 10(a) illustrates the horizontal-line test for  $f(x) = x^2$ . The horizontal line  $y = 1$  intersects the graph of  $f$  twice, at  $(1, 1)$  and at  $(-1, 1)$ , so  $f$  is not one-to-one.
- (b) Figure 10(b) illustrates the horizontal-line test for  $g(x) = x^3$ . Because every horizontal line will intersect the graph of  $g$  exactly once, it follows that  $g$  is one-to-one.



Figure 10



 NOW WORK PROBLEM 17.

Let's look more closely at the one-to-one function  $g(x) = x^3$ . This function is an increasing function. Because an increasing (or decreasing) function will always have different  $y$ -values for unequal  $x$ -values, it follows that a function that is increasing (or decreasing) over its domain is also a one-to-one function.

### Theorem

A function that is increasing on an interval  $I$  is a one-to-one function on  $I$ .

A function that is decreasing on an interval  $I$  is a one-to-one function on  $I$ .

## 2 Determine the Inverse of a Function Defined by a Map or an Ordered Pair

In Section 2.1, we said that a function  $f$  can be thought of as a machine that receives an input, say  $x$ , from the domain, manipulates it, and outputs the value  $f(x)$ . The **inverse function of  $f$**  receives as input  $f(x)$ , manipulates it, and outputs  $x$ . For example, if  $f(x) = 2x + 5$ , then  $f(3) = 11$ . Here, the input is 3 and the output is 11. The inverse of  $f$  would “undo” what  $f$  does and receive as input 11 and provide as output 3. So, if a function takes inputs and multiplies them by 2, the inverse would take inputs and divide them by 2. For the inverse of a function  $f$  to itself be a function,  $f$  must be one-to-one.

Recall that we have a variety of ways of representing functions. We will discuss how to find inverses for all four representations of functions: (1) maps, (2) sets of ordered pairs (3) graphs, and (4) equations. We begin with finding inverses of functions represented by maps or sets of ordered pairs.

### EXAMPLE 3

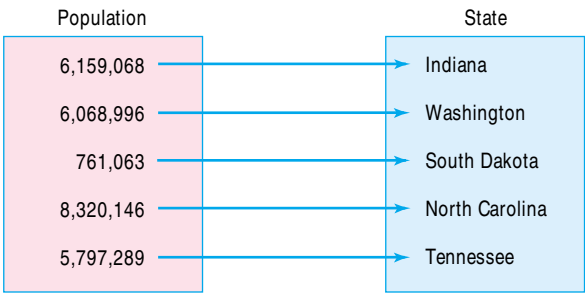
#### Finding the Inverse of a Function Defined by a Map

Find the inverse of the following function. Let the domain of the function represent certain states, and let the range represent the state's population. State the domain and the range of the inverse function.

| State          | Population |
|----------------|------------|
| Indiana        | 6,159,068  |
| Washington     | 6,068,996  |
| South Dakota   | 761,063    |
| North Carolina | 8,320,146  |
| Tennessee      | 5,797,289  |



**Solution** The function is one-to-one, so the inverse will be a function. To find the inverse function, we interchange the elements in the domain with the elements in the range. For example, the function receives as input Indiana and outputs 6,159,068. So, the inverse receives as input 6,159,068 and outputs Indiana. The inverse function is shown next.



The domain of the inverse function is {6 159 068, 6 068 996, 761 063, 8 320 146, 5 797 289}. The range of the inverse function is {Indiana, Washington, South Dakota, North Carolina, Tennessee}. ◀

If the function  $f$  is a set of ordered pairs  $(x, y)$ , then the inverse of  $f$  is the set of ordered pairs  $(y, x)$ .

EXAMPLE 4

Finding the Inverse of a Function Defined By a Set of Ordered Pairs

Find the inverse of the following one-to-one function:

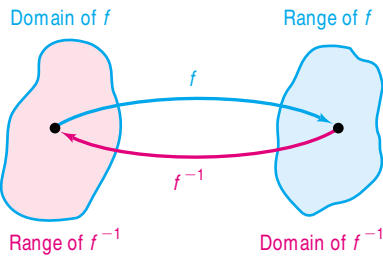
$$\{(-3, -27), (-2, -8), (-1, -1), (0, 0), (1, 1), (2, 8), (3, 27)\}$$

**Solution** The inverse of the given function is found by interchanging the entries in each ordered pair and so is given by

$$\{(-27, -3), (-8, -2), (-1, -1), (0, 0), (1, 1), (8, 2), (27, 3)\}$$
 ◀

 NOW WORK PROBLEMS 23 AND 27.

Figure 11



**WARNING**  
Be careful!  $f^{-1}$  is a symbol for the inverse function of  $f$ . The  $-1$  used in  $f^{-1}$  is not an exponent. That is,  $f^{-1}$  does not mean the reciprocal of  $f$ ;  $f^{-1}(x)$  is not equal to  $\frac{1}{f(x)}$ . ■

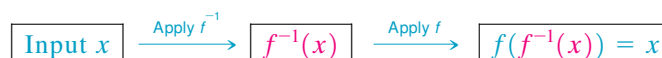
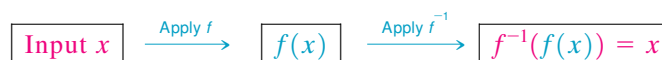
Remember, if  $f$  is a one-to-one function, its inverse is a function. Then, to each  $x$  in the domain of  $f$ , there is exactly one  $y$  in the range (because  $f$  is a function); and to each  $y$  in the range of  $f$ , there is exactly one  $x$  in the domain (because  $f$  is one-to-one). The correspondence from the range of  $f$  back to the domain of  $f$  is called the inverse function of  $f$  and is denoted by the symbol  $f^{-1}$ . Figure 11 illustrates this definition.

Based on Figure 11, two facts are now apparent about a function  $f$  and its inverse  $f^{-1}$ .

Domain of  $f$  = Range of  $f^{-1}$       Range of  $f$  = Domain of  $f^{-1}$

Look again at Figure 11 to visualize the relationship. If we start with  $x$ , apply  $f$ , and then apply  $f^{-1}$ , we get  $x$  back again. If we start with  $x$ , apply  $f^{-1}$ , and then apply  $f$ , we get the number  $x$  back again. To put it simply, what  $f$  does,  $f^{-1}$  undoes, and vice versa. See the illustration that follows.





In other words,

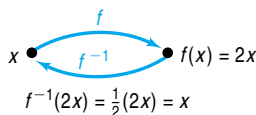
$$\begin{aligned} f^{-1}(f(x)) &= x && \text{where } x \text{ is in the domain of } f \\ f(f^{-1}(x)) &= x && \text{where } x \text{ is in the domain of } f^{-1} \end{aligned}$$

Consider the function  $f(x) = 2x$ , which multiplies the argument  $x$  by 2. The inverse function  $f^{-1}$  undoes whatever  $f$  does. So the inverse function of  $f$  is  $f^{-1}(x) = \frac{1}{2}x$ , which divides the argument by 2. For example,  $f(3) = 2(3) = 6$  and  $f^{-1}(6) = \frac{1}{2}(6) = 3$ , so  $f^{-1}$  undoes what  $f$  did. We can verify this by showing that

$$f^{-1}(f(x)) = f^{-1}(2x) = \frac{1}{2}(2x) = x \quad \text{and} \quad f(f^{-1}(x)) = f\left(\frac{1}{2}x\right) = 2\left(\frac{1}{2}x\right) = x$$

See Figure 12.

Figure 12



### EXAMPLE 5

#### — Exploration —

Simultaneously graph  $Y_1 = x$ ,  $Y_2 = x^3$ , and  $Y_3 = \sqrt[3]{x}$  on a square screen with  $-3 \leq x \leq 3$ . What do you observe about the graphs of  $Y_2 = x^3$ , its inverse  $Y_3 = \sqrt[3]{x}$ , and the line  $Y_1 = x$ ?

Repeat this experiment by simultaneously graphing  $Y_1 = x$ ,  $Y_2 = 2x + 3$ , and  $Y_3 = \frac{1}{2}(x - 3)$  on a square screen with  $-6 \leq x \leq 3$ . Do you see the symmetry of the graph of  $Y_2$  and its inverse  $Y_3$  with respect to the line  $Y_1 = x$ ?

### Verifying Inverse Functions

(a) We verify that the inverse of  $g(x) = x^3$  is  $g^{-1}(x) = \sqrt[3]{x}$  by showing that

$$\begin{aligned} g^{-1}(g(x)) &= g^{-1}(x^3) = \sqrt[3]{x^3} = x && \text{for all } x \text{ in the domain of } g \\ g(g^{-1}(x)) &= g(\sqrt[3]{x}) = (\sqrt[3]{x})^3 = x && \text{for all } x \text{ in the domain of } g^{-1}. \end{aligned}$$

(b) We verify that the inverse of  $f(x) = 2x + 3$  is  $f^{-1}(x) = \frac{1}{2}(x - 3)$  by showing that

$$\begin{aligned} f^{-1}(f(x)) &= f^{-1}(2x + 3) = \frac{1}{2}[(2x + 3) - 3] = \frac{1}{2}(2x) = x && \text{for all } x \text{ in the domain of } f \\ f(f^{-1}(x)) &= f\left(\frac{1}{2}(x - 3)\right) = 2\left[\frac{1}{2}(x - 3)\right] + 3 = (x - 3) + 3 = x && \text{for all } x \text{ in the domain of } f^{-1}. \end{aligned}$$

### EXAMPLE 6

### Verifying Inverse Functions

Verify that the inverse of  $f(x) = \frac{1}{x - 1}$  is  $f^{-1}(x) = \frac{1}{x} + 1$ . For what values of  $x$  is  $f^{-1}(f(x)) = x$ ? For what values of  $x$  is  $f(f^{-1}(x)) = x$ ?

#### Solution

The domain of  $f$  is  $\{x | x \neq 1\}$  and the domain of  $f^{-1}$  is  $\{x | x \neq 0\}$ . Now,

$$f^{-1}(f(x)) = f^{-1}\left(\frac{1}{x - 1}\right) = \frac{1}{\frac{1}{x - 1}} + 1 = x - 1 + 1 = x \quad \text{provided } x \neq 1.$$

$$f(f^{-1}(x)) = f\left(\frac{1}{x} + 1\right) = \frac{1}{\frac{1}{x} + 1 - 1} = \frac{1}{\frac{1}{x}} = x \quad \text{provided } x \neq 0$$

 NOW WORK PROBLEM 37.



3 Obtain the Graph of the Inverse Function from the Graph of the Function

For the functions in Example 5(b), we list points on the graph of  $f = Y_1$  and on the graph of  $f^{-1} = Y_2$  in Table 1.

We notice that whenever  $(a, b)$  is on the graph of  $f$  then  $(b, a)$  is on the graph of  $f^{-1}$ . Figure 13 shows these points plotted. Also shown is the graph of  $y = x$ , which you should observe is a line of symmetry of the points.

Table 1

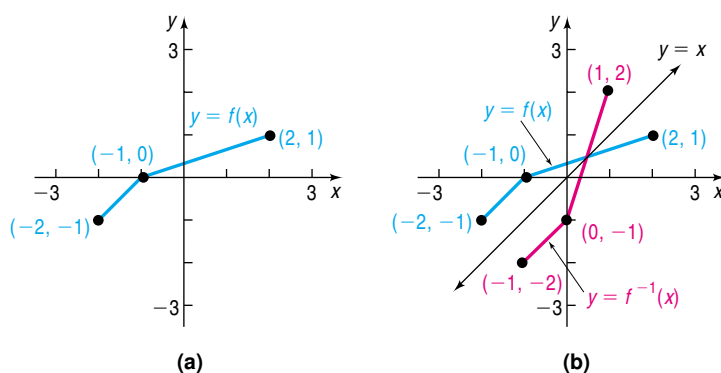
| X    | Y <sub>1</sub> | Y <sub>2</sub> |
|------|----------------|----------------|
| 4    | 11             |                |
| 3    | 7              |                |
| 2    | 3              |                |
| 1    | -1             |                |
| 0    | -5             |                |
| -1   | -9             |                |
| -2   | -13            |                |
| -3   | -17            |                |
| -4   | -21            |                |
| -5   | -25            |                |
| -6   | -29            |                |
| -7   | -33            |                |
| -8   | -37            |                |
| -9   | -41            |                |
| -10  | -45            |                |
| -11  | -49            |                |
| -12  | -53            |                |
| -13  | -57            |                |
| -14  | -61            |                |
| -15  | -65            |                |
| -16  | -69            |                |
| -17  | -73            |                |
| -18  | -77            |                |
| -19  | -81            |                |
| -20  | -85            |                |
| -21  | -89            |                |
| -22  | -93            |                |
| -23  | -97            |                |
| -24  | -101           |                |
| -25  | -105           |                |
| -26  | -109           |                |
| -27  | -113           |                |
| -28  | -117           |                |
| -29  | -121           |                |
| -30  | -125           |                |
| -31  | -129           |                |
| -32  | -133           |                |
| -33  | -137           |                |
| -34  | -141           |                |
| -35  | -145           |                |
| -36  | -149           |                |
| -37  | -153           |                |
| -38  | -157           |                |
| -39  | -161           |                |
| -40  | -165           |                |
| -41  | -169           |                |
| -42  | -173           |                |
| -43  | -177           |                |
| -44  | -181           |                |
| -45  | -185           |                |
| -46  | -189           |                |
| -47  | -193           |                |
| -48  | -197           |                |
| -49  | -201           |                |
| -50  | -205           |                |
| -51  | -209           |                |
| -52  | -213           |                |
| -53  | -217           |                |
| -54  | -221           |                |
| -55  | -225           |                |
| -56  | -229           |                |
| -57  | -233           |                |
| -58  | -237           |                |
| -59  | -241           |                |
| -60  | -245           |                |
| -61  | -249           |                |
| -62  | -253           |                |
| -63  | -257           |                |
| -64  | -261           |                |
| -65  | -265           |                |
| -66  | -269           |                |
| -67  | -273           |                |
| -68  | -277           |                |
| -69  | -281           |                |
| -70  | -285           |                |
| -71  | -289           |                |
| -72  | -293           |                |
| -73  | -297           |                |
| -74  | -301           |                |
| -75  | -305           |                |
| -76  | -309           |                |
| -77  | -313           |                |
| -78  | -317           |                |
| -79  | -321           |                |
| -80  | -325           |                |
| -81  | -329           |                |
| -82  | -333           |                |
| -83  | -337           |                |
| -84  | -341           |                |
| -85  | -345           |                |
| -86  | -349           |                |
| -87  | -353           |                |
| -88  | -357           |                |
| -89  | -361           |                |
| -90  | -365           |                |
| -91  | -369           |                |
| -92  | -373           |                |
| -93  | -377           |                |
| -94  | -381           |                |
| -95  | -385           |                |
| -96  | -389           |                |
| -97  | -393           |                |
| -98  | -397           |                |
| -99  | -401           |                |
| -100 | -405           |                |
| -101 | -409           |                |
| -102 | -413           |                |
| -103 | -417           |                |
| -104 | -421           |                |
| -105 | -425           |                |
| -106 | -429           |                |
| -107 | -433           |                |
| -108 | -437           |                |
| -109 | -441           |                |
| -110 | -445           |                |
| -111 | -449           |                |
| -112 | -453           |                |
| -113 | -457           |                |
| -114 | -461           |                |
| -115 | -465           |                |
| -116 | -469           |                |
| -117 | -473           |                |
| -118 | -477           |                |
| -119 | -481           |                |
| -120 | -485           |                |
| -121 | -489           |                |
| -122 | -493           |                |
| -123 | -497           |                |
| -124 | -501           |                |
| -125 | -505           |                |
| -126 | -509           |                |
| -127 | -513           |                |
| -128 | -517           |                |
| -129 | -521           |                |
| -130 | -525           |                |
| -131 | -529           |                |
| -132 | -533           |                |
| -133 | -537           |                |
| -134 | -541           |                |
| -135 | -545           |                |
| -136 | -549           |                |
| -137 | -553           |                |
| -138 | -557           |                |
| -139 | -561           |                |
| -140 | -565           |                |
| -141 | -569           |                |
| -142 | -573           |                |
| -143 | -577           |                |
| -144 | -581           |                |
| -145 | -585           |                |
| -146 | -589           |                |
| -147 | -593           |                |
| -148 | -597           |                |
| -149 | -601           |                |
| -150 | -605           |                |
| -151 | -609           |                |
| -152 | -613           |                |
| -153 | -617           |                |
| -154 | -621           |                |
| -155 | -625           |                |
| -156 | -629           |                |
| -157 | -633           |                |
| -158 | -637           |                |
| -159 | -641           |                |
| -160 | -645           |                |
| -161 | -649           |                |
| -162 | -653           |                |
| -163 | -657           |                |
| -164 | -661           |                |
| -165 | -665           |                |
| -166 | -669           |                |
| -167 | -673           |                |
| -168 | -677           |                |
| -169 | -681           |                |
| -170 | -685           |                |
| -171 | -689           |                |
| -172 | -693           |                |
| -173 | -697           |                |
| -174 | -701           |                |
| -175 | -705           |                |
| -176 | -709           |                |
| -177 | -713           |                |
| -178 | -717           |                |
| -179 | -721           |                |
| -180 | -725           |                |
| -181 | -729           |                |
| -182 | -733           |                |
| -183 | -737           |                |
| -184 | -741           |                |
| -185 | -745           |                |
| -186 | -749           |                |
| -187 | -753           |                |
| -188 | -757           |                |
| -189 | -761           |                |
| -190 | -765           |                |
| -191 | -769           |                |
| -192 | -773           |                |
| -193 | -777           |                |
| -194 | -781           |                |
| -195 | -785           |                |
| -196 | -789           |                |
| -197 | -793           |                |
| -198 | -797           |                |
| -199 | -801           |                |
| -200 | -805           |                |
| -201 | -809           |                |
| -202 | -813           |                |
| -203 | -817           |                |
| -204 | -821           |                |
| -205 | -825           |                |
| -206 | -829           |                |
| -207 | -833           |                |
| -208 | -837           |                |
| -209 | -841           |                |
| -210 | -845           |                |
| -211 | -849           |                |
| -212 | -853           |                |
| -213 | -857           |                |
| -214 | -861           |                |
| -215 | -865           |                |
| -216 | -869           |                |
| -217 | -873           |                |
| -218 | -877           |                |
| -219 | -881           |                |
| -220 | -885           |                |
| -221 | -889           |                |
| -222 | -893           |                |
| -223 | -897           |                |
| -224 | -901           |                |
| -225 | -905           |                |
| -226 | -909           |                |
| -227 | -913           |                |
| -228 | -917           |                |
| -229 | -921           |                |
| -230 | -925           |                |
| -231 | -929           |                |
| -232 | -933           |                |
| -233 | -937           |                |
| -234 | -941           |                |
| -235 | -945           |                |
| -236 | -949           |                |
| -237 | -953           |                |
| -238 | -957           |                |
| -239 | -961           |                |
| -240 | -965           |                |
| -241 | -969           |                |
| -242 | -973           |                |
| -243 | -977           |                |
| -244 | -981           |                |
| -245 | -985           |                |
| -246 | -989           |                |
| -247 | -993           |                |
| -248 | -997           |                |
| -249 | -1001          |                |
| -250 | -1005          |                |
| -251 | -1009          |                |
| -252 | -1013          |                |
| -253 | -1017          |                |
| -254 | -1021          |                |
| -255 | -1025          |                |
| -256 | -1029          |                |
| -257 | -1033          |                |
| -258 | -1037          |                |
| -259 | -1041          |                |
| -260 | -1045          |                |
| -261 | -1049          |                |
| -262 | -1053          |                |
| -263 | -1057          |                |
| -264 | -1061          |                |
| -265 | -1065          |                |
| -266 | -1069          |                |
| -267 | -1073          |                |
| -268 | -1077          |                |
| -269 | -1081          |                |
| -270 | -1085          |                |
| -271 | -1089          |                |
| -272 | -1093          |                |
| -273 | -1097          |                |
| -274 | -1101          |                |
| -275 | -1105          |                |
| -276 | -1109          |                |
| -277 | -1113          |                |
| -278 | -1117          |                |
| -279 | -1121          |                |
| -280 | -1125          |                |
| -281 | -1129          |                |
| -282 | -1133          |                |
| -283 | -1137          |                |
| -284 | -1141          |                |
| -285 | -1145          |                |
| -286 | -1149          |                |
| -287 | -1153          |                |
| -288 | -1157          |                |
| -289 | -1161          |                |
| -290 | -1165          |                |
| -291 | -1169          |                |
| -292 | -1173          |                |
| -293 | -1177          |                |
| -294 | -1181          |                |
| -295 | -1185          |                |
| -296 | -1189          |                |
| -297 | -1193          |                |
| -298 | -1197          |                |
| -299 | -1201          |                |
| -300 | -1205          |                |
| -301 | -1209          |                |
| -302 | -1213          |                |
| -303 | -1217          |                |
| -304 | -1221          |                |
| -305 | -1225          |                |
| -306 | -1229          |                |
| -307 | -1233          |                |
| -308 | -1237          |                |
| -309 | -1241          |                |
| -310 | -1245          |                |
| -311 | -1249          |                |
| -312 | -1253          |                |
| -313 | -1257          |                |
| -314 | -1261          |                |
| -315 | -1265          |                |
| -316 | -1269          |                |
| -317 | -1273          |                |
| -318 | -1277          |                |
| -319 | -1281          |                |
| -320 | -1285          |                |
| -321 | -1289          |                |
| -322 | -1293          |                |
| -323 | -1297          |                |
| -324 | -1301          |                |
| -325 | -1305          |                |
| -326 | -1309          |                |
| -327 | -1313          |                |
| -328 | -1317          |                |
| -329 | -1321          |                |
| -330 | -1325          |                |
| -331 | -1329          |                |
| -332 | -1333          |                |
| -333 | -1337          |                |
| -334 | -1341          |                |
| -335 | -1345          |                |
| -336 | -1349          |                |
| -337 | -1353          |                |
| -338 | -1357          |                |
| -339 | -1361          |                |
| -340 | -1365          |                |
| -341 | -1369          |                |
| -342 | -1373          |                |
| -343 | -1377          |                |
| -344 | -1381          |                |
| -345 | -1385          |                |
| -346 | -1389          |                |
| -347 | -1393          |                |
| -348 | -1397          |                |
| -349 | -1401          |                |
| -350 | -1405          |                |
| -351 | -1409          |                |
| -352 | -1413          |                |
| -353 | -1417          |                |
| -354 | -1421          |                |
| -355 | -1425          |                |
| -356 | -1429          |                |
| -357 | -1433          |                |
| -358 | -1437          |                |
| -359 | -1441          |                |
| -360 | -1445          |                |
| -361 | -1449          |                |
| -362 | -1453          |                |
| -363 | -1457          |                |
| -364 | -1461          |                |
| -365 | -1465          |                |
| -366 | -1469          |                |
| -367 | -1473          |                |
| -368 | -1477          |                |
| -369 | -1481          |                |
| -370 | -1485          |                |
| -371 | -1489          |                |
| -372 | -1493          |                |
| -373 | -1497          |                |
| -374 | -1501          |                |
| -375 | -1505          |                |
| -376 | -1509          |                |
| -377 | -1513          |                |
| -378 | -1517          |                |
| -379 | -1521          |                |
| -380 | -1525          |                |
| -381 | -1529          |                |
| -382 | -1533          |                |
| -383 | -1537          |                |
| -384 | -1541          |                |
| -385 | -1545          |                |
| -386 | -1549          |                |
| -387 | -1553          |                |
| -388 | -1557          |                |
| -389 | -1561          |                |
| -390 | -1565          |                |
| -391 | -1569          |                |
| -392 | -1573          |                |
| -393 | -1577          |                |
| -394 | -1581          |                |
| -395 | -1585          |                |
| -396 | -1589          |                |
| -397 | -1593          |                |
| -398 | -1597          |                |
| -399 | -1601          |                |
| -400 | -1605          |                |
| -401 | -1609          |                |
| -402 | -1613          |                |
| -403 | -1617          |                |
| -404 | -1621          |                |
| -405 | -1625          |                |
| -406 | -1629          |                |
| -407 | -1633          |                |
| -408 | -1637          |                |
| -409 | -1641          |                |
| -410 | -1645          |                |
| -411 | -1649          |                |
| -412 | -1653          |                |
| -413 | -1657          |                |
| -414 | -1661          |                |
| -415 | -1665          |                |
| -416 | -1669          |                |
| -417 | -1673          |                |
| -418 | -1677          |                |
| -419 | -1681          |                |
| -420 | -1685          |                |
| -421 | -1689          |                |
| -422 | -1693          |                |
| -423 | -1697          |                |
| -424 | -1701          |                |
| -425 | -1705          |                |
| -426 | -1709          |                |
| -427 | -1713          |                |
| -428 | -1717          |                |
| -429 | -1721          |                |
| -430 | -1725          |                |
| -431 | -1729          |                |
| -432 | -1733          |                |
| -433 | -1737          |                |
| -434 | -1741          |                |
| -435 | -1745          |                |
| -436 | -1749          |                |
| -437 | -1753          |                |
| -438 | -1757          |                |
| -439 | -1761          |                |
| -440 | -1765          |                |
| -441 | -1769          |                |
| -442 | -1773          |                |
| -443 | -1777          |                |
| -444 | -1781          |                |
| -445 | -1785          |                |
| -446 | -1789          |                |
| -447 | -1793          |                |
| -448 | -1797          |                |
| -449 | -1801          |                |
| -450 | -1805          |                |
| -451 | -1809          |                |
| -452 | -1813          |                |
| -453 | -1817          |                |
| -454 | -1821          |                |
| -455 | -1825          |                |
| -456 | -1829          |                |
| -457 | -1833          |                |
| -458 | -1837          |                |
| -459 | -1841          |                |
| -460 | -1845          |                |
| -461 | -1849          |                |
| -462 | -1853          |                |
| -463 | -1857          |                |
| -464 | -1861          |                |
| -465 | -1865          |                |
| -466 | -1869          |                |
| -467 | -1873          |                |
| -468 | -1877          |                |
| -469 | -1881          |                |
| -470 | -1885          |                |
| -471 | -1889          |                |
| -472 | -1893          |                |
| -473 | -1897          |                |
| -474 | -1901          |                |
| -475 | -1905          |                |
| -476 | -1909          |                |
| -477 | -1913          |                |
| -478 | -1917          |                |
| -479 | -1921          |                |
| -480 | -1925          |                |
| -481 | -1929          |                |
| -482 | -1933          |                |
| -483 | -1937          |                |
| -484 | -1941          |                |
| -485 | -1945          |                |
| -486 | -1949          |                |
| -487 | -1953          |                |
| -488 | -1957          |                |
| -489 | -1961          |                |
| -490 | -1965          |                |
| -491 | -1969          |                |



**Solution**

We begin by adding the graph of  $y = x$  to Figure 16(a). Since the points  $(-2, -1)$ ,  $(-1, 0)$ , and  $(2, 1)$  are on the graph of  $f$ , we know that the points  $(-1, -2)$ ,  $(0, -1)$ , and  $(1, 2)$  must be on the graph of  $f^{-1}$ . Keeping in mind that the graph of  $f^{-1}$  is the reflection about the line  $y = x$  of the graph of  $f$ , we can draw  $f^{-1}$ . See Figure 16(b).

Figure 16



 NOW WORK PROBLEM 31.

#### 4 Find the Inverse of a Function Defined by an Equation

The fact that the graphs of a one-to-one function  $f$  and its inverse function  $f^{-1}$  are symmetric with respect to the line  $y = x$  tells us more. It says that we can obtain  $f^{-1}$  by interchanging the roles of  $x$  and  $y$  in  $f$ . Look again at Figure 15. If  $f$  is defined by the equation

$$y = f(x)$$

then  $f^{-1}$  is defined by the equation

$$x = f(y)$$

The equation  $x = f(y)$  defines  $f^{-1}$  *implicitly*. If we can solve this equation for  $y$ , we will have the *explicit* form of  $f^{-1}$ , that is,

$$y = f^{-1}(x)$$

Let's use this procedure to find the inverse of  $f(x) = 2x + 3$ . (Since  $f$  is a linear function and is increasing, we know that  $f$  is one-to-one and so has an inverse function.)

**EXAMPLE 8****Finding the Inverse Function**

Find the inverse of  $f(x) = 2x + 3$ . Also find the domain and range of  $f$  and  $f^{-1}$ . Graph  $f$  and  $f^{-1}$  on the same coordinate axes.

**Solution**

In the equation  $y = 2x + 3$ , interchange the variables  $x$  and  $y$ . The result,

$$x = 2y + 3$$

is an equation that defines the inverse  $f^{-1}$  implicitly. To find the explicit form, we solve for  $y$ .

$$2y + 3 = x$$

$$2y = x - 3$$

$$y = \frac{1}{2}(x - 3)$$



The explicit form of the inverse  $f^{-1}$  is therefore

$$f^{-1}(x) = \frac{1}{2}(x - 3)$$

which we verified in Example 5(c).

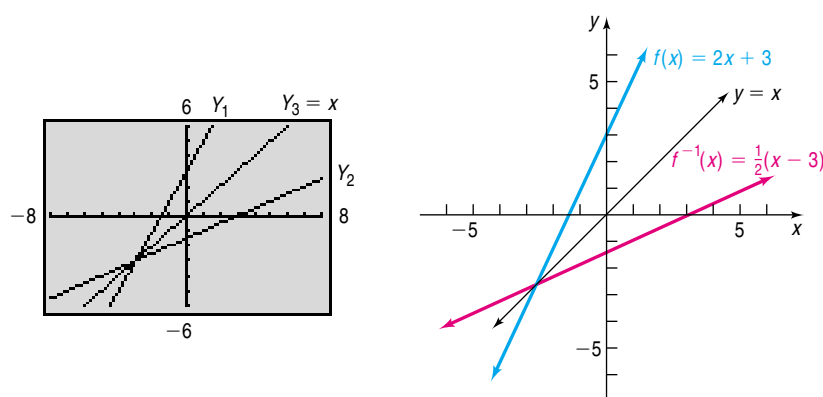
Next we find

$$\text{Domain of } f = \text{Range of } f^{-1} = (-\infty, \infty)$$

$$\text{Range of } f = \text{Domain of } f^{-1} = (-\infty, \infty)$$

The graphs of  $Y_1 = f(x) = 2x + 3$  and its inverse  $Y_2 = f^{-1}(x) = \frac{1}{2}(x - 3)$  are shown in Figure 17. Note the symmetry of the graphs with respect to the line  $Y_3 = x$ .

Figure 17



We now outline the steps to follow for finding the inverse of a one-to-one function.

### Procedure for Finding the Inverse of a One-to-One Function

**STEP 1:** In  $y = f(x)$ , interchange the variables  $x$  and  $y$  to obtain

$$x = f(y)$$

This equation defines the inverse function  $f^{-1}$  implicitly.

**STEP 2:** If possible, solve the implicit equation for  $y$  in terms of  $x$  to obtain the explicit form of  $f^{-1}$

$$y = f^{-1}(x)$$

**STEP 3:** Check the result by showing that

$$f^{-1}(f(x)) = x \quad \text{and} \quad f(f^{-1}(x)) = x$$

### EXAMPLE 9

### Finding the Inverse Function

The function

$$f(x) = \frac{2x + 1}{x - 1}, \quad x \neq 1$$

is one-to-one. Find its inverse and check the result.



**Solution****STEP 1:** Interchange the variables  $x$  and  $y$  in

$$y = \frac{2x + 1}{x - 1}$$

to obtain

$$x = \frac{2y + 1}{y - 1}$$

**STEP 2:** Solve for  $y$ .

$$x = \frac{2y + 1}{y - 1}$$

$$x(y - 1) = 2y + 1 \quad \text{Multiply both sides by } x - 1.$$

$$xy - x = 2y + 1 \quad \text{Apply the Distributive Property.}$$

$$xy - 2y = x + 1 \quad \text{Subtract } 2x \text{ from both sides; add } x \text{ to both sides.}$$

$$(x - 2)y = x + 1 \quad \text{Factor.}$$

$$y = \frac{x + 1}{x - 2} \quad \text{Divide by } x - 2.$$

The inverse is

$$f^{-1}(x) = \frac{x + 1}{x - 2}, \quad x \neq 2 \quad \text{Replace } y \text{ by } f^{-1}(x).$$

**STEP 3:** ✓ **CHECK:**

$$f^{-1}(f(x)) = f^{-1}\left(\frac{2x + 1}{x - 1}\right) = \frac{\frac{2x + 1}{x - 1} + 1}{\frac{2x + 1}{x - 1} - 2} = \frac{2x + 1 + x - 1}{2x + 1 - 2(x - 1)} = \frac{3x}{3} = x, \quad x \neq 1$$

$$f(f^{-1}(x)) = f\left(\frac{x + 1}{x - 2}\right) = \frac{2\left(\frac{x + 1}{x - 2}\right) + 1}{\frac{x + 1}{x - 2} - 1} = \frac{2(x + 1) + x - 2}{x + 1 - (x - 2)} = \frac{3x}{3} = x, \quad x \neq 2$$

**Exploration**

In Example 9, we found that, if  $f(x) = \frac{2x + 1}{x - 1}$ , then  $f^{-1}(x) = \frac{x + 1}{x - 2}$ . Compare the vertical and horizontal asymptotes of  $f$  and  $f^{-1}$ . What did you find? Are you surprised?

**Result** You should have determined that the vertical asymptote of  $f$  is  $x = 1$  and the horizontal asymptote is  $y = 2$ . The vertical asymptote of  $f^{-1}$  is  $x = 2$ , and the horizontal asymptote is  $y = 1$ .

**NOW WORK PROBLEM 49.**

We said in Chapter 2 that finding the range of a function  $f$  is not easy. However, if  $f$  is one-to-one, we can find its range by finding the domain of the inverse function  $f^{-1}$ .



**EXAMPLE 10****Finding the Range of a Function**

Find the domain and range of

$$f(x) = \frac{2x + 1}{x - 1}$$

**Solution**

The domain of  $f$  is  $\{x|x \neq 1\}$ . To find the range of  $f$ , we first find the inverse  $f^{-1}$ . Based on Example 9, we have

$$f^{-1}(x) = \frac{x + 1}{x - 2}$$

The domain of  $f^{-1}$  is  $\{x|x \neq 2\}$ , so the range of  $f$  is  $\{y|y \neq 2\}$ . ◀



**NOW WORK PROBLEM 63.**

If a function is not one-to-one, then its inverse is not a function. Sometimes, though, an appropriate restriction on the domain of such a function will yield a new function that is one-to-one. Let's look at an example of this common practice.

**EXAMPLE 11****Finding the Inverse of a Domain-restricted Function**

Find the inverse of  $y = f(x) = x^2$  if  $x \geq 0$ .

**Solution**

The function  $y = x^2$  is not one-to-one. [Refer to Example 2(a).] However, if we restrict the domain of this function to  $x \geq 0$ , as indicated, we have a new function that is increasing and therefore is one-to-one. As a result, the function defined by  $y = f(x) = x^2$ ,  $x \geq 0$ , has an inverse function,  $f^{-1}$ .

We follow the steps given previously to find  $f^{-1}$ .

**STEP 1:** In the equation  $y = x^2$ ,  $x \geq 0$ , interchange the variables  $x$  and  $y$ . The result is

$$x = y^2, \quad y \geq 0$$

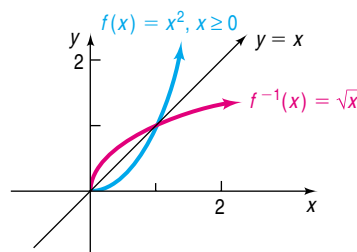
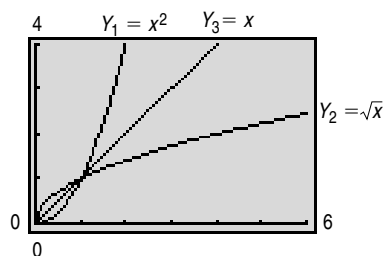
This equation defines (implicitly) the inverse function.

**STEP 2:** We solve for  $y$  to get the explicit form of the inverse. Since  $y \geq 0$ , only one solution for  $y$  is obtained, namely,  $y = \sqrt{x}$ . So  $f^{-1}(x) = \sqrt{x}$ .

**STEP 3:** ✓ **CHECK:**  $f^{-1}(f(x)) = f^{-1}(x^2) = \sqrt{x^2} = |x| = x$ , since  $x \geq 0$   
 $f(f^{-1}(x)) = f(\sqrt{x}) = (\sqrt{x})^2 = x$ . ◀

Figure 18 illustrates the graphs of  $Y_1 = f(x) = x^2$ ,  $x \geq 0$ , and  $Y_2 = f^{-1}(x) = \sqrt{x}$ .

**Figure 18**





## Summary

1. If a function  $f$  is one-to-one, then it has an inverse function  $f^{-1}$ .
2. Domain of  $f$  = Range of  $f^{-1}$ ; Range of  $f$  = Domain of  $f^{-1}$ .
3. To verify that  $f^{-1}$  is the inverse of  $f$ , show that  $f^{-1}(f(x)) = x$  for every  $x$  in the domain of  $f$  and  $f(f^{-1}(x)) = x$  for every  $x$  in the domain of  $f^{-1}$ .
4. The graphs of  $f$  and  $f^{-1}$  are symmetric with respect to the line  $y = x$ .
5. To find the range of a one-to-one function  $f$ , find the domain of the inverse function  $f^{-1}$ .



## 4.2 Assess Your Understanding

### 'Are You Prepared?'

Answers are given at the end of these exercises. If you get a wrong answer, read the pages listed in red.

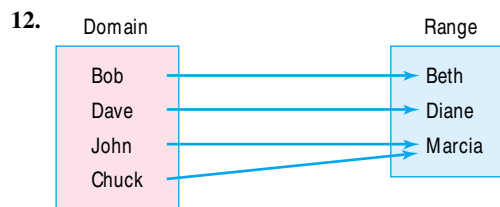
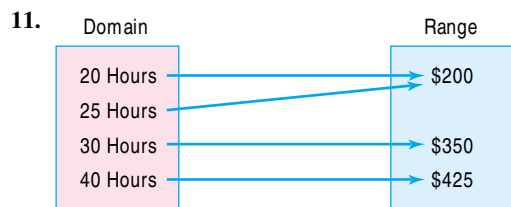
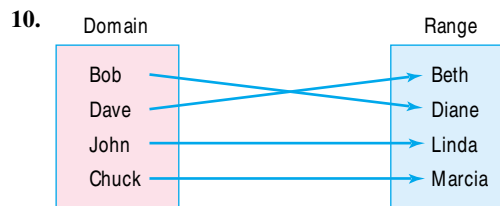
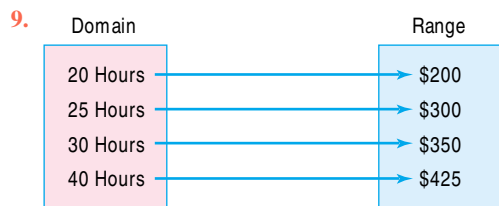
1. Is the set of ordered pairs  $\{(1, 3), (2, 3), (-1, 2)\}$  a function? Why or why not? (pp. 56–60)
2. Where is the function  $f(x) = x^2$  increasing? Where is it decreasing? (pp. 82–85)
3. What is the domain of  $f(x) = \frac{x + 5}{x^2 + 3x - 18}$ ? (pp. 64–65)

### Concepts and Vocabulary

4. If every horizontal line intersects the graph of a function  $f$  at no more than one point, then  $f$  is a(n) \_\_\_\_\_ function.
5. If  $f^{-1}$  denotes the inverse of a function  $f$ , then the graphs of  $f$  and  $f^{-1}$  are symmetric with respect to the line \_\_\_\_\_.
6. If the domain of a one-to-one function  $f$  is  $[4, \infty)$ , then the range of its inverse,  $f^{-1}$ , is \_\_\_\_\_.
7. *True or False:* If  $f$  and  $g$  are inverse functions, then the domain of  $f$  is the same as the domain of  $g$ .
8. *True or False:* If  $f$  and  $g$  are inverse functions, then their graphs are symmetric with respect to the line  $y = x$ .

### Skill Building

In Problems 9–16, determine whether the function is one-to-one.



13.  $\{(2, 6), (-3, 6), (4, 9), (1, 10)\}$

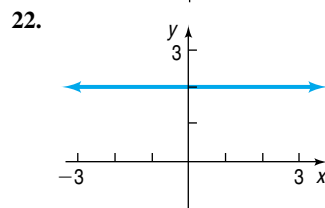
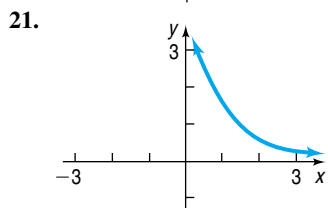
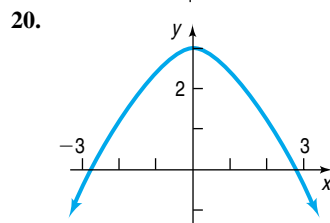
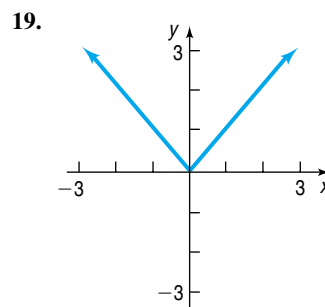
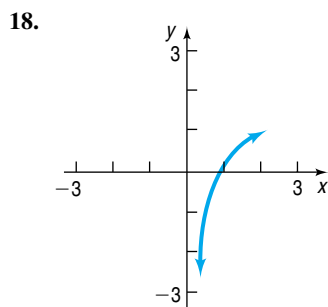
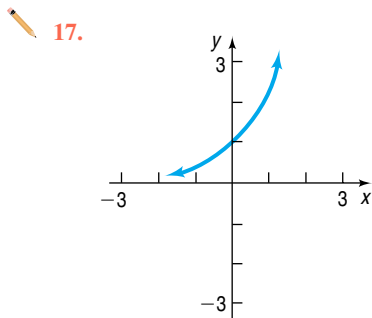
14.  $\{(-2, 5), (-1, 3), (3, 7), (4, 12)\}$

15.  $\{(0, 0), (1, 1), (2, 16), (3, 81)\}$

16.  $\{(1, 2), (2, 8), (3, 18), (4, 32)\}$



In Problems 17–22, the graph of a function  $f$  is given. Use the horizontal-line test to determine whether  $f$  is one-to-one.



In Problems 23–30, find the inverse of each one-to-one function. State the domain and the range of each inverse function.

23.

| Location                  | Annual Rainfall (inches) |
|---------------------------|--------------------------|
| Mt Waialeale, Hawaii      | 460.00                   |
| Monrovia, Liberia         | 202.01                   |
| Pago Pago, American Samoa | 196.46                   |
| Moulmein, Burma           | 191.02                   |
| Lae, Papua New Guinea     | 182.87                   |

SOURCE: Information Please Almanac

24.

| Title                                       | Domestic Gross |
|---|----------------|
| Star Wars                                   | \$460,998,007  |
| Star Wars: Episode One – The Phantom Menace | \$431,088,295  |
| E.T. the Extra Terrestrial                  | \$399,804,539  |
| Jurassic Park                               | \$357,067,947  |
| Forrest Gump                                | \$329,694,499  |

SOURCE: Information Please Almanac

25.

| Age | Monthly Cost of Life Insurance |
|-----|--------------------------------|
| 30  | \$7.09                         |
| 40  | \$8.40                         |
| 45  | \$11.29                        |

SOURCE: eterm.com

26.

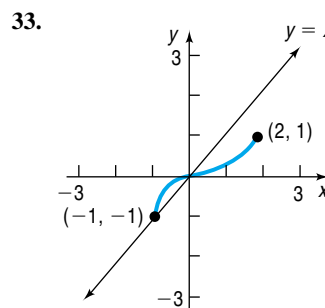
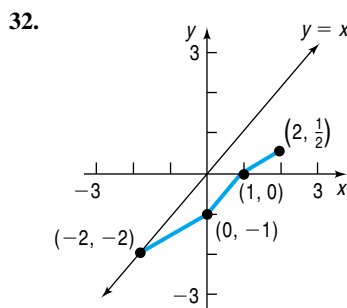
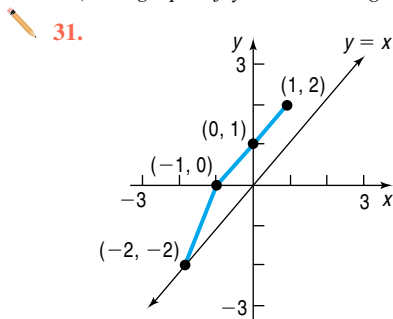
| State     | Unemployment Rate |
|-----------|-------------------|
| Virginia  | 11%               |
| Nevada    | 5.5%              |
| Tennessee | 5.1%              |
| Texas     | 6.3%              |

SOURCE: United States Statistical Abstract

27.  $\{(-3, 5), (-2, 9), (-1, 2), (0, 11), (1, -5)\}$   
 29.  $\{(-2, 1), (-3, 2), (-10, 0), (1, 9), (2, 4)\}$

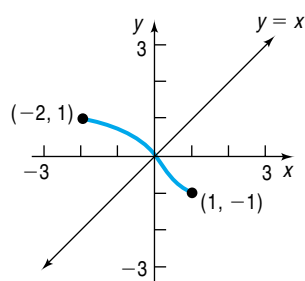
28.  $\{(-2, 2), (-1, 6), (0, 8), (1, -3), (2, 9)\}$   
 30.  $\{(-2, -8), (-1, -1), (0, 0), (1, 1), (2, 8)\}$

In Problems 31–36, the graph of a one-to-one function  $f$  is given. Draw the graph of the inverse function  $f^{-1}$ . For convenience (and as a hint), the graph of  $y = x$  is also given.

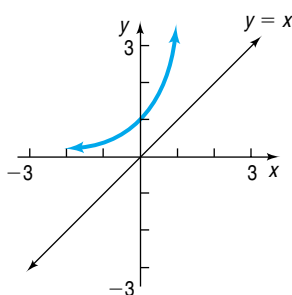




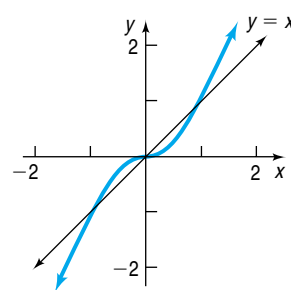
34.



35.



36.



In Problems 37–46, verify that the functions  $f$  and  $g$  are inverses of each other by showing that  $f(g(x)) = x$  and  $g(f(x)) = x$ . Give any values of  $x$  that need to be excluded.



37.  $f(x) = 3x + 4$ ;  $g(x) = \frac{1}{3}(x - 4)$

38.  $f(x) = 3 - 2x$ ;  $g(x) = -\frac{1}{2}(x - 3)$

39.  $f(x) = 4x - 8$ ;  $g(x) = \frac{x}{4} + 2$

40.  $f(x) = 2x + 6$ ;  $g(x) = \frac{1}{2}x - 3$

41.  $f(x) = x^3 - 8$ ;  $g(x) = \sqrt[3]{x + 8}$

42.  $f(x) = (x - 2)^2$ ,  $x \geq 2$ ;  $g(x) = \sqrt{x} + 2$

43.  $f(x) = \frac{1}{x}$ ;  $g(x) = \frac{1}{x}$

44.  $f(x) = x$ ;  $g(x) = x$

45.  $f(x) = \frac{2x + 3}{x + 4}$ ;  $g(x) = \frac{4x - 3}{2 - x}$

46.  $f(x) = \frac{x - 5}{2x + 3}$ ;  $g(x) = \frac{3x + 5}{1 - 2x}$

In Problems 47–58, the function  $f$  is one-to-one. Find its inverse and check your answer. State the domain and the range of  $f$  and  $f^{-1}$ . Graph  $f$ ,  $f^{-1}$ , and  $y = x$  on the same coordinate axes.

47.  $f(x) = 3x$

48.  $f(x) = -4x$



49.  $f(x) = 4x + 2$

50.  $f(x) = 1 - 3x$

51.  $f(x) = x^3 - 1$

52.  $f(x) = x^3 + 1$

53.  $f(x) = x^2 + 4$ ,  $x \geq 0$

54.  $f(x) = x^2 + 9$ ,  $x \geq 0$

55.  $f(x) = \frac{4}{x}$

56.  $f(x) = -\frac{3}{x}$

57.  $f(x) = \frac{1}{x - 2}$

58.  $f(x) = \frac{4}{x + 2}$

In Problems 59–70, the function  $f$  is one-to-one. Find its inverse and check your answer. State the domain of  $f$  and find its range using  $f^{-1}$ .

59.  $f(x) = \frac{2}{3 + x}$

60.  $f(x) = \frac{4}{2 - x}$

61.  $f(x) = \frac{3x}{x + 2}$

62.  $f(x) = \frac{-2x}{x - 1}$



63.  $f(x) = \frac{2x}{3x - 1}$

64.  $f(x) = \frac{3x + 1}{-x}$

65.  $f(x) = \frac{3x + 4}{2x - 3}$

66.  $f(x) = \frac{2x - 3}{x + 4}$

67.  $f(x) = \frac{2x + 3}{x + 2}$

68.  $f(x) = \frac{-3x - 4}{x - 2}$

69.  $f(x) = \frac{x^2 - 4}{2x^2}$ ,  $x > 0$

70.  $f(x) = \frac{x^2 + 3}{3x^2}$ ,  $x > 0$



## Applications and Extensions

71. Use the graph of  $y = f(x)$  given in Problem 31 to evaluate the following:  
 (a)  $f(-1)$  (b)  $f(1)$  (c)  $f^{-1}(1)$  (d)  $f^{-1}(2)$
72. Use the graph of  $y = f(x)$  given in Problem 32 to evaluate the following:  
 (a)  $f(2)$  (b)  $f(1)$  (c)  $f^{-1}(0)$  (d)  $f^{-1}(-1)$
73. Find the inverse of the linear function

$$f(x) = mx + b, \quad m \neq 0$$

74. Find the inverse of the function

$$f(x) = \sqrt{r^2 - x^2}, \quad 0 \leq x \leq r$$

75. A function  $f$  has an inverse function. If the graph of  $f$  lies in quadrant I, in which quadrant does the graph of  $f^{-1}$  lie?
76. A function  $f$  has an inverse function. If the graph of  $f$  lies in quadrant II, in which quadrant does the graph of  $f^{-1}$  lie?
77. The function  $f(x) = |x|$  is not one-to-one. Find a suitable restriction on the domain of  $f$  so that the new function that results is one-to-one. Then find the inverse of  $f$ .
78. The function  $f(x) = x^4$  is not one-to-one. Find a suitable restriction on the domain of  $f$  so that the new function that results is one-to-one. Then find the inverse of  $f$ .
79. **Height versus Head Circumference** The head circumference  $C$  of a child is related to the height  $H$  of the child (both in inches) through the function

$$H(C) = 2.15C - 10.53$$

- (a) Express the head circumference  $C$  as a function of height  $H$ .

(b) Predict the head circumference of a child who is 26 inches tall.

80. **Temperature Conversion** To convert from  $x$  degrees Celsius to  $y$  degrees Fahrenheit, we use the formula  $y = f(x) = \frac{9}{5}x + 32$ . To convert from  $x$  degrees Fahrenheit to  $y$  degrees Celsius, we use the formula  $y = g(x) = \frac{5}{9}(x - 32)$ . Show that  $f$  and  $g$  are inverse functions.

81. **Demand for Corn** The demand for corn obeys the equation  $p(x) = 300 - 50x$ , where  $p$  is the price per bushel (in dollars) and  $x$  is the number of bushels produced (in millions). Express the production amount  $x$  as a function of the price  $p$ .

82. **Period of a Pendulum** The period  $T$  (in seconds) of a simple pendulum is a function of its length  $l$  (in feet), given by  $T(l) = 2\pi\sqrt{\frac{l}{g}}$ , where  $g \approx 32.2$  feet per second per second is the acceleration of gravity. Express the length  $l$  as a function of the period  $T$ .

83. Given

$$f(x) = \frac{ax + b}{cx + d}$$

find  $f^{-1}(x)$ . If  $c \neq 0$ , under what conditions on  $a, b, c$ , and  $d$  is  $f = f^{-1}$ ?

## Discussion and Writing

84. Can a one-to-one function and its inverse be equal? What must be true about the graph of  $f$  for this to happen? Give some examples to support your conclusion.
85. Draw the graph of a one-to-one function that contains the points  $(-2, -3)$ ,  $(0, 0)$ , and  $(1, 5)$ . Now draw the graph of its inverse. Compare your graph to those of other students. Discuss any similarities. What differences do you see?
86. Give an example of a function whose domain is the set of real numbers and that is neither increasing nor decreasing on its domain, but is one-to-one.  
 [Hint: Use a piecewise-defined function.]

87. If a function  $f$  is even, can it be one-to-one? Explain.
88. Is every odd function one-to-one? Explain.
89. If the graph of a function and its inverse intersect, where must this necessarily occur? Can they intersect anywhere else? Must they intersect?
90. Suppose  $C(g)$  represents the cost  $C$  of manufacturing  $g$  cars. Explain what  $C^{-1}(800,000)$  represents.

## 'Are You Prepared? Answers

1. Yes; for each input  $x$  there is one output  $y$ .      2. Increasing on  $(0, \infty)$ ; decreasing on  $(-\infty, 0)$ .      3.  $\{x|x \neq -6, x \neq 3\}$



## 4.3 Exponential Functions

**PREPARING FOR THIS SECTION** Before getting started, review the following:

- Exponents (Appendix, Section A.1, pp. 956–958, and Section A.9, pp. 1032–1036)
- Graphing Techniques: Transformations (Section 2.6, pp. 118–126)
- Average Rate of Change (Section 2.3, pp. 85–87)
- Solving Equations (Appendix, Section A.5, pp. 984–997)
- Horizontal Asymptotes (Section 3.3, pp. 189–195)



Now work the 'Are You Prepared?' problems on page 282.

- OBJECTIVES**
- 1 Evaluate Exponential Functions**
  - 2 Graph Exponential Functions**
  - 3 Define the Number  $e$**
  - 4 Solve Exponential Equations**

### Evaluate Exponential Functions

In the Appendix, Section A.9, we give a definition for raising a real number  $a$  to a rational power. Based on that discussion, we gave meaning to expressions of the form

$$a^r$$

where the base  $a$  is a positive real number and the exponent  $r$  is a rational number.



But what is the meaning of  $a^x$ , where the base  $a$  is a positive real number and the exponent  $x$  is an irrational number? Although a rigorous definition requires methods discussed in calculus, the basis for the definition is easy to follow: Select a rational number  $r$  that is formed by truncating (removing) all but a finite number of digits from the irrational number  $x$ . Then it is reasonable to expect that

$$a^x \approx a^r$$

For example, take the irrational number  $\pi = 3.14159\dots$ . Then an approximation to  $a^\pi$  is

$$a^\pi \approx a^{3.14}$$

where the digits after the hundredths position have been removed from the value for  $\pi$ . A better approximation would be

$$a^\pi \approx a^{3.14159}$$

where the digits after the hundred-thousandths position have been removed. Continuing in this way, we can obtain approximations to  $a^\pi$  to any desired degree of accuracy.

Most calculators have an  $x^y$  key or a caret key  $\wedge$  for working with exponents. To evaluate expressions of the form  $a^x$ , enter the base  $a$ , then press the  $x^y$  key (or the  $\wedge$  key), enter the exponent  $x$ , and press  $=$  (or  $\text{enter}$ ).

### EXAMPLE 1

### Using a Calculator to Evaluate Powers of 2

Using a calculator, evaluate:

- (a)  $2^{1.4}$       (b)  $2^{1.41}$       (c)  $2^{1.414}$       (d)  $2^{1.4142}$       (e)  $2^{\sqrt{2}}$



Figure 19

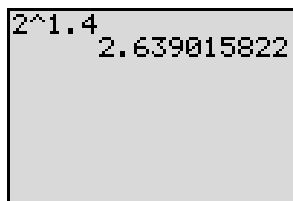
**Solution**

Figure 19 shows the solution to part (a) using a TI-84 Plus graphing calculator.

- (a)  $2^{1.4} \approx 2.639015822$       (b)  $2^{1.41} \approx 2.657371628$   
 (c)  $2^{1.414} \approx 2.66474965$       (d)  $2^{1.4142} \approx 2.665119089$   
 (e)  $2^{\sqrt{2}} \approx 2.665144143$



**NOW WORK PROBLEM 11.**

It can be shown that the familiar laws for rational exponents hold for real exponents.

**Theorem****Laws of Exponents**

If  $s, t, a$ , and  $b$  are real numbers with  $a > 0$  and  $b > 0$ , then

$$\begin{aligned} a^s \cdot a^t &= a^{s+t} & (a^s)^t &= a^{st} & (ab)^s &= a^s \cdot b^s \\ 1^s &= 1 & a^{-s} &= \frac{1}{a^s} = \left(\frac{1}{a}\right)^s & a^0 &= 1 \end{aligned} \quad (1)$$

We are now ready for the following definition:

An **exponential function** is a function of the form

$$f(x) = a^x$$

where  $a$  is a positive real number ( $a > 0$ ) and  $a \neq 1$ . The domain of  $f$  is the set of all real numbers.

**CAUTION** It is important to distinguish a power function,  $g(x) = x^n$ ,  $n \geq 2$ , an integer, from an exponential function,  $f(x) = a^x$ ,  $a \neq 1$ , a real. In a power function, the base is a variable and the exponent is a constant. In an exponential function, the base is a constant and the exponent is a variable. ■

We exclude the base  $a = 1$  because this function is simply the constant function  $f(x) = 1^x = 1$ . We also need to exclude bases that are negative; otherwise, we would have to exclude many values of  $x$  from the domain, such as  $x = \frac{1}{2}$  and  $x = \frac{3}{4}$ .

[Recall that  $(-2)^{1/2} = \sqrt{-2}$ ,  $(-3)^{3/4} = \sqrt[4]{(-3)^3} = \sqrt[4]{-27}$ , and so on, are not defined in the set of real numbers.]

Some examples of exponential functions are

$$f(x) = 2^x, \quad F(x) = \left(\frac{1}{3}\right)^x$$

Notice that in each example the base is a constant and the exponent is a variable.



You may wonder what role the base  $a$  plays in the exponential function  $f(x) = a^x$ . We use the following Exploration to find out.

### Exploration

- (a) Evaluate  $f(x) = 2^x$  at  $x = -2, -1, 0, 1, 2$ , and  $3$ .  
 (b) Evaluate  $g(x) = 3x + 2$  at  $x = -2, -1, 0, 1, 2$ , and  $3$ .  
 (c) Comment on the pattern that exists in the values of  $f$  and  $g$ .

**Result** (a) Table 2 shows the values of  $f(x) = 2^x$  for  $x = -2, -1, 0, 1, 2$ , and  $3$ .  
 (b) Table 3 shows the values of  $g(x) = 3x + 2$  for  $x = -2, -1, 0, 1, 2$ , and  $3$ .

Table 2

| $x$  | $f(x) = 2^x$                                   |
|------|--|
| $-2$ | $f(-2) = 2^{-2} = \frac{1}{2^2} = \frac{1}{4}$ |
| $-1$ | $\frac{1}{2}$                                  |
| $0$  | $1$  |
| $1$  | $2$  |
| $2$  | $4$  |
| $3$  | $8$  |

Table 3

| $x$  | $g(x) = 3x + 2$          |
|------|--------------------------|
| $-2$ | $g(-2) = 3(-2) + 2 = -4$ |
| $-1$ | $-1$                     |
| $0$  | $2$                      |
| $1$  | $5$                      |
| $2$  | $8$                      |
| $3$  | $11$                     |

- (c) In Table 2 we notice that each value of the exponential function  $f(x) = a^x = 2^x$  could be found by multiplying the previous value of the function by the base,  $a = 2$ . For example,

$$f(-1) = 2 \cdot f(-2) = 2 \cdot \frac{1}{4} = \frac{1}{2}, \quad f(0) = 2 \cdot f(-1) = 2 \cdot \frac{1}{2} = 1, \quad f(1) = 2 \cdot f(0) = 2 \cdot 1 = 2$$

and so on.

Put another way, we see that the ratio of consecutive outputs is constant for unit increases in the input. The constant equals the value of the base  $a$  of the exponential function. For example, for the function  $f(x) = 2^x$ , we notice that

$$\frac{f(-1)}{f(-2)} = \frac{\frac{1}{2}}{\frac{1}{4}} = 2, \quad \frac{f(1)}{f(0)} = \frac{2}{1} = 2, \quad \frac{f(x+1)}{f(x)} = \frac{2^{x+1}}{2^x} = 2$$

and so on.

From Table 3 we see that the function  $g(x) = 3x + 2$  does not have the ratio of consecutive outputs that are constant because it is not exponential. For example,

$$\frac{g(-1)}{g(-2)} = \frac{-1}{-4} = \frac{1}{4} \neq \frac{g(1)}{g(0)} = \frac{5}{2}$$

Instead, because  $g(x) = 3x + 2$  is a linear function, for unit increases in the input, the outputs increase by a fixed amount equal to the value of the slope,  $3$ .

The results of the Exploration lead to the following result.



**Theorem****In Words**


For an exponential function  $f(x) = a^x$ , for 1-unit changes in the input  $x$ , the ratio of consecutive outputs is the constant  $a$ .

For an exponential function  $f(x) = a^x$ ,  $a > 0$ ,  $a \neq 1$ , if  $x$  is any real number, then

$$\frac{f(x+1)}{f(x)} = a$$

**Proof**

$$\frac{f(x+1)}{f(x)} = \frac{a^{x+1}}{a^x} = a^{x+1-x} = a^1 = a$$

 NOW WORK PROBLEM 21.

**2 Graph Exponential Functions**

First, we graph the exponential function  $f(x) = 2^x$ .

**EXAMPLE 2****Graphing an Exponential Function**

Graph the exponential function:  $f(x) = 2^x$

**Table 4**

| $x$ | $Y_1$  |
|-----|--------|
| -10 | 9.8E-4 |
| -3  | .125   |
| -1  | .5     |
| 0   | 1      |
| 1   | 2      |
| 3   | 8      |
| 10  | 1024   |

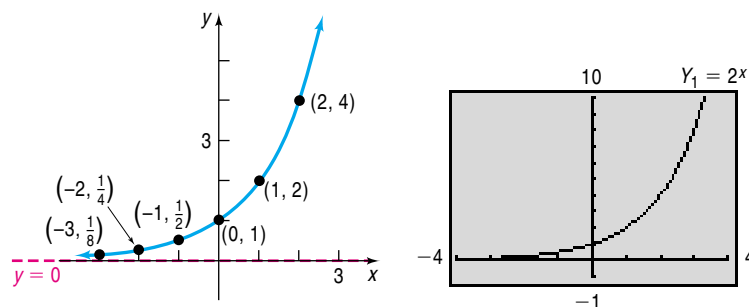
**Solution**

The domain of  $f(x) = 2^x$  is the set of all real numbers. We begin by locating some points on the graph of  $f(x) = 2^x$ , as listed in Table 4.

Since  $2^x > 0$  for all  $x$ , the range of  $f$  is  $(0, \infty)$ . From this, we conclude that the graph has no  $x$ -intercepts, and, in fact, the graph will lie above the  $x$ -axis for all  $x$ . As Table 4 indicates, the  $y$ -intercept is 1. Table 4 also indicates that as  $x \rightarrow -\infty$  the value of  $f(x) = 2^x$  gets closer and closer to 0. We conclude that the  $x$ -axis ( $y = 0$ ) is a horizontal asymptote to the graph as  $x \rightarrow -\infty$ . This gives us the end behavior for  $x$  large and negative.

To determine the end behavior for  $x$  large and positive, look again at Table 4. As  $x \rightarrow \infty$ ,  $f(x) = 2^x$  grows very quickly, causing the graph of  $f(x) = 2^x$  to rise very rapidly. It is apparent that  $f$  is an increasing function and hence is one-to-one.

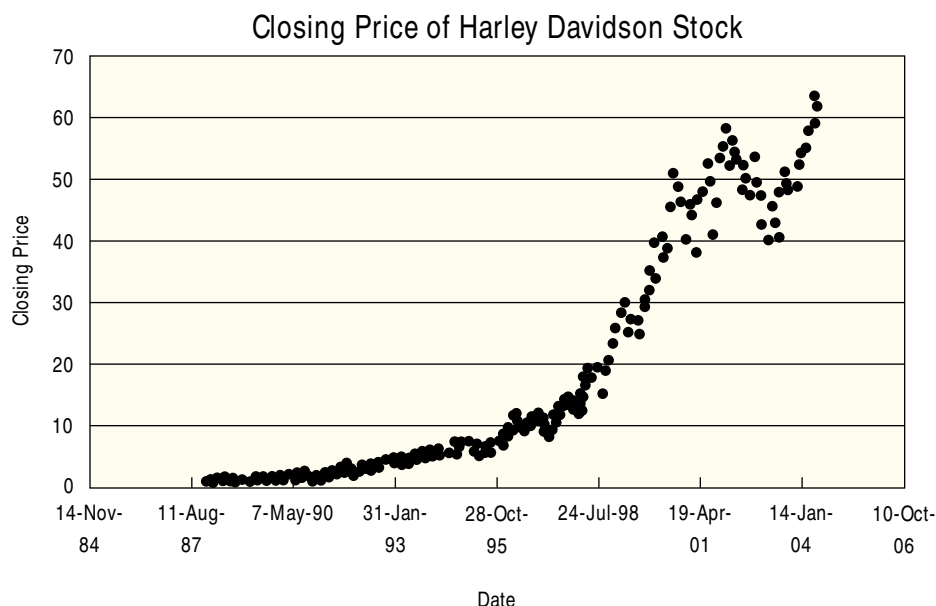
Figure 20 shows the graph of  $f(x) = 2^x$ . Notice that all the conclusions given earlier are confirmed by the graph.

**Figure 20**

As we shall see, graphs that look like the one in Figure 20 occur very frequently in a variety of situations. For example, look at the graph in Figure 21, which illus-



Figure 21



trates the closing price of a share of Harley Davidson stock. Investors might conclude from this graph that the price of Harley Davidson stock is *behaving exponentially*; that is, the graph exhibits rapid, or exponential, growth.

We shall have more to say about situations that lead to exponential growth later in this chapter. For now, we continue to seek properties of the exponential functions.

The graph of  $f(x) = 2^x$  in Figure 20 is typical of all exponential functions that have a base larger than 1. Such functions are increasing functions and hence are one-to-one. Their graphs lie above the  $x$ -axis, pass through the point  $(0, 1)$ , and thereafter rise rapidly as  $x \rightarrow \infty$ . As  $x \rightarrow -\infty$ , the  $x$ -axis ( $y = 0$ ) is a horizontal asymptote. There are no vertical asymptotes. Finally, the graphs are smooth and continuous, with no corners or gaps.

Figure 22 illustrates the graphs of two more exponential functions whose bases are larger than 1. Notice that for the larger base the graph is steeper when  $x > 0$ . Figure 23 shows that when  $x < 0$  the graph of the equation with the larger base is closer to the  $x$ -axis.

Figure 22

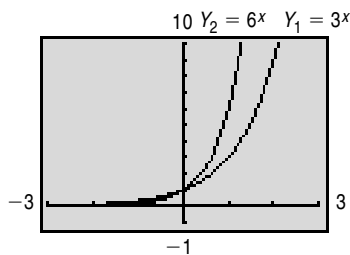
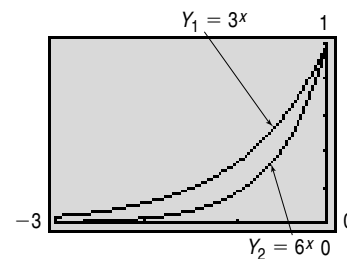


Figure 23



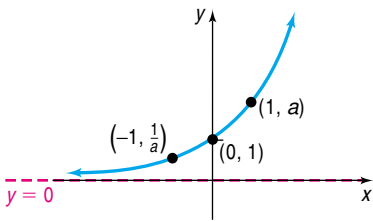
The following display summarizes the information that we have about  $f(x) = a^x$ ,  $a > 1$ .



**Properties of the Exponential Function  $f(x) = a^x, a > 1$**

- 1. The domain is the set of all real numbers; the range is the set of positive real numbers.
- 2. There are no  $x$ -intercepts; the  $y$ -intercept is 1.
- 3. The  $x$ -axis ( $y = 0$ ) is a horizontal asymptote as  $x \rightarrow -\infty$ .
- 4.  $f(x) = a^x, a > 1$ , is an increasing function and is one-to-one.
- 5. The graph of  $f$  contains the points  $(0, 1)$ ,  $(1, a)$ , and  $(-1, \frac{1}{a})$ .
- 6. The graph of  $f$  is smooth and continuous, with no corners or gaps. See Figure 24.

Figure 24  
 $f(x) = a^x, a > 1$



Now we consider  $f(x) = a^x$  when  $0 < a < 1$ .

**EXAMPLE 3** Graphing an Exponential Function

Graph the exponential function:  $f(x) = \left(\frac{1}{2}\right)^x$

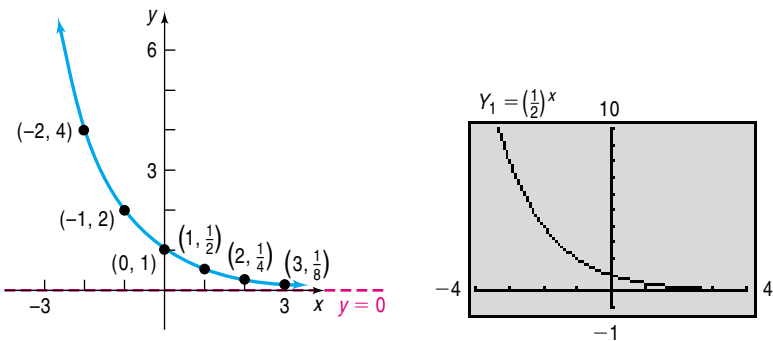
**Solution** The domain of  $f(x) = \left(\frac{1}{2}\right)^x$  consists of all real numbers. As before, we locate some points on the graph, as listed in Table 5. Since  $\left(\frac{1}{2}\right)^x > 0$  for all  $x$ , the range of  $f$  is the interval  $(0, \infty)$ . The graph lies above the  $x$ -axis and so has no  $x$ -intercepts. The  $y$ -intercept is 1. As  $x \rightarrow -\infty$ ,  $f(x) = \left(\frac{1}{2}\right)^x$  grows very quickly. As  $x \rightarrow \infty$ , the values of  $f(x)$  approach 0. The  $x$ -axis ( $y = 0$ ) is a horizontal asymptote as  $x \rightarrow \infty$ . It is apparent that  $f$  is a decreasing function and hence is one-to-one. Figure 25 illustrates the graph.

Table 5

| $x$ | $y$    |
|-----|--------|
| -10 | 1024   |
| -5  | 32     |
| -1  | 2      |
| 0   | 1      |
| 1   | .5     |
| 2   | .25    |
| 3   | .125   |
| 10  | 9.8E-4 |

$Y_1 = (1/2)^X$

Figure 25





### — Seeing the Concept —

Using a graphing utility, simultaneously graph:

(a)  $y_1 = 3^x$ ,  $y_2 = \left(\frac{1}{3}\right)^x$

(b)  $y_1 = 6^x$ ,  $y_2 = \left(\frac{1}{6}\right)^x$

Conclude that the graph of  $y_2 = \left(\frac{1}{a}\right)^x$ , for  $a > 0$ , is the reflection about the  $y$ -axis of the graph of  $y_1 = a^x$ .

We could have obtained the graph of  $y = \left(\frac{1}{2}\right)^x$  from the graph of  $y = 2^x$  using transformations. The graph of  $y = \left(\frac{1}{2}\right)^x = 2^{-x}$  is a reflection about the  $y$ -axis of the graph of  $y = 2^x$ . Compare Figures 20 and 25.

The graph of  $f(x) = \left(\frac{1}{2}\right)^x$  in Figure 25 is typical of all exponential functions that have a base between 0 and 1. Such functions are decreasing and one-to-one. Their graphs lie above the  $x$ -axis and pass through the point  $(0, 1)$ . The graphs rise rapidly as  $x \rightarrow -\infty$ . As  $x \rightarrow \infty$ , the  $x$ -axis ( $y = 0$ ) is a horizontal asymptote. There are no vertical asymptotes. Finally, the graphs are smooth and continuous, with no corners or gaps.

Figure 26 illustrates the graphs of two more exponential functions whose bases are between 0 and 1. Notice that the smaller base results in a graph that is steeper when  $x < 0$ . Figure 27 shows that when  $x > 0$  the graph of the equation with the smaller base is closer to the  $x$ -axis.

Figure 26

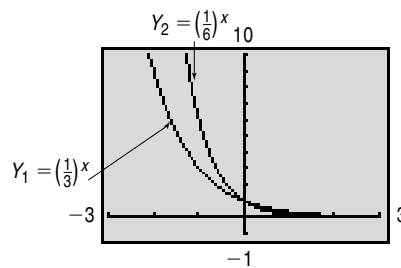
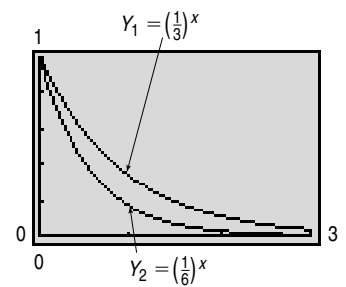


Figure 27

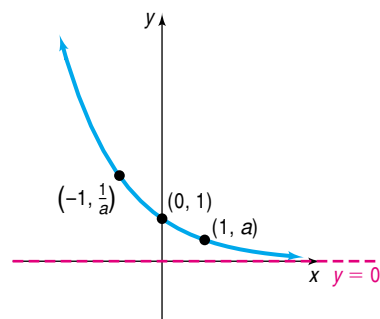


The following display summarizes the information that we have about the function  $f(x) = a^x$ ,  $0 < a < 1$ .

#### Properties of the Exponential Function $f(x) = a^x$ , $0 < a < 1$

1. The domain is the set of all real numbers; the range is the set of positive real numbers.
2. There are no  $x$ -intercepts; the  $y$ -intercept is 1.
3. The  $x$ -axis ( $y = 0$ ) is a horizontal asymptote as  $x \rightarrow \infty$ .
4.  $f(x) = a^x$ ,  $0 < a < 1$ , is a decreasing function and is one-to-one.
5. The graph of  $f$  contains the points  $(0, 1)$ ,  $(1, a)$ , and  $\left(-1, \frac{1}{a}\right)$ .
6. The graph of  $f$  is smooth and continuous, with no corners or gaps. See Figure 28.

Figure 28  
 $f(x) = a^x$ ,  $0 < a < 1$



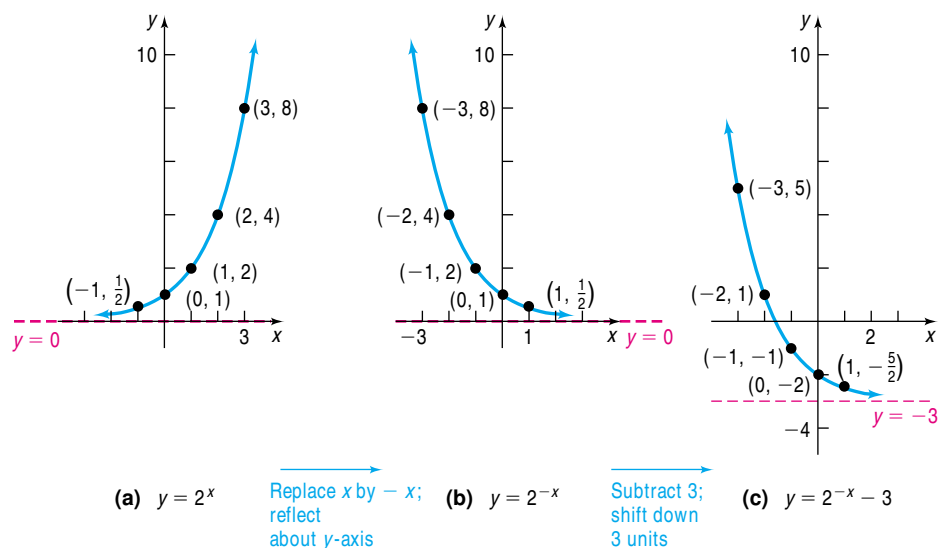


**EXAMPLE 4****Graphing Exponential Functions Using Transformations**

Graph  $f(x) = 2^{-x} - 3$  and determine the domain, range, and horizontal asymptote of  $f$ .

**Solution**

We begin with the graph of  $y = 2^x$ . Figure 29 shows the stages.

**Figure 29**

As Figure 29(c) illustrates, the domain of  $f(x) = 2^{-x} - 3$  is the interval  $(-\infty, \infty)$  and the range is the interval  $(-3, \infty)$ . The horizontal asymptote of  $f$  is the line  $y = -3$ .

✓ **CHECK:** Graph  $Y_1 = 2^{-x} - 3$  to verify the graph obtained in Figure 29(c).



**NOW WORK PROBLEM 37.**

### 3 Define the Number $e$

As we shall see shortly, many problems that occur in nature require the use of an exponential function whose base is a certain irrational number, symbolized by the letter  $e$ .

Let's look at one way of arriving at this important number  $e$ .



The **number  $e$**  is defined as the number that the expression

$$\left(1 + \frac{1}{n}\right)^n \quad (2)$$

approaches as  $n \rightarrow \infty$ . In calculus, this is expressed using limit notation as

$$e = \lim_{n \rightarrow \infty} \left(1 + \frac{1}{n}\right)^n$$



Table 6 illustrates what happens to the defining expression (2) as  $n$  takes on increasingly large values. The last number in the right column in the table is correct to nine decimal places and is the same as the entry given for  $e$  on your calculator (if expressed correctly to nine decimal places).

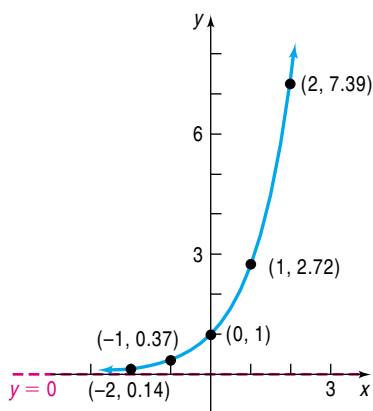
Table 6

| $n$           | $\frac{1}{n}$ | $1 + \frac{1}{n}$ | $\left(1 + \frac{1}{n}\right)^n$ |
|---------------|---------------|-------------------|----------------------------------|
| 1             | 1             | 2                 | 2                                |
| 2             | 0.5           | 1.5               | 2.25                             |
| 5             | 0.2           | 1.2               | 2.48832                          |
| 10            | 0.1           | 1.1               | 2.59374246                       |
| 100           | 0.01          | 1.01              | 2.704813829                      |
| 1,000         | 0.001         | 1.001             | 2.716923932                      |
| 10,000        | 0.0001        | 1.0001            | 2.718145927                      |
| 100,000       | 0.00001       | 1.00001           | 2.718268237                      |
| 1,000,000     | 0.000001      | 1.000001          | 2.718280469                      |
| 1,000,000,000 | $10^{-9}$     | $1 + 10^{-9}$     | 2.718281827                      |

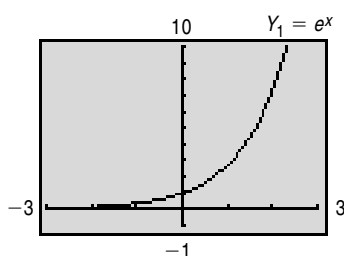
Table 7

| $x$ | $e^x$  |
|-----|--------|
| -2  | .13534 |
| -1  | .36788 |
| 0   | 1      |
| 1   | 2.7183 |
| 2   | 7.3891 |

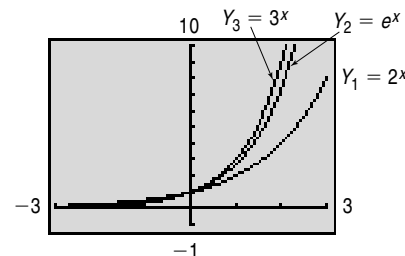
The exponential function  $f(x) = e^x$ , whose base is the number  $e$ , occurs with such frequency in applications that it is usually referred to as *the* exponential function. Graphing calculators have the key  $e^x$  or  $\exp(x)$ , which may be used to evaluate the exponential function for a given value of  $x$ . Use your calculator to find  $e^x$  for  $x = -2$ ,  $x = -1$ ,  $x = 0$ ,  $x = 1$ , and  $x = 2$ , as we have done to create Table 7. The graph of the exponential function  $f(x) = e^x$  is given in Figures 30 (a) and 30 (b). Since  $2 < e < 3$ , the graph of  $y = e^x$  is increasing and lies between the graphs of  $y = 2^x$  and  $y = 3^x$ . [See Figure 30(c)].

Figure 30  
 $y = e^x$ 

(a)



(b)



(c)

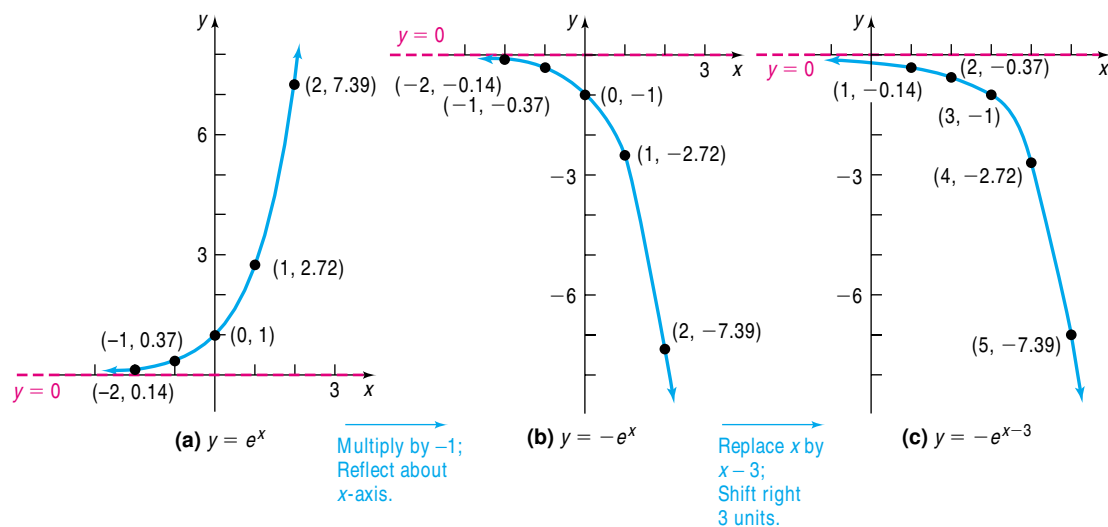


**EXAMPLE 5****Graphing Exponential Functions Using Transformations**

Graph  $f(x) = -e^{x-3}$  and determine the domain, the range, and horizontal asymptote of  $f$ .

**Solution** We begin with the graph of  $y = e^x$ . Figure 31 shows the stages.

Figure 31



As Figure 31(c) illustrates, the domain of  $f(x) = -e^{x-3}$  is the interval  $(-\infty, \infty)$ , and the range is the interval  $(-\infty, 0)$ . The horizontal asymptote is the line  $y = 0$ .

✓ **CHECK:** Graph  $Y_1 = -e^{x-3}$  to verify the graph obtained in Figure 31(c).



**NOW WORK PROBLEM 45.**

## 4 Solve Exponential Equations

Equations that involve terms of the form  $a^x$ ,  $a > 0$ ,  $a \neq 1$ , are often referred to as **exponential equations**. Such equations can sometimes be solved by appropriately applying the Laws of Exponents and property (3) below.

$$\text{If } a^u = a^v, \quad \text{then } u = v \quad (3)$$

Property (3) is a consequence of the fact that exponential functions are one-to-one. To use property (3), each side of the equality must be written with the same base.

**EXAMPLE 6****Solving an Exponential Equation**

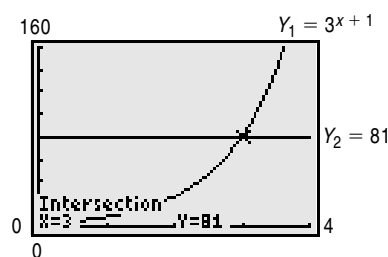
Solve:  $3^{x+1} = 81$

**Solution** Since  $81 = 3^4$ , we can write the equation as

$$3^{x+1} = 81 = 3^4$$



Figure 32



Now we have the same base, 3, on each side, so we can apply property (3) to obtain

$$\begin{aligned}x + 1 &= 4 \\x &= 3\end{aligned}$$

✓ **CHECK:** We verify the solution by graphing  $Y_1 = 3^{x+1}$  and  $Y_2 = 81$  to determine where the graphs intersect. See Figure 32. The graphs intersect at  $x = 3$ . The solution set is  $\{3\}$ .

 NOW WORK PROBLEM 53.

### EXAMPLE 7

### Solving an Exponential Equation

Solve:  $e^{-x^2} = (e^x)^2 \cdot \frac{1}{e^3}$

#### Solution

We use the Laws of Exponents first to get the base  $e$  on the right side.

$$(e^x)^2 \cdot \frac{1}{e^3} = e^{2x} \cdot e^{-3} = e^{2x-3}$$

As a result,

$$e^{-x^2} = e^{2x-3}$$

$$-x^2 = 2x - 3$$

Apply Property (3).

$$x^2 + 2x - 3 = 0$$

Place the quadratic equation in standard form.

$$(x + 3)(x - 1) = 0$$

Factor.

$$x = -3 \quad \text{or} \quad x = 1$$

Use the Zero-Product Property.

The solution set is  $\{-3, 1\}$ .

You should verify these solutions using a graphing utility.

Many applications involve the exponential functions. Let's look at one.

### EXAMPLE 8

### Exponential Probability

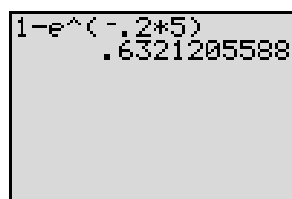
Between 9:00 PM and 10:00 PM cars arrive at Burger King's drive-thru at the rate of 12 cars per hour (0.2 car per minute). The following formula from statistics can be used to determine the probability that a car will arrive within  $t$  minutes of 9:00 PM.

$$F(t) = 1 - e^{-0.2t}$$

- Determine the probability that a car will arrive within 5 minutes of 9 PM (that is, before 9:05 PM).
- Determine the probability that a car will arrive within 30 minutes of 9 PM (before 9:30 PM).
- Graph  $F$  using your graphing utility.
- What value does  $F$  approach as  $t$  becomes unbounded in the positive direction?

#### Solution

Figure 33



- The probability that a car will arrive within 5 minutes is found by evaluating  $F(t)$  at  $t = 5$ .

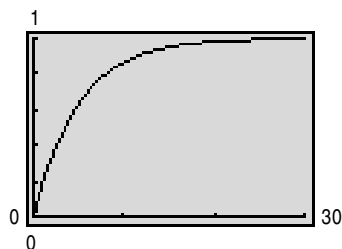
$$F(5) = 1 - e^{-0.2(5)}$$

We evaluate this expression in Figure 33. We conclude that there is a 63% probability that a car will arrive within 5 minutes.

- The probability that a car will arrive within 30 minutes is found by evaluating  $F(t)$  at  $t = 30$ .



Figure 34



$$F(30) = 1 - e^{-0.2(30)} \approx 0.9975$$

There is a 99.75% probability that a car will arrive within 30 minutes.

(c) See Figure 34 for the graph of  $F$ .

(d) As time passes, the probability that a car will arrive increases. The value that  $F$  approaches can be found by letting  $t \rightarrow \infty$ . Since  $e^{-0.2t} = \frac{1}{e^{0.2t}}$ , it follows that  $e^{-0.2t} \rightarrow 0$  as  $t \rightarrow \infty$ . Thus,  $F$  approaches 1 as  $t$  gets large. ▶



**NOW WORK PROBLEM 81.**

## Summary

### Properties of the Exponential Function

$$f(x) = a^x, \quad a > 1$$

Domain: the interval  $(-\infty, \infty)$ ; Range: the interval  $(0, \infty)$   
 $x$ -intercepts: none;  $y$ -intercept: 1  
 Horizontal asymptote:  $x$ -axis ( $y = 0$ ) as  $x \rightarrow -\infty$   
 Increasing; one-to-one; smooth; continuous  
 See Figure 24 for a typical graph.

$$f(x) = a^x, \quad 0 < a < 1$$

Domain: the interval  $(-\infty, \infty)$ ; Range: the interval  $(0, \infty)$ .  
 $x$ -intercepts: none;  $y$ -intercept: 1  
 Horizontal asymptote:  $x$ -axis ( $y = 0$ ) as  $x \rightarrow \infty$   
 Decreasing; one-to-one; smooth; continuous  
 See Figure 28 for a typical graph.

If  $a^u = a^v$ , then  $u = v$ .



## 4.3 Assess Your Understanding

### 'Are You Prepared?'

Answers are given at the end of these exercises. If you get a wrong answer, read the pages listed in red.

- $4^3 = \underline{\hspace{1cm}}$ ;  $8^{2/3} = \underline{\hspace{1cm}}$ ;  $3^{-2} = \underline{\hspace{1cm}}$ . (pp. 956–958 and pp. 1032–1036)
- Solve:  $3x^2 + 5x - 2 = 0$ . (pp. 988–995)
- True or False: To graph  $y = (x - 2)^3$ , shift the graph of  $y = x^3$  to the left 2 units. (pp. 118–120)
- Find the average rate of change of  $f(x) = 3x - 5$  from  $x = 0$  to  $x = c$ . (pp. 85–88)
- True or False: The function  $f(x) = \frac{2x}{x - 3}$  has  $y = 2$  as a horizontal asymptote. (pp. 189–195)

### Concepts and Vocabulary

- The graph of every exponential function  $f(x) = a^x$ ,  $a > 0$ ,  $a \neq 1$ , passes through three points:  $\underline{\hspace{1cm}}$ ,  $\underline{\hspace{1cm}}$ , and  $\underline{\hspace{1cm}}$ .
- If the graph of the exponential function  $f(x) = a^x$ ,  $a > 0$ ,  $a \neq 1$ , is decreasing, then  $a$  must be less than  $\underline{\hspace{1cm}}$ .
- If  $3^x = 3^4$ , then  $x = \underline{\hspace{1cm}}$ .
- True or False: The graphs of  $y = 3^x$  and  $y = \left(\frac{1}{3}\right)^x$  are identical.
- True or False: The range of the exponential function  $f(x) = a^x$ ,  $a > 0$ ,  $a \neq 1$ , is the set of all real numbers.







## 284 CHAPTER 4 Exponential and Logarithmic Functions

In Problems 37–44, use transformations to graph each function. Determine the domain, range, and horizontal asymptote of each function.

37.  $f(x) = 2^x + 1$       38.  $f(x) = 2^{x+2}$       39.  $f(x) = 3^{-x} - 2$       40.  $f(x) = -3^x + 1$   
 41.  $f(x) = 2 + 3(4^x)$       42.  $f(x) = 1 - 3(2^x)$       43.  $f(x) = 2 + 3^{x/2}$       44.  $f(x) = 1 - 2^{-x/3}$

In Problems 45–52, begin with the graph of  $y = e^x$  (Figure 30 (a)) and use transformations to graph each function. Determine the domain, range, and horizontal asymptote of each function.

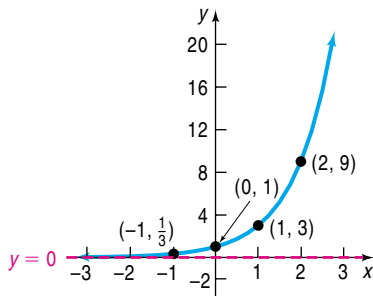
45.  $f(x) = e^{-x}$       46.  $f(x) = -e^x$       47.  $f(x) = e^{x+2}$       48.  $f(x) = e^x - 1$   
 49.  $f(x) = 5 - e^{-x}$       50.  $f(x) = 9 - 3e^{-x}$       51.  $f(x) = 2 - e^{-x/2}$       52.  $f(x) = 7 - 3e^{2x}$

In Problems 53–66, solve each equation.

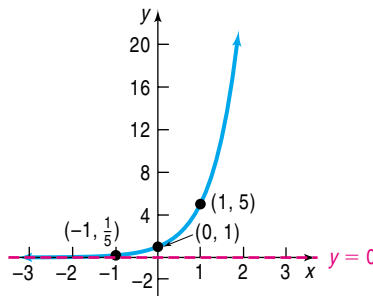
53.  $2^{2x+1} = 4$       54.  $5^{1-2x} = \frac{1}{5}$       55.  $3^{x^3} = 9^x$       56.  $4^{x^2} = 2^x$       57.  $8^{x^2-2x} = \frac{1}{2}$   
 58.  $9^{-x} = \frac{1}{3}$       59.  $2^x \cdot 8^{-x} = 4^x$       60.  $\left(\frac{1}{2}\right)^{1-x} = 4$       61.  $\left(\frac{1}{5}\right)^{2-x} = 25$       62.  $4^x - 2^x = 0$   
 63.  $4^x = 8$       64.  $9^{2x} = 27$       65.  $e^{x^2} = (e^{3x}) \cdot \frac{1}{e^2}$       66.  $(e^4)^x \cdot e^{x^2} = e^{12}$   
 67. If  $4^x = 7$ , what does  $4^{-2x}$  equal?  
 68. If  $2^x = 3$ , what does  $4^{-x}$  equal?  
 69. If  $3^{-x} = 2$ , what does  $3^{2x}$  equal?  
 70. If  $5^{-x} = 3$ , what does  $5^{3x}$  equal?

In Problems 71–74, determine the exponential function whose graph is given.

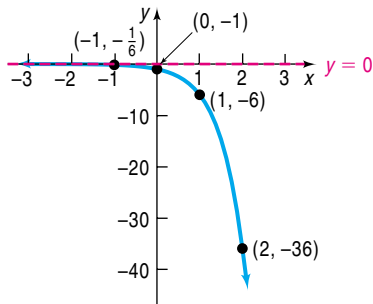
71.



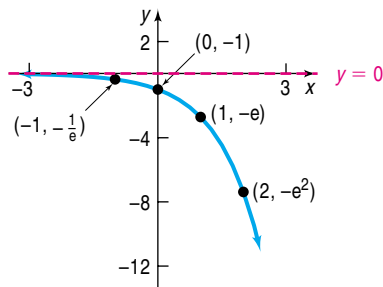
72.



73.



74.



## Applications and Extensions

- 75. Optics** If a single pane of glass obliterates 3% of the light passing through it, then the percent  $p$  of light that passes through  $n$  successive panes is given approximately by the function

$$p(n) = 100(0.97)^n$$

- (a) What percent of light will pass through 10 panes?  
 (b) What percent of light will pass through 25 panes?

- 76. Atmospheric Pressure** The atmospheric pressure  $p$  on a balloon or plane decreases with increasing height. This pressure, measured in millimeters of mercury, is related to the height  $h$  (in kilometers) above sea level by the function

$$p(h) = 760e^{-0.145h}$$

- (a) Find the atmospheric pressure at a height of 2 kilometers (over a mile).  
 (b) What is it at a height of 10 kilometers (over 30,000 feet)?



- 77. Depreciation** The price  $p$  of a Honda Civic DX Sedan that is  $x$  years old is given by

$$p(x) = 16,630(0.90)^x$$

- (a) How much does a 3-year-old Civic DX Sedan cost?  
 (b) How much does a 9-year-old Civic DX Sedan cost?

- 78. Healing of Wounds** The normal healing of wounds can be modeled by an exponential function. If  $A_0$  represents the original area of the wound and if  $A$  equals the area of the wound, then the function

$$A(n) = A_0 e^{-0.35n}$$

describes the area of a wound after  $n$  days following an injury when no infection is present to retard the healing. Suppose that a wound initially had an area of 100 square millimeters.

- (a) If healing is taking place, how large will the area of the wound be after 3 days?  
 (b) How large will it be after 10 days?

- 79. Drug Medication** The function


$$D(h) = 5e^{-0.4h}$$

can be used to find the number of milligrams  $D$  of a certain drug that is in a patient's bloodstream  $h$  hours after the drug has been administered. How many milligrams will be present after 1 hour? After 6 hours?

- 80. Spreading of Rumors** A model for the number  $N$  of people in a college community who have heard a certain rumor is

$$N = P(1 - e^{-0.15d})$$

where  $P$  is the total population of the community and  $d$  is the number of days that have elapsed since the rumor began. In a community of 1000 students, how many students will have heard the rumor after 3 days?

-  **81. Exponential Probability** Between 12:00 PM and 1:00 PM, cars arrive at Citibank's drive-thru at the rate of 6 cars per hour (0.1 car per minute). The following formula from probability can be used to determine the probability that a car will arrive within  $t$  minutes of 12:00 PM:

$$F(t) = 1 - e^{-0.1t}$$

- (a) Determine the probability that a car will arrive within 10 minutes of 12:00 PM (that is, before 12:10 PM).  
 (b) Determine the probability that a car will arrive within 40 minutes of 12:00 PM (before 12:40 PM).  
 (c) What value does  $F$  approach as  $t$  becomes unbounded in the positive direction?  
 (d) Graph  $F$  using a graphing utility.  
 (e) Using TRACE, determine how many minutes are needed for the probability to reach 50%.

- 82. Exponential Probability** Between 5:00 PM and 6:00 PM, cars arrive at Jiffy Lube at the rate of 9 cars per hour (0.15 car per minute). The following formula from probability can be used to determine the probability that a car will arrive within  $t$  minutes of 5:00 PM:

$$F(t) = 1 - e^{-0.15t}$$

- (a) Determine the probability that a car will arrive within 15 minutes of 5:00 PM (that is, before 5:15 PM).  
 (b) Determine the probability that a car will arrive within 30 minutes of 5:00 PM (before 5:30 PM).  
 (c) What value does  $F$  approach as  $t$  becomes unbounded in the positive direction?  
 (d) Graph  $F$  using a graphing utility.  
 (e) Using TRACE, determine how many minutes are needed for the probability to reach 60%.

- 83. Poisson Probability** Between 5:00 PM and 6:00 PM, cars arrive at McDonald's drive-thru at the rate of 20 cars per hour. The following formula from probability can be used to determine the probability that  $x$  cars will arrive between 5:00 PM and 6:00 PM.

$$P(x) = \frac{20^x e^{-20}}{x!}$$

where

$$x! = x \cdot (x-1) \cdot (x-2) \cdots 3 \cdot 2 \cdot 1$$

- (a) Determine the probability that  $x = 15$  cars will arrive between 5:00 PM and 6:00 PM.  
 (b) Determine the probability that  $x = 20$  cars will arrive between 5:00 PM and 6:00 PM.

- 84. Poisson Probability** People enter a line for the *Demon Roller Coaster* at the rate of 4 per minute. The following formula from probability can be used to determine the probability that  $x$  people will arrive within the next minute.

$$P(x) = \frac{4^x e^{-4}}{x!}$$

where

$$x! = x \cdot (x-1) \cdot (x-2) \cdots 3 \cdot 2 \cdot 1$$

- (a) Determine the probability that  $x = 5$  people will arrive within the next minute.  
 (b) Determine the probability that  $x = 8$  people will arrive within the next minute.

- 85. Relative Humidity** The relative humidity is the ratio (expressed as a percent) of the amount of water vapor in the air to the maximum amount that it can hold at a specific temperature. The relative humidity,  $R$ , is found using the following formula:

$$R = 10 \left( \frac{4221}{T+459.4} - \frac{4221}{D+459.4} + 2 \right)$$

where  $T$  is the air temperature (in °F) and  $D$  is the dew point temperature (in °F).

- (a) Determine the relative humidity if the air temperature is 50° Fahrenheit and the dew point temperature is 41° Fahrenheit.  
 (b) Determine the relative humidity if the air temperature is 68° Fahrenheit and the dew point temperature is 59° Fahrenheit.  
 (c) What is the relative humidity if the air temperature and the dew point temperature are the same?



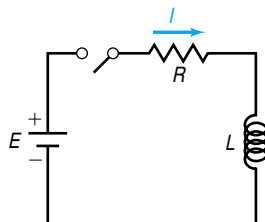
- 86. Learning Curve** Suppose that a student has 500 vocabulary words to learn. If the student learns 15 words after 5 minutes, the function

$$L(t) = 500(1 - e^{-0.0061t})$$

approximates the number of words  $L$  that the student will learn after  $t$  minutes.

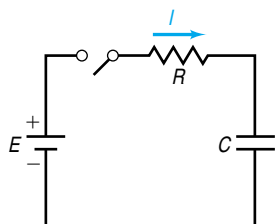
- (a) How many words will the student learn after 30 minutes?  
 (b) How many words will the student learn after 60 minutes?
- 87. Current in a  $RL$  Circuit** The equation governing the amount of current  $I$  (in amperes) after time  $t$  (in seconds) in a single  $RL$  circuit consisting of a resistance  $R$  (in ohms), an inductance  $L$  (in henrys), and an electromotive force  $E$  (in volts) is

$$I = \frac{E}{R} [1 - e^{-(R/L)t}]$$



- (a) If  $E = 120$  volts,  $R = 10$  ohms, and  $L = 5$  henrys, how much current  $I_1$  is flowing after 0.3 second? After 0.5 second? After 1 second?  
 (b) What is the maximum current?  
 (c) Graph this function  $I = I_1(t)$ , measuring  $I$  along the  $y$ -axis and  $t$  along the  $x$ -axis.  
 (d) If  $E = 120$  volts,  $R = 5$  ohms, and  $L = 10$  henrys, how much current  $I_2$  is flowing after 0.3 second? After 0.5 second? After 1 second?  
 (e) What is the maximum current?  
 (f) Graph this function  $I = I_2(t)$  on the same coordinate axes as  $I_1(t)$ .
- 88. Current in a  $RC$  Circuit** The equation governing the amount of current  $I$  (in amperes) after time  $t$  (in microseconds) in a single  $RC$  circuit consisting of a resistance  $R$  (in ohms), a capacitance  $C$  (in microfarads), and an electromotive force  $E$  (in volts) is

$$I = \frac{E}{R} e^{-t/(RC)}$$



- (a) If  $E = 120$  volts,  $R = 2000$  ohms, and  $C = 1.0$  microfarad, how much current  $I_1$  is flowing initially ( $t = 0$ )? After 1000 microseconds? After 3000 microseconds?  
 (b) What is the maximum current?  
 (c) Graph this function  $I = I_1(t)$ , measuring  $I$  along the  $y$ -axis and  $t$  along the  $x$ -axis.  
 (d) If  $E = 120$  volts,  $R = 1000$  ohms, and  $C = 2.0$  microfarads, how much current  $I_2$  is flowing initially? After 1000 microseconds? After 3000 microseconds?  
 (e) What is the maximum current?  
 (f) Graph this function  $I = I_2(t)$  on the same coordinate axes as  $I_1(t)$ .

- 89. Another Formula for  $e$**  Use a calculator to compute the values of

$$2 + \frac{1}{2!} + \frac{1}{3!} + \cdots + \frac{1}{n!}$$

for  $n = 4, 6, 8$ , and  $10$ . Compare each result with  $e$ .

[Hint:  $1! = 1$ ,  $2! = 2 \cdot 1$ ,  $3! = 3 \cdot 2 \cdot 1$ ,  $n! = n(n-1) \cdots (3)(2)(1)$ .]

- 90. Another Formula for  $e$**  Use a calculator to compute the various values of the expression. Compare the values to  $e$ .

$$2 + \frac{1}{1 + \frac{1}{2 + \frac{2}{3 + \frac{3}{4 + \frac{4}{\text{etc.}}}}}}$$

-  **91. Difference Quotient** If  $f(x) = a^x$ , show that

$$\frac{f(x+h) - f(x)}{h} = a^x \cdot \frac{a^h - 1}{h}$$

- 92.** If  $f(x) = a^x$ , show that  $f(A+B) = f(A) \cdot f(B)$ .

- 93.** If  $f(x) = a^x$ , show that  $f(-x) = \frac{1}{f(x)}$ .

- 94.** If  $f(x) = a^x$ , show that  $f(\alpha x) = [f(x)]^\alpha$ .

Problems 95 and 96 provide definitions for two other transcendental functions.

- 95.** The **hyperbolic sine function**, designated by  $\sinh x$ , is defined as

$$\sinh x = \frac{1}{2}(e^x - e^{-x})$$

- (a) Show that  $f(x) = \sinh x$  is an odd function.  
 (b) Graph  $f(x) = \sinh x$  using a graphing utility.

- 96.** The **hyperbolic cosine function**, designated by  $\cosh x$ , is defined as

$$\cosh x = \frac{1}{2}(e^x + e^{-x})$$

- (a) Show that  $f(x) = \cosh x$  is an even function.  
 (b) Graph  $f(x) = \cosh x$  using a graphing utility.



(c) Refer to Problem 95. Show that, for every  $x$ ,

$$(\cosh x)^2 - (\sinh x)^2 = 1$$

**97. Historical Problem** Pierre de Fermat (1601–1665) conjectured that the function

$$f(x) = 2^{(2^x)} + 1$$

for  $x = 1, 2, 3, \dots$ , would always have a value equal to a prime number. But Leonhard Euler (1707–1783) showed that this formula fails for  $x = 5$ . Use a calculator to determine the prime numbers produced by  $f$  for  $x = 1, 2, 3, 4$ . Then show that  $f(5) = 641 \times 6,700,417$ , which is not prime.

## Discussion and Writing

- 98.** The bacteria in a 4-liter container double every minute. After 60 minutes the container is full. How long did it take to fill half the container?
- 99.** Explain in your own words what the number  $e$  is. Provide at least two applications that require the use of this number.
- 100.** Do you think that there is a power function that increases more rapidly than an exponential function whose base is greater than 1? Explain.
- 101.** As the base  $a$  of an exponential function  $f(x) = a^x$ ,  $a > 1$ , increases, what happens to the behavior of its graph for  $x > 0$ ? What happens to the behavior of its graph for  $x < 0$ ?
- 102.** The graphs of  $y = a^{-x}$  and  $y = \left(\frac{1}{a}\right)^x$  are identical. Why?

## ‘Are You Prepared?’ Answers

1.  $64; 4; \frac{1}{9}$       2.  $\left\{-2, \frac{1}{3}\right\}$       3. False      4. 3      5. True



## 4.4 Logarithmic Functions

**PREPARING FOR THIS SECTION** Before getting started, review the following:

- Solving Inequalities (Appendix, Section A.8, pp. 1024–1025)
- Polynomial and Rational Inequalities (Section 3.5, pp. 212–215)



Now work the 'Are You Prepared?' problems on page 296.

- OBJECTIVES**
- 1** Change Exponential Expressions to Logarithmic Expressions and Logarithmic Expressions to Exponential Expressions
  - 2** Evaluate Logarithmic Expressions
  - 3** Determine the Domain of a Logarithmic Function
  - 4** Graph Logarithmic Functions
  - 5** Solve Logarithmic Equations

Recall that a one-to-one function  $y = f(x)$  has an inverse function that is defined (implicitly) by the equation  $x = f(y)$ . In particular, the exponential function  $y = f(x) = a^x$ ,  $a > 0$ ,  $a \neq 1$ , is one-to-one and hence has an inverse function that is defined implicitly by the equation

$$x = a^y, \quad a > 0, \quad a \neq 1$$

This inverse function is so important that it is given a name, the *logarithmic function*.

The **logarithmic function to the base  $a$** , where  $a > 0$  and  $a \neq 1$ , is denoted by  $y = \log_a x$  (read as “ $y$  is the logarithm to the base  $a$  of  $x$ ”) and is defined by

$$y = \log_a x \quad \text{if and only if} \quad x = a^y$$

The domain of the logarithmic function  $y = \log_a x$  is  $x > 0$ .

A *logarithm* is merely a name for a certain exponent.







**Solution**

(a)  $y = \log_2 16$

$2^y = 16$

Change to exponential form.

$2^y = 2^4$

$16 = 2^4$

$y = 4$

Equate exponents.

Therefore,  $\log_2 16 = 4$ .

(b)  $y = \log_3 \frac{1}{27}$

$3^y = \frac{1}{27}$

Change to exponential form.

$3^y = 3^{-3}$

$\frac{1}{27} = \frac{1}{3^3} = 3^{-3}$

$y = -3$

Equate exponents.

Therefore,  $\log_3 \frac{1}{27} = -3$ .

NOW WORK PROBLEM 33.

**3****Determine the Domain of a Logarithmic Function**

The logarithmic function  $y = \log_a x$  has been defined as the inverse of the exponential function  $y = a^x$ . That is, if  $f(x) = a^x$ , then  $f^{-1}(x) = \log_a x$ . Based on the discussion given in Section 4.2 on inverse functions, for a function  $f$  and its inverse  $f^{-1}$ , we have

$$\text{Domain of } f^{-1} = \text{Range of } f \quad \text{and} \quad \text{Range of } f^{-1} = \text{Domain of } f$$

Consequently, it follows that

$$\text{Domain of the logarithmic function} = \text{Range of the exponential function} = (0, \infty)$$

$$\text{Range of the logarithmic function} = \text{Domain of the exponential function} = (-\infty, \infty)$$

In the next box, we summarize some properties of the logarithmic function:

$$y = \log_a x \quad (\text{defining equation: } x = a^y)$$

$$\text{Domain: } 0 < x < \infty \quad \text{Range: } -\infty < y < \infty$$

The domain of a logarithmic function consists of the *positive* real numbers, so the argument of a logarithmic function must be greater than zero.

**EXAMPLE 5****Finding the Domain of a Logarithmic Function**

Find the domain of each logarithmic function.

(a)  $F(x) = \log_2(x + 3)$

(b)  $g(x) = \log_5\left(\frac{1+x}{1-x}\right)$

(c)  $h(x) = \log_{1/2}|x|$

**Solution**

(a) The domain of  $F$  consists of all  $x$  for which  $x + 3 > 0$ , that is,  $x > -3$ . Using interval notation, the domain of  $F$  is  $(-3, \infty)$ .



(b) The domain of  $g$  is restricted to

$$\frac{1+x}{1-x} > 0$$

Solving this inequality, we find that the domain of  $g$  consists of all  $x$  between  $-1$  and  $1$ , that is,  $-1 < x < 1$  or, using interval notation,  $(-1, 1)$ .

(c) Since  $|x| > 0$ , provided that  $x \neq 0$ , the domain of  $h$  consists of all real numbers except zero or, using interval notation,  $(-\infty, 0)$  or  $(0, \infty)$ . ▶

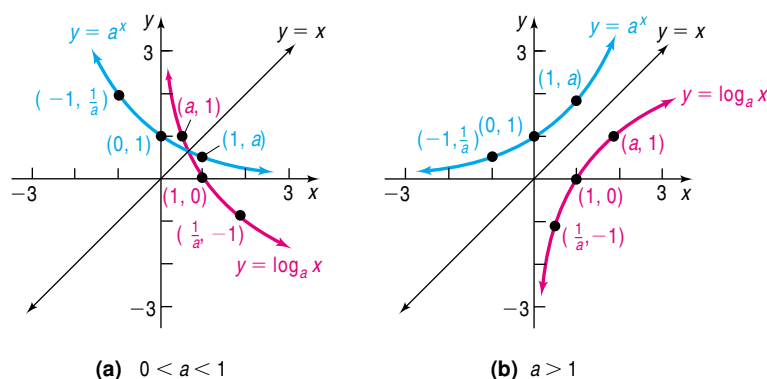


NOW WORK PROBLEMS 47 AND 53.

## 4 Graph Logarithmic Functions

Since exponential functions and logarithmic functions are inverses of each other, the graph of the logarithmic function  $y = \log_a x$  is the reflection about the line  $y = x$  of the graph of the exponential function  $y = a^x$ , as shown in Figure 35.

Figure 35



For example, to graph  $y = \log_2 x$ , graph  $y = 2^x$  and reflect it about the line  $y = x$ . See Figure 36. To graph  $y = \log_{1/3} x$ , graph  $y = \left(\frac{1}{3}\right)^x$  and reflect it about the line  $y = x$ . See Figure 37.

Figure 36

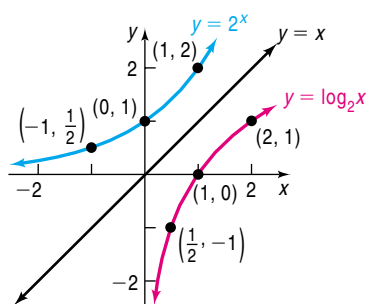
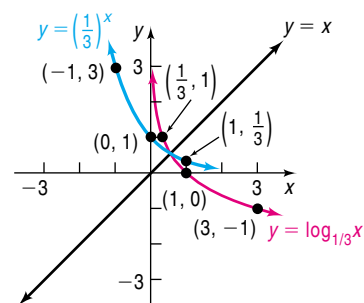


Figure 37



NOW WORK PROBLEM 63.



Properties of the Logarithmic Function  $f(x) = \log_a x$

- 1. The domain is the set of positive real numbers; the range is the set of all real numbers.
- 2. The  $x$ -intercept of the graph is 1. There is no  $y$ -intercept.
- 3. The  $y$ -axis ( $x = 0$ ) is a vertical asymptote of the graph.
- 4. A logarithmic function is decreasing if  $0 < a < 1$  and increasing if  $a > 1$ .
- 5. The graph of  $f$  contains the points  $(1, 0)$ ,  $(a, 1)$ , and  $(\frac{1}{a}, -1)$ .
- 6. The graph is smooth and continuous, with no corners or gaps.

If the base of a logarithmic function is the number  $e$ , then we have the **natural logarithm function**. This function occurs so frequently in applications that it is given a special symbol, **ln** (from the Latin, *logarithmus naturalis*). That is,

$$y = \ln x \quad \text{if and only if} \quad x = e^y \tag{1}$$

Since  $y = \ln x$  and the exponential function  $y = e^x$  are inverse functions, we can obtain the graph of  $y = \ln x$  by reflecting the graph of  $y = e^x$  about the line  $y = x$ . See Figure 38.

Figure 38

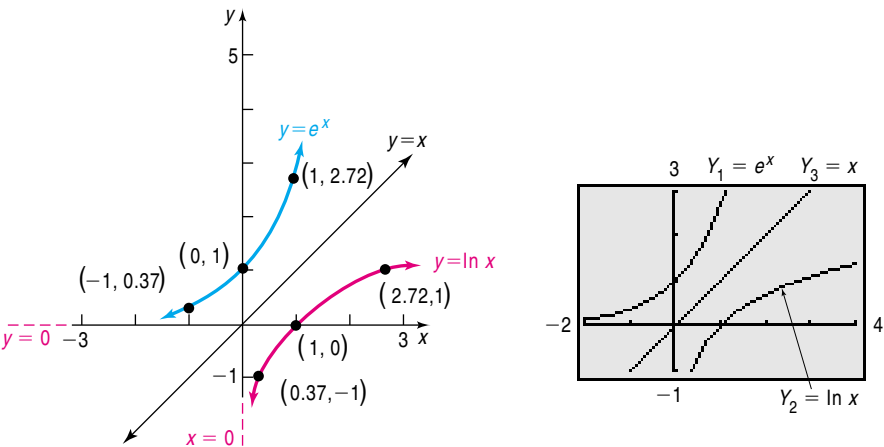


Table 8 displays other points on the graph of  $f(x) = \ln x$ . Notice for  $x \leq 0$  that we obtain an error message. Do you recall why?

Table 8

| X        | Y2     |  |
|----------|--------|--|
| -1       | ERROR  |  |
| 0.5      | .6931  |  |
| 1        | 0      |  |
| 2        | .69315 |  |
| 2.7183   | 1      |  |
| 5        | 1.6094 |  |
| Y2=ln(X) |        |  |



**EXAMPLE 6****Graphing Logarithmic Functions Using Transformations**

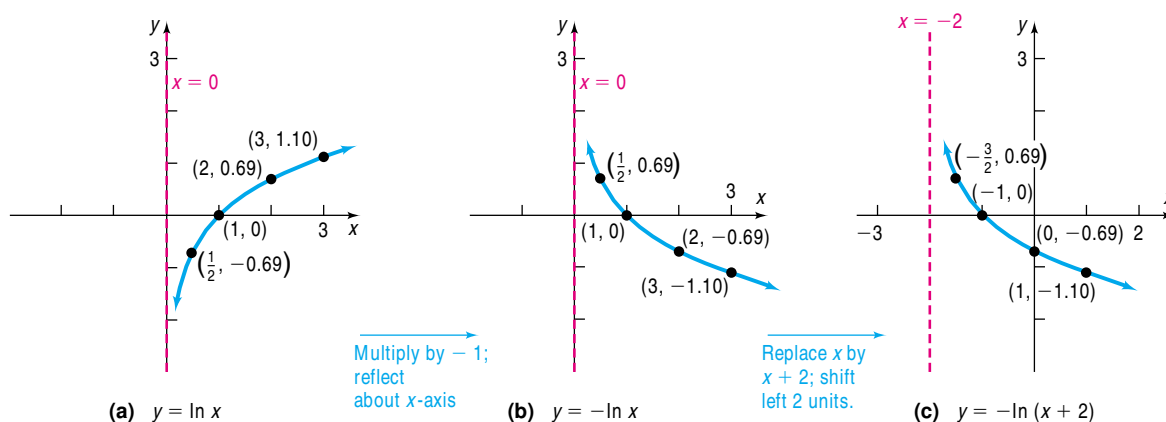
Graph  $f(x) = -\ln(x + 2)$  by starting with the graph of  $y = \ln x$ . Determine the domain, range, and vertical asymptote.

**Solution**

The domain consists of all  $x$  for which

$$x + 2 > 0 \quad \text{or} \quad x > -2$$

To obtain the graph of  $y = -\ln(x + 2)$ , we use the steps illustrated in Figure 39.

**Figure 39**

The range of  $f(x) = -\ln(x + 2)$  is the interval  $(-\infty, \infty)$ , and the vertical asymptote is  $x = -2$ . [Do you see why? The original asymptote ( $x = 0$ ) is shifted to the left 2 units.]

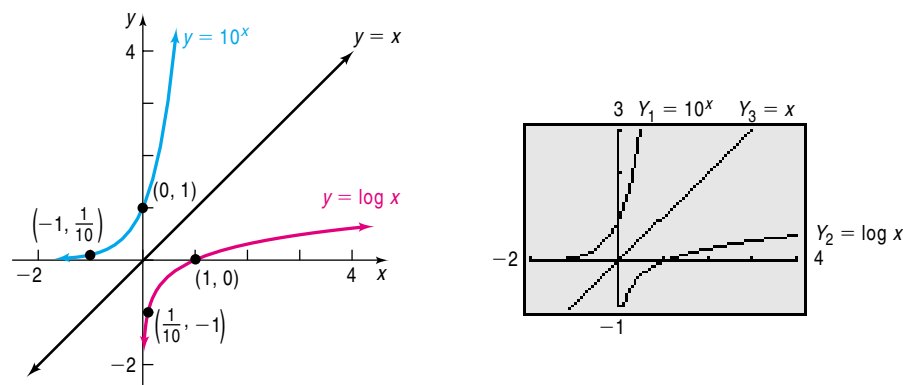
✓ **CHECK:** Graph  $Y_1 = -\ln(x + 2)$  using a graphing utility to verify Figure 39(c).

**NOW WORK PROBLEM 75.**

If the base of a logarithmic function is the number 10, then we have the **common logarithm function**. If the base  $a$  of the logarithmic function is not indicated, it is understood to be 10. That is,

$$y = \log x \quad \text{if and only if} \quad x = 10^y$$

Since  $y = \log x$  and the exponential function  $y = 10^x$  are inverse functions, we can obtain the graph of  $y = \log x$  by reflecting the graph of  $y = 10^x$  about the line  $y = x$ . See Figure 40.

**Figure 40**



**EXAMPLE 7****Graphing Logarithmic Functions Using Transformations**

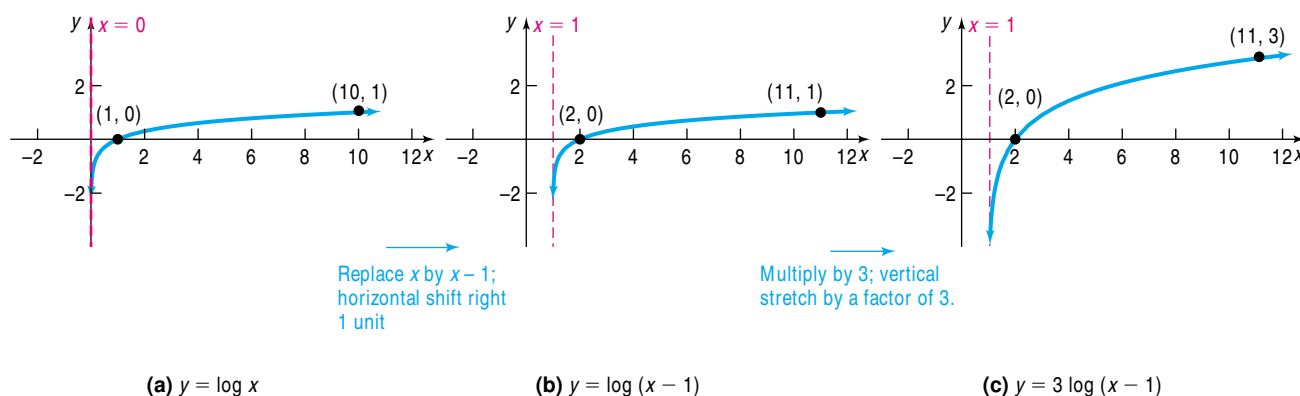
Graph  $f(x) = 3 \log(x - 1)$ . Determine the domain, range, and vertical asymptote of  $f$ .

**Solution**

The domain consists of all  $x$  for which

$$x - 1 > 0 \quad \text{or} \quad x > 1$$

To obtain the graph of  $y = 3 \log(x - 1)$ , we use the steps illustrated in Figure 41.

**Figure 41**

The range of  $f(x) = 3 \log(x - 1)$  is the interval  $(-\infty, \infty)$ , and the vertical asymptote is  $x = 1$ .

✓ **CHECK:** Graph  $Y_1 = 3 \log(x - 1)$  using a graphing utility to verify Figure 41(c).

**NOW WORK PROBLEM 85.**

**5 Solve Logarithmic Equations**

Equations that contain logarithms are called **logarithmic equations**. Care must be taken when solving logarithmic equations algebraically. Be sure to check each apparent solution in the original equation and discard any that are extraneous. In the expression  $\log_a M$ , remember that  $a$  and  $M$  are positive and  $a \neq 1$ .

Some logarithmic equations can be solved by changing from a logarithmic expression to an exponential expression.

**EXAMPLE 8****Solving a Logarithmic Equation**

Solve: (a)  $\log_3(4x - 7) = 2$  (b)  $\log_x 64 = 2$

**Solution**

(a) We can obtain an exact solution by changing the logarithm to exponential form.

$$\begin{aligned} \log_3(4x - 7) &= 2 \\ 4x - 7 &= 3^2 && \text{Change to exponential form.} \\ 4x - 7 &= 9 \\ 4x &= 16 \\ x &= 4 \end{aligned}$$



✓ **CHECK:**  $\log_3(4x - 7) = \log_3(16 - 7) = \log_3 9 = 2 \quad 3^2 = 9$

(b) We can obtain an exact solution by changing the logarithm to exponential form.

$$\log_x 64 = 2$$

$$x^2 = 64 \quad \text{Change to exponential form.}$$

$$x = \pm\sqrt{64} = \pm 8 \quad \text{Square Root Method.}$$

The base of a logarithm is always positive. As a result, we discard  $-8$ ; the only solution is 8.

✓ **CHECK:**  $\log_8 64 = 2 \quad 8^2 = 64$

### EXAMPLE 9

### Using Logarithms to Solve Exponential Equations

Solve:  $e^{2x} = 5$

#### Solution

We can obtain an exact solution by changing the exponential equation to logarithmic form.

$$e^{2x} = 5$$

$$\ln 5 = 2x \quad \text{Change to a logarithmic expression using (1).}$$

$$x = \frac{\ln 5}{2} \quad \text{Exact solution.}$$

$$\approx 0.805 \quad \text{Approximate solution.}$$



NOW WORK PROBLEMS 91 AND 103.

### EXAMPLE 10

### Alcohol and Driving

The concentration of alcohol in a person's blood is measurable. Recent medical research suggests that the risk  $R$  (given as a percent) of having an accident while driving a car can be modeled by the equation

$$R = 6e^{kx}$$

where  $x$  is the variable concentration of alcohol in the blood and  $k$  is a constant.

- Suppose that a concentration of alcohol in the blood of 0.04 results in a 10% risk ( $R = 10$ ) of an accident. Find the constant  $k$  in the equation. Graph  $R = 6e^{kx}$  using this value of  $k$ .
- Using this value of  $k$ , what is the risk if the concentration is 0.17?
- Using the same value of  $k$ , what concentration of alcohol corresponds to a risk of 100%?
- If the law asserts that anyone with a risk of having an accident of 20% or more should not have driving privileges, at what concentration of alcohol in the blood should a driver be arrested and charged with a DUI (Driving Under the Influence)?



**Solution**

- (a) For a concentration of alcohol in the blood of 0.04 and a risk of 10%, we let  $x = 0.04$  and  $R = 10$  in the equation and solve for  $k$ .

$$R = 6e^{kx}$$

$$10 = 6e^{k(0.04)}$$

$$R = 10; x = 0.04$$

$$\frac{10}{6} = e^{0.04k}$$

Divide both sides by 6.

$$0.04k = \ln \frac{10}{6} = 0.5108256$$

Change to a logarithmic expression.

$$k = 12.77$$

Solve for  $k$ .

See Figure 42 for the graph of  $R = 6e^{12.77x}$ .

- (b) Using  $k = 12.77$  and  $x = 0.17$  in the equation, we find the risk  $R$  to be

$$R = 6e^{kx} = 6e^{(12.77)(0.17)} = 52.6$$

For a concentration of alcohol in the blood of 0.17, the risk of an accident is about 52.6%.

- (c) Using  $k = 12.77$  and  $R = 100$  in the equation, we find the concentration  $x$  of alcohol in the blood to be

$$R = 6e^{kx}$$

$$100 = 6e^{12.77x}$$

$$R = 100; k = 12.77$$

$$\frac{100}{6} = e^{12.77x}$$

Divide both sides by 6.

$$12.77x = \ln \frac{100}{6} = 2.8134$$

Change to a logarithmic expression.

$$x = 0.22$$

Solve for  $x$ .

For a concentration of alcohol in the blood of 0.22, the risk of an accident is 100%.

- (d) Using  $k = 12.77$  and  $R = 20$  in the equation, we find the concentration  $x$  of alcohol in the blood to be


$$R = 6e^{kx}$$

$$20 = 6e^{12.77x}$$

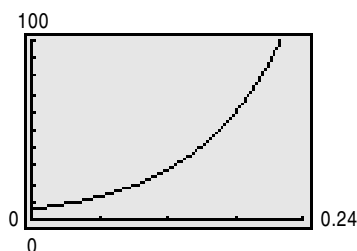
$$\frac{20}{6} = e^{12.77x}$$


$$12.77x = \ln \frac{20}{6} = 1.204$$

$$x = 0.094$$

A driver with a concentration of alcohol in the blood of 0.094 or more (9.4%) should be arrested and charged with DUI. 

**Figure 42**



**NOTE** Most states use 0.08 or 0.10 as the blood alcohol content at which a DUI citation is given. 



## Summary

### Properties of the Logarithmic Function

$$f(x) = \log_a x, \quad a > 1$$

$$(y = \log_a x \text{ means } x = a^y)$$

Domain: the interval  $(0, \infty)$ ; Range: the interval  $(-\infty, \infty)$

$x$ -intercept: 1;  $y$ -intercept: none; vertical asymptote:  $x = 0$  ( $y$ -axis); increasing; one-to-one

See Figure 43(a) for a typical graph.

$$f(x) = \log_a x, \quad 0 < a < 1$$

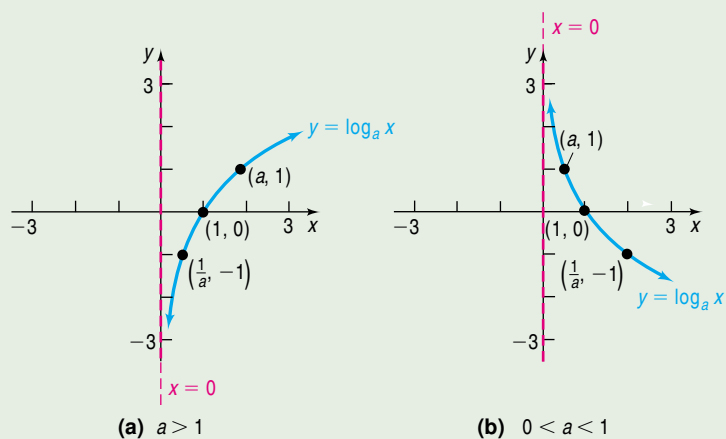
$$(y = \log_a x \text{ means } x = a^y)$$

Domain: the interval  $(0, \infty)$ ; Range: the interval  $(-\infty, \infty)$

$x$ -intercept: 1;  $y$ -intercept: none; vertical asymptote:  $x = 0$  ( $y$ -axis); decreasing; one-to-one

See Figure 43(b) for a typical graph.

Figure 43





## 4.4 Assess Your Understanding

### 'Are You Prepared?'

Answers are given at the end of these exercises. If you get a wrong answer, read the pages listed in red.

1. Solve the inequality:  $3x - 7 \leq 8 - 2x$  (pp. 1024–1025)
2. Solve the inequality:  $x^2 - x - 6 > 0$  (pp. 212–214)
3. Solve the inequality:  $\frac{x-1}{x+4} > 0$  (p. 215)

### Concepts and Vocabulary

4. The domain of the logarithmic function  $f(x) = \log_a x$  is \_\_\_\_\_.
5. The graph of every logarithmic function  $f(x) = \log_a x$ ,  $a > 0$ ,  $a \neq 1$ , passes through three points: \_\_\_\_\_, \_\_\_\_\_, and \_\_\_\_\_.
6. If the graph of a logarithmic function  $f(x) = \log_a x$ ,  $a > 0$ ,  $a \neq 1$ , is increasing, then its base must be larger than \_\_\_\_\_.
7. *True or False:* If  $y = \log_a x$ , then  $y = a^x$ .
8. *True or False:* The graph of  $f(x) = \log_a x$ ,  $a > 0$ ,  $a \neq 1$ , has an  $x$ -intercept equal to 1 and no  $y$ -intercept.

### Skill Building

In Problems 9–20, change each exponential expression to an equivalent expression involving a logarithm.



- |                          |                 |                 |                   |
|--------------------------|-----------------|-----------------|-------------------|
| 9. $9 = 3^2$             | 10. $16 = 4^2$  | 11. $a^2 = 1.6$ | 12. $a^3 = 2.1$   |
| 13. $1.1^2 = M$          | 14. $2.2^3 = N$ | 15. $2^x = 7.2$ | 16. $3^x = 4.6$   |
| 17. $x^{\sqrt{2}} = \pi$ | 18. $x^\pi = e$ | 19. $e^x = 8$   | 20. $e^{2.2} = M$ |



In Problems 21–32, change each logarithmic expression to an equivalent expression involving an exponent.

21.  $\log_2 8 = 3$       22.  $\log_3 \left(\frac{1}{9}\right) = -2$       23.  $\log_a 3 = 6$       24.  $\log_b 4 = 2$
25.  $\log_3 2 = x$       26.  $\log_2 6 = x$       27.  $\log_2 M = 1.3$       28.  $\log_3 N = 2.1$
29.  $\log_{\sqrt{2}} \pi = x$       30.  $\log_{\pi} x = \frac{1}{2}$       31.  $\ln 4 = x$       32.  $\ln x = 4$

In Problems 33–44, find the exact value of each logarithm without using a calculator.

33.  $\log_2 1$       34.  $\log_8 8$       35.  $\log_5 25$       36.  $\log_3 \left(\frac{1}{9}\right)$
37.  $\log_{1/2} 16$       38.  $\log_{1/3} 9$       39.  $\log_{10} \sqrt{10}$       40.  $\log_5 \sqrt[3]{25}$
41.  $\log_{\sqrt{2}} 4$       42.  $\log_{\sqrt{3}} 9$       43.  $\ln \sqrt{e}$       44.  $\ln e^3$

In Problems 45–56, find the domain of each function.

45.  $f(x) = \ln(x - 3)$       46.  $g(x) = \ln(x - 1)$       47.  $F(x) = \log_2 x^2$
48.  $H(x) = \log_5 x^3$       49.  $f(x) = 3 - 2 \log_4 \frac{x}{2}$       50.  $g(x) = 8 + 5 \ln(2x)$
51.  $f(x) = \ln\left(\frac{1}{x+1}\right)$       52.  $g(x) = \ln\left(\frac{1}{x-5}\right)$       53.  $g(x) = \log_5\left(\frac{x+1}{x}\right)$
54.  $h(x) = \log_3\left(\frac{x}{x-1}\right)$       55.  $f(x) = \sqrt{\ln x}$       56.  $g(x) = \frac{1}{\ln x}$

In Problems 57–60, use a calculator to evaluate each expression. Round your answer to three decimal places.

57.  $\ln \frac{5}{3}$       58.  $\frac{\ln 5}{3}$       59.  $\frac{\ln \frac{10}{3}}{0.04}$       60.  $\frac{\ln \frac{2}{3}}{-0.1}$
61. Find  $a$  so that the graph of  $f(x) = \log_a x$  contains the point  $(2, 2)$ .
62. Find  $a$  so that the graph of  $f(x) = \log_a x$  contains the point  $\left(\frac{1}{2}, -4\right)$ .

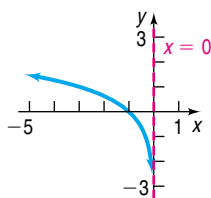
In Problems 63–66, graph each logarithmic function by hand.

63.  $y = \log_3 x$       64.  $y = \log_{1/2} x$       65.  $y = \log_{1/4} x$       66.  $y = \log_5 x$

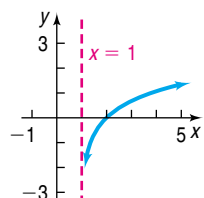
In Problems 67–74, the graph of a logarithmic function is given. Match each graph to one of the following functions:

- A.  $y = \log_3 x$       B.  $y = \log_3(-x)$       C.  $y = -\log_3 x$       D.  $y = -\log_3(-x)$
- E.  $y = \log_3 x - 1$       F.  $y = \log_3(x - 1)$       G.  $y = \log_3(1 - x)$       H.  $y = 1 - \log_3 x$

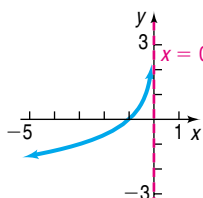
67.



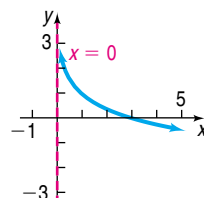
68.



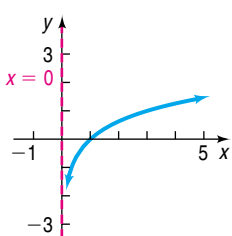
69.



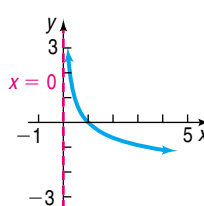
70.



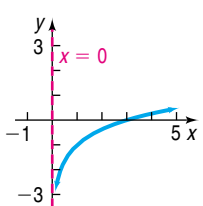
71.



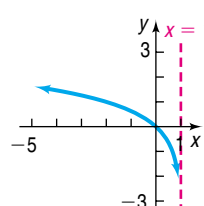
72.



73.



74.





In Problems 75–90, use transformations to graph each function. Determine the domain, range, and vertical asymptote of each function.

75.  $f(x) = \ln(x + 4)$       76.  $f(x) = \ln(x - 3)$       77.  $f(x) = 2 + \ln x$       78.  $f(x) = -\ln(-x)$   
 79.  $g(x) = \ln(2x)$       80.  $h(x) = \ln\left(\frac{1}{2}x\right)$       81.  $f(x) = 3 \ln x$       82.  $f(x) = -2 \ln x$   
 83.  $f(x) = \log(x - 4)$       84.  $f(x) = \log(x + 5)$       85.  $h(x) = 4 \log x$       86.  $g(x) = -3 \log x$   
 87.  $F(x) = \log(2x)$       88.  $G(x) = \log(5x)$       89.  $h(x) = 3 + \log(x + 2)$       90.  $g(x) = 2 - \log(x + 1)$

In Problems 91–110, solve each equation.

91.  $\log_3 x = 2$       92.  $\log_5 x = 3$       93.  $\log_2(2x + 1) = 3$       94.  $\log_3(3x - 2) = 2$   
 95.  $\log_x 4 = 2$       96.  $\log_x\left(\frac{1}{8}\right) = 3$       97.  $\ln e^x = 5$       98.  $\ln e^{-2x} = 8$   
 99.  $\log_4 64 = x$       100.  $\log_5 625 = x$       101.  $\log_3 243 = 2x + 1$       102.  $\log_6 36 = 5x + 3$   
 103.  $e^{3x} = 10$       104.  $e^{-2x} = \frac{1}{3}$       105.  $e^{2x+5} = 8$       106.  $e^{-2x+1} = 13$   
 107.  $\log_3(x^2 + 1) = 2$       108.  $\log_5(x^2 + x + 4) = 2$       109.  $\log_2 8^x = -3$       110.  $\log_3 3^x = -1$

## Applications and Extensions

In Problems 111–114, (a) graph each function and state its domain, range, and asymptote; (b) determine the inverse function; (c) use the graph obtained in (a) to graph the inverse and state its domain, range, and asymptote.

111.  $f(x) = 2^x$       112.  $f(x) = 5^x$       113.  $f(x) = 2^{x+3}$       114.  $f(x) = 5^x - 2$

- 115. Chemistry** The pH of a chemical solution is given by the formula

$$\text{pH} = -\log_{10}[\text{H}^+]$$

where  $[\text{H}^+]$  is the concentration of hydrogen ions in moles per liter. Values of pH range from 0 (acidic) to 14 (alkaline).

- (a) What is the pH of a solution for which  $[\text{H}^+]$  is 0.1?  
 (b) What is the pH of a solution for which  $[\text{H}^+]$  is 0.01?  
 (c) What is the pH of a solution for which  $[\text{H}^+]$  is 0.001?  
 (d) What happens to pH as the hydrogen ion concentration decreases?  
 (e) Determine the hydrogen ion concentration of an orange (pH = 3.5).  
 (f) Determine the hydrogen ion concentration of human blood (pH = 7.4).

- 116. Diversity Index** Shannon's diversity index is a measure of the diversity of a population. The diversity index is given by the formula

$$H = -(p_1 \log p_1 + p_2 \log p_2 + \cdots + p_n \log p_n)$$

where  $p_1$  is the proportion of the population that is species 1,  $p_2$  is the proportion of the population that is species 2, and so on.

- (a) According to the U.S. Census Bureau, the distribution of race in the United States in 2000 was as follows:

| Race                                | Proportion |
|-------------------------------------|------------|
| American Indian or Native Alaskan   | 0.014      |
| Asian                               | 0.041      |
| Black or African American           | 0.128      |
| Hispanic                            | 0.124      |
| Native Hawaiian or Pacific Islander | 0.003      |
| W hite                              | 0.690      |

**SOURCE:** U.S. Census Bureau

Compute the diversity index of the United States in 2000.

- (b) The largest value of the diversity index is given by  $H_{\max} = \log(S)$ , where  $S$  is the number of categories of race. Compute  $H_{\max}$ .  
 (c) The evenness ratio is given by  $E_H = \frac{H}{H_{\max}}$ , where  $0 \leq E_H \leq 1$ . If  $E_H = 1$ , there is complete evenness. Compute the evenness ratio for the United States.  
 (d) Obtain the distribution of race for the United States in 1990 from the Census Bureau. Compute Shannon's diversity index. Is the United States becoming more diverse? Why?



- 117. Atmospheric Pressure** The atmospheric pressure  $p$  on a balloon or an aircraft decreases with increasing height. This pressure, measured in millimeters of mercury, is related to the height  $h$  (in kilometers) above sea level by the formula

$$p = 760e^{-0.145h}$$

- Find the height of an aircraft if the atmospheric pressure is 320 millimeters of mercury.
- Find the height of a mountain if the atmospheric pressure is 667 millimeters of mercury.

- 118. Healing of Wounds** The normal healing of wounds can be modeled by an exponential function. If  $A_0$  represents the original area of the wound and if  $A$  equals the area of the wound, then the formula

$$A = A_0e^{-0.35n}$$

describes the area of a wound after  $n$  days following an injury when no infection is present to retard the healing. Suppose that a wound initially had an area of 100 square millimeters.

- If healing is taking place, after how many days will the wound be one-half its original size?
- How long before the wound is 10% of its original size?

- 119. Exponential Probability** Between 12:00 PM and 1:00 PM, cars arrive at Citibank's drive-thru at the rate of 6 cars per hour (0.1 car per minute). The following formula from statistics can be used to determine the probability that a car will arrive within  $t$  minutes of 12:00 PM.

$$F(t) = 1 - e^{-0.1t}$$

- Determine how many minutes are needed for the probability to reach 50%.
- Determine how many minutes are needed for the probability to reach 80%.
- Is it possible for the probability to equal 100%? Explain.

- 120. Exponential Probability** Between 5:00 PM and 6:00 PM, cars arrive at Jiffy Lube at the rate of 9 cars per hour (0.15 car per minute). The following formula from statistics can be used to determine the probability that a car will arrive within  $t$  minutes of 5:00 PM.

$$F(t) = 1 - e^{-0.15t}$$

- Determine how many minutes are needed for the probability to reach 50%.

- Determine how many minutes are needed for the probability to reach 80%.

- 121. Drug Medication** The formula

$$D = 5e^{-0.4h}$$

can be used to find the number of milligrams  $D$  of a certain drug that is in a patient's bloodstream  $h$  hours after the drug has been administered. When the number of milligrams reaches 2, the drug is to be administered again. What is the time between injections?

- 122. Spreading of Rumors** A model for the number  $N$  of people in a college community who have heard a certain rumor is

$$N = P(1 - e^{-0.15d})$$

where  $P$  is the total population of the community and  $d$  is the number of days that have elapsed since the rumor began. In a community of 1000 students, how many days will elapse before 450 students have heard the rumor?

- 123. Current in a  $RL$  Circuit** The equation governing the amount of current  $I$  (in amperes) after time  $t$  (in seconds) in a simple  $RL$  circuit consisting of a resistance  $R$  (in ohms), an inductance  $L$  (in henrys), and an electromotive force  $E$  (in volts) is

$$I = \frac{E}{R}[1 - e^{-(R/L)t}]$$

If  $E = 12$  volts,  $R = 10$  ohms, and  $L = 5$  henrys, how long does it take to obtain a current of 0.5 ampere? Of 1.0 ampere? Graph the equation.

- 124. Learning Curve** Psychologists sometimes use the function

$$L(t) = A(1 - e^{-kt})$$

to measure the amount  $L$  learned at time  $t$ . The number  $A$  represents the amount to be learned, and the number  $k$  measures the rate of learning. Suppose that a student has an amount  $A$  of 200 vocabulary words to learn. A psychologist determines that the student learned 20 vocabulary words after 5 minutes.

- Determine the rate of learning  $k$ .
- Approximately how many words will the student have learned after 10 minutes?
- After 15 minutes?
- How long does it take for the student to learn 180 words?

**Loudness of Sound** Problems 125–128 use the following discussion: The **loudness**  $L(x)$ , measured in decibels, of a sound of intensity  $x$ , measured in watts per square meter, is defined as  $L(x) = 10 \log \frac{x}{I_0}$ , where  $I_0 = 10^{-12}$  watt per square meter is the least intense sound that a human ear can detect. Determine the loudness, in decibels, of each of the following sounds.

- 125.** Normal conversation: intensity of  $x = 10^{-7}$  watt per square meter.

- 126.** Heavy city traffic: intensity of  $x = 10^{-3}$  watt per square meter.

- 127.** Amplified rock music: intensity of  $10^{-1}$  watt per square meter.

- 128.** Diesel truck traveling 40 miles per hour 50 feet away: intensity 10 times that of a passenger car traveling 50 miles per hour 50 feet away whose loudness is 70 decibels.



Problems 129 and 130 use the following discussion: The **Richter scale** is one way of converting seismographic readings into numbers that provide an easy reference for measuring the magnitude  $M$  of an earthquake. All earthquakes are compared to a **zero-level earthquake** whose seismographic reading measures 0.001 millimeter at a distance of 100 kilometers from the epicenter. An earthquake whose seismographic reading measures  $x$  millimeters has **magnitude**  $M(x)$ , given by

$$M(x) = \log\left(\frac{x}{x_0}\right)$$

where  $x_0 = 10^{-3}$  is the reading of a zero-level earthquake the same distance from its epicenter. Determine the magnitude of the following earthquakes.

**129. Magnitude of an Earthquake** Mexico City in 1985: seismographic reading of 125,892 millimeters 100 kilometers from the center.

**130. Magnitude of an Earthquake** San Francisco in 1906: seismographic reading of 7943 millimeters 100 kilometers from the center.

**131. Alcohol and Driving** The concentration of alcohol in a person's blood is measurable. Suppose that the risk  $R$  (given as a percent) of having an accident while driving a car can be modeled by the equation

$$R = 3e^{kx}$$

where  $x$  is the variable concentration of alcohol in the blood and  $k$  is a constant.

- Suppose that a concentration of alcohol in the blood of 0.06 results in a 10% risk ( $R = 10$ ) of an accident. Find the constant  $k$  in the equation.
- Using this value of  $k$ , what is the risk if the concentration is 0.17?
- Using the same value of  $k$ , what concentration of alcohol corresponds to a risk of 100%?
- If the law asserts that anyone with a risk of having an accident of 15% or more should not have driving privileges, at what concentration of alcohol in the blood should a driver be arrested and charged with a DUI?
- Compare this situation with that of Example 10. If you were a lawmaker, which situation would you support? Give your reasons.

## Discussion and Writing

- Is there any function of the form  $y = x^\alpha$ ,  $0 < \alpha < 1$ , that increases more slowly than a logarithmic function whose base is greater than 1? Explain.
- In the definition of the logarithmic function, the base  $a$  is not allowed to equal 1. Why?
- Critical Thinking** In buying a new car, one consideration might be how well the price of the car holds up over time. Different makes of cars have different depreciation rates. One way to compute a depreciation rate for a car is given here. Suppose that the current prices of a certain Mercedes automobile are as follows:

| New      | Age in Years |          |          |          |          |
|----------|--------------|----------|----------|----------|----------|
|          | 1            | 2        | 3        | 4        | 5        |
| \$38,000 | \$36,600     | \$32,400 | \$28,750 | \$25,400 | \$21,200 |

Use the formula  $\text{New} = \text{Old}(e^{Rt})$  to find  $R$ , the annual depreciation rate, for a specific time  $t$ . When might be the best time to trade in the car? Consult the NADA ("blue") book and compare two like models that you are interested in. Which has the better depreciation rate?

## 'Are You Prepared?' Answers

- $x \leq 3$
- $x < -2$  or  $x > 3$
- $x < -4$  or  $x > 1$



## 4.5 Properties of Logarithms

- OBJECTIVES**
- 1 Work with the Properties of Logarithms
  - 2 Write a Logarithmic Expression as a Sum or Difference of Logarithms
  - 3 Write a Logarithmic Expression as a Single Logarithm
  - 4 Evaluate Logarithms Whose Base Is Neither 10 nor  $e$
  - 5 Graph Logarithmic Functions Whose Base Is Neither 10 nor  $e$

### 1 Work with the Properties of Logarithms

Logarithms have some very useful properties that can be derived directly from the definition and the laws of exponents.



**EXAMPLE 1****Establishing Properties of Logarithms**

- (a) Show that  $\log_a 1 = 0$ .      (b) Show that  $\log_a a = 1$ .

**Solution**

- (a) This fact was established when we graphed  $y = \log_a x$  (see Figure 35). To show the result algebraically, let  $y = \log_a 1$ . Then

$$\begin{aligned} y &= \log_a 1 \\ a^y &= 1 && \text{Change to an exponent.} \\ a^y &= a^0 && a^0 = 1 \\ y &= 0 && \text{Solve for } y. \\ \log_a 1 &= 0 && y = \log_a 1 \end{aligned}$$

- (b) Let  $y = \log_a a$ . Then

$$\begin{aligned} y &= \log_a a \\ a^y &= a && \text{Change to an exponent.} \\ a^y &= a^1 && a^1 = a \\ y &= 1 && \text{Solve for } y. \\ \log_a a &= 1 && y = \log_a a \end{aligned}$$

To summarize:

$$\log_a 1 = 0 \quad \log_a a = 1$$

**Theorem****Properties of Logarithms**

In the properties given next,  $M$  and  $a$  are positive real numbers, with  $a \neq 1$ , and  $r$  is any real number.

The number  $\log_a M$  is the exponent to which  $a$  must be raised to obtain  $M$ . That is,

$$a^{\log_a M} = M \quad (1)$$

The logarithm to the base  $a$  of  $a$  raised to a power equals that power. That is,

$$\log_a a^r = r \quad (2)$$

The proof uses the fact that  $y = a^x$  and  $y = \log_a x$  are inverses.

**Proof of Property (1)** For inverse functions,

$$f(f^{-1}(x)) = x \quad \text{for every } x \text{ in the domain of } f^{-1}$$

Using  $f(x) = a^x$  and  $f^{-1}(x) = \log_a x$ , we find

$$f(f^{-1}(x)) = a^{\log_a x} = x \quad \text{for } x > 0$$

Now let  $x = M$  to obtain  $a^{\log_a M} = M$ , where  $M > 0$ . ■



**Proof of Property (2)** For inverse functions,

$$f^{-1}(f(x)) = x \quad \text{for all } x \text{ in the domain of } f.$$

Using  $f(x) = a^x$  and  $f^{-1}(x) = \log_a x$ , we find

$$f^{-1}(f(x)) = \log_a a^x = x \quad \text{for all real numbers } x.$$

Now let  $x = r$  to obtain  $\log_a a^r = r$ , where  $r$  is any real number. ■

### EXAMPLE 2

### Using Properties (1) and (2)

(a)  $2^{\log_2 \pi} = \pi$       (b)  $\log_{0.2} 0.2^{-\sqrt{2}} = -\sqrt{2}$       (c)  $\ln e^{kt} = kt$  ▶



**NOW WORK PROBLEM 9.**

Other useful properties of logarithms are given next.

### Theorem

#### Properties of Logarithms

In the following properties,  $M$ ,  $N$ , and  $a$  are positive real numbers, with  $a \neq 1$ , and  $r$  is any real number.

#### The Log of a Product Equals the Sum of the Logs

$$\log_a(MN) = \log_a M + \log_a N \quad (3)$$

#### The Log of a Quotient Equals the Difference of the Logs

$$\log_a\left(\frac{M}{N}\right) = \log_a M - \log_a N \quad (4)$$

#### The Log of a Power Equals the Product of the Power and the Log

$$\log_a M^r = r \log_a M \quad (5)$$

We shall derive properties (3) and (5) and leave the derivation of property (4) as an exercise (see Problem 101).

**Proof of Property (3)** Let  $A = \log_a M$  and let  $B = \log_a N$ . These expressions are equivalent to the exponential expressions

$$a^A = M \quad \text{and} \quad a^B = N$$

Now

$$\begin{aligned} \log_a(MN) &= \log_a(a^A a^B) = \log_a a^{A+B} && \text{Law of Exponents} \\ &= A + B && \text{Property (2) of logarithms} \\ &= \log_a M + \log_a N \end{aligned}$$
■

**Proof of Property (5)** Let  $A = \log_a M$ . This expression is equivalent to

$$a^A = M$$



Now

$$\begin{aligned}
 \log_a M^r &= \log_a (a^A)^r = \log_a a^{rA} && \text{Law of Exponents} \\
 &= rA && \text{Property (2) of logarithms} \\
 &= r \log_a M
 \end{aligned}$$

 NOW WORK PROBLEM 13.

## 2 Write a Logarithmic Expression as a Sum or Difference of Logarithms



Logarithms can be used to transform products into sums, quotients into differences, and powers into factors. Such transformations prove useful in certain types of calculus problems.

### EXAMPLE 3

#### Writing a Logarithmic Expression as a Sum of Logarithms

Write  $\log_a(x\sqrt{x^2+1})$ ,  $x > 0$ , as a sum of logarithms. Express all powers as factors.

**Solution**

$$\begin{aligned}
 \log_a(x\sqrt{x^2+1}) &= \log_a x + \log_a \sqrt{x^2+1} && \text{Property (3)} \\
 &= \log_a x + \log_a (x^2+1)^{1/2} \\
 &= \log_a x + \frac{1}{2} \log_a (x^2+1) && \text{Property (5)}
 \end{aligned}$$

### EXAMPLE 4

#### Writing a Logarithmic Expression as a Difference of Logarithms

Write

$$\ln \frac{x^2}{(x-1)^3}, \quad x > 1$$

as a difference of logarithms. Express all powers as factors.

**Solution**

$$\begin{aligned}
 \ln \frac{x^2}{(x-1)^3} &= \ln x^2 - \ln (x-1)^3 = 2 \ln x - 3 \ln (x-1) \\
 &\quad \uparrow \qquad \qquad \qquad \uparrow \\
 &\quad \text{Property (4)} \qquad \qquad \text{Property (5)}
 \end{aligned}$$

### EXAMPLE 5

#### Writing a Logarithmic Expression as a Sum and Difference of Logarithms

Write

$$\log_a \frac{\sqrt{x^2+1}}{x^3(x+1)^4}, \quad x > 0$$

as a sum and difference of logarithms. Express all powers as factors.


$$\begin{aligned}
 \log_a \frac{\sqrt{x^2+1}}{x^3(x+1)^4} &= \log_a \sqrt{x^2+1} - \log_a [x^3(x+1)^4] && \text{Property (4)} \\
 &= \log_a \sqrt{x^2+1} - [\log_a x^3 + \log_a (x+1)^4] && \text{Property (3)} \\
 &= \log_a (x^2+1)^{1/2} - \log_a x^3 - \log_a (x+1)^4 \\
 &= \frac{1}{2} \log_a (x^2+1) - 3 \log_a x - 4 \log_a (x+1) && \text{Property (5)}
 \end{aligned}$$

#### CAUTION

In using properties (3) through (5), be careful about the values that the variable may assume. For example, the domain of the variable for  $\log_a x$  is  $x > 0$  and for  $\log_a (x-1)$  it is  $x > 1$ . If we add these functions, the domain is  $x > 1$ . That is, the equality

$$\log_a x + \log_a (x-1) = \log_a [x(x-1)]$$

is true only for  $x > 1$ .

 NOW WORK PROBLEM 45.



### 3 Write a Logarithmic Expression as a Single Logarithm

Another use of properties (3) through (5) is to write sums and/or differences of logarithms with the same base as a single logarithm. This skill will be needed to solve certain logarithmic equations discussed in the next section.

#### EXAMPLE 6

#### Writing Expressions as a Single Logarithm

Write each of the following as a single logarithm.

- (a)  $\log_a 7 + 4 \log_a 3$       (b)  $\frac{2}{3} \ln 8 - \ln(3^4 - 8)$   
 (c)  $\log_a x + \log_a 9 + \log_a(x^2 + 1) - \log_a 5$

#### Solution

$$\begin{aligned} \text{(a)} \quad \log_a 7 + 4 \log_a 3 &= \log_a 7 + \log_a 3^4 && \text{Property (5)} \\ &= \log_a 7 + \log_a 81 \\ &= \log_a(7 \cdot 81) && \text{Property (3)} \\ &= \log_a 567 \end{aligned}$$

$$\begin{aligned} \text{(b)} \quad \frac{2}{3} \ln 8 - \ln(3^4 - 8) &= \ln 8^{2/3} - \ln(81 - 8) && \text{Property (5)} \\ &= \ln 4 - \ln 73 \\ &= \ln\left(\frac{4}{73}\right) && \text{Property (4)} \end{aligned}$$

$$\begin{aligned} \text{(c)} \quad \log_a x + \log_a 9 + \log_a(x^2 + 1) - \log_a 5 &= \log_a(9x) + \log_a(x^2 + 1) - \log_a 5 \\ &= \log_a[9x(x^2 + 1)] - \log_a 5 \\ &= \log_a \left[ \frac{9x(x^2 + 1)}{5} \right] \end{aligned}$$

**WARNING** A common error made by some students is to express the logarithm of a sum as the sum of logarithms.

$$\log_a(M + N) \text{ is not equal to } \log_a M + \log_a N$$

**Correct statement**  $\log_a(MN) = \log_a M + \log_a N$  Property (3)

Another common error is to express the difference of logarithms as the quotient of logarithms.

$$\log_a M - \log_a N \text{ is not equal to } \frac{\log_a M}{\log_a N}$$

**Correct statement**  $\log_a M - \log_a N = \log_a\left(\frac{M}{N}\right)$  Property (4)

A third common error is to express a logarithm raised to a power as the product of the power times the logarithm.

$$(\log_a M)^r \text{ is not equal to } r \log_a M$$

**Correct statement**  $\log_a M^r = r \log_a M$  Property (5)



#### NOW WORK PROBLEM 51.

Two other properties of logarithms that we need to know are consequences of the fact that the logarithmic function  $y = \log_a x$  is one-to-one.



**Theorem****Properties of Logarithms**

In the following properties,  $M$ ,  $N$ , and  $a$  are positive real numbers, with  $a \neq 1$ .

$$\text{If } M = N, \text{ then } \log_a M = \log_a N. \quad (6)$$

$$\text{If } \log_a M = \log_a N, \text{ then } M = N. \quad (7)$$

When property (6) is used, we start with the equation  $M = N$  and say “take the logarithm of both sides” to obtain  $\log_a M = \log_a N$ .

Properties (6) and (7) are useful for solving *exponential and logarithmic equations*, a topic discussed in the next section.

#### **Evaluate Logarithms Whose Base Is Neither 10 nor $e$**

Logarithms to the base 10, common logarithms, were used to facilitate arithmetic computations before the widespread use of calculators. (See the Historical Feature at the end of this section.) Natural logarithms, that is, logarithms whose base is the number  $e$ , remain very important because they arise frequently in the study of natural phenomena.

Common logarithms are usually abbreviated by writing **log**, with the base understood to be 10, just as natural logarithms are abbreviated by **ln**, with the base understood to be  $e$ .

Most calculators have both  $\boxed{\log}$  and  $\boxed{\ln}$  keys to calculate the common logarithm and natural logarithm of a number. Let's look at an example to see how to approximate logarithms having a base other than 10 or  $e$ .

**EXAMPLE 7****Approximating Logarithms Whose Base Is Neither 10 nor  $e$** 

Approximate  $\log_2 7$ . Round the answer to four decimal places.

**Solution**

Let  $y = \log_2 7$ . Then  $2^y = 7$ , so

$$2^y = 7$$

$$\ln 2^y = \ln 7 \quad \text{Property (6)}$$

$$y \ln 2 = \ln 7 \quad \text{Property (5)}$$

$$y = \frac{\ln 7}{\ln 2} \quad \text{Exact solution}$$

$$y \approx 2.8074 \quad \text{Approximate solution rounded to four decimal places}$$

Example 7 shows how to approximate a logarithm whose base is 2 by changing to logarithms involving the base  $e$ . In general, we use the **Change-of-Base Formula**.

**Theorem****Change-of-Base Formula**

If  $a \neq 1$ ,  $b \neq 1$ , and  $M$  are positive real numbers, then

$$\log_a M = \frac{\log_b M}{\log_b a} \quad (8)$$



**Proof** We derive this formula as follows: Let  $y = \log_a M$ . Then

$$a^y = M$$

$$\log_b a^y = \log_b M \quad \text{Property (6)}$$

$$y \log_b a = \log_b M \quad \text{Property (5)}$$

$$y = \frac{\log_b M}{\log_b a} \quad \text{Solve for } y.$$

$$\log_a M = \frac{\log_b M}{\log_b a} \quad y = \log_a M \quad \blacksquare$$

Since calculators have keys only for  $\boxed{\log}$  and  $\boxed{\ln}$ , in practice, the Change-of-Base Formula uses either  $b = 10$  or  $b = e$ . That is,

$$\log_a M = \frac{\log M}{\log a} \quad \text{and} \quad \log_a M = \frac{\ln M}{\ln a} \quad (9)$$

### EXAMPLE 8

#### Using the Change-of-Base Formula

Approximate: (a)  $\log_5 89$  (b)  $\log_{\sqrt{2}} \sqrt{5}$   
Round answers to four decimal places.

**Solution**

$$(a) \log_5 89 = \frac{\log 89}{\log 5} \approx \frac{1.949390007}{0.6989700043} \approx 2.7889$$

or

$$\log_5 89 = \frac{\ln 89}{\ln 5} \approx \frac{4.48863637}{1.609437912} \approx 2.7889$$

$$(b) \log_{\sqrt{2}} \sqrt{5} = \frac{\log \sqrt{5}}{\log \sqrt{2}} = \frac{\frac{1}{2} \log 5}{\frac{1}{2} \log 2} \approx 2.3219$$

or

$$\log_{\sqrt{2}} \sqrt{5} = \frac{\ln \sqrt{5}}{\ln \sqrt{2}} = \frac{\frac{1}{2} \ln 5}{\frac{1}{2} \ln 2} \approx 2.3219$$



NOW WORK PROBLEMS 17 AND 65.

### 5

#### Graph Logarithmic Functions Whose Base Is Neither 10 nor $e$

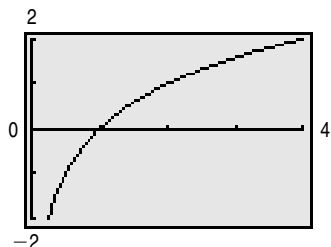
We also use the Change-of-Base Formula to graph logarithmic functions whose base is neither 10 nor  $e$ .



**EXAMPLE 9****Graphing a Logarithmic Function Whose Base Is Neither 10 nor  $e$** 

Use a graphing utility to graph  $y = \log_2 x$ .

Figure 44

**Solution**

Since graphing utilities only have logarithms with the base 10 or the base  $e$ , we need to use the Change-of-Base Formula to express  $y = \log_2 x$  in terms of logarithms

with base 10 or base  $e$ . We can graph either  $y = \frac{\ln x}{\ln 2}$  or  $y = \frac{\log x}{\log 2}$  to obtain the graph of  $y = \log_2 x$ . See Figure 44.

✓ **CHECK:** Verify that  $y = \frac{\ln x}{\ln 2}$  and  $y = \frac{\log x}{\log 2}$  result in the same graph by graphing each on the same screen.

 **NOW WORK PROBLEM 73.**

**Summary****Properties of Logarithms**

In the list that follows,  $a > 0$ ,  $a \neq 1$ , and  $b > 0$ ,  $b \neq 1$ ; also,  $M > 0$  and  $N > 0$ .

**Definition**

$$y = \log_a x \text{ means } x = a^y$$

**Properties of logarithms**

$$\log_a 1 = 0; \quad \log_a a = 1$$

$$a^{\log_a M} = M; \quad \log_a a^r = r$$

$$\log_a(MN) = \log_a M + \log_a N$$

$$\log_a\left(\frac{M}{N}\right) = \log_a M - \log_a N$$


$$\log_a M^r = r \log_a M$$

$$\text{If } M = N, \text{ then } \log_a M = \log_a N.$$

$$\text{If } \log_a M = \log_a N, \text{ then } M = N.$$

**Change-of-Base Formula**

$$\log_a M = \frac{\log_b M}{\log_b a}$$

**HISTORICAL FEATURE**

John Napier  
(1550–1617)

Logarithms were invented about 1590 by John Napier (1550–1617) and Jost Bürgi (1552–1632), working independently. Napier, whose work had the greater influence, was a Scottish lord, a secretive man whose neighbors were inclined to believe him to be in league with the devil. His approach to logarithms was very different from ours; it was based on the relationship between

arithmetic and geometric sequences, discussed in a later chapter, and not on the inverse function relationship of logarithms to exponential functions (described in Section 4.4). Napier's tables, pub-

lished in 1614, listed what would now be called *natural logarithms* of sines and were rather difficult to use. A London professor, Henry Briggs, became interested in the tables and visited Napier. In their conversations, they developed the idea of common logarithms, which were published in 1617. Their importance for calculation was immediately recognized, and by 1650 they were being printed as far away as China. They remained an important calculation tool until the advent of the inexpensive handheld calculator about 1972, which has decreased their calculational, but not their theoretical, importance.

A side effect of the invention of logarithms was the popularization of the decimal system of notation for real numbers.



## 4.5 Assess Your Understanding

### Concepts and Vocabulary

1. The logarithm of a product equals the \_\_\_\_\_ of the logarithms.
2. If  $\log_8 M = \frac{\log_5 7}{\log_5 8}$ , then  $M =$  \_\_\_\_\_.
3.  $\log_a M^r =$  \_\_\_\_\_.
4. *True or False:*  $\ln(x + 3) - \ln(2x) = \frac{\ln(x + 3)}{\ln(2x)}$
5. *True or False:*  $\log_2(3x^4) = 4 \log_2(3x)$
6. *True or False:*  $\log_2 16 = \frac{\ln 16}{\ln 2}$



## Skill Building

In Problems 7–22, use properties of logarithms to find the exact value of each expression. Do not use a calculator.

- |                               |                               |                               |                               |
|-------------------------------|-------------------------------|-------------------------------|-------------------------------|
| 7. $\log_3 3^{71}$            | 8. $\log_2 2^{-13}$           | 9. $\ln e^{-4}$               | 10. $\ln e^{\sqrt{2}}$        |
| 11. $2^{\log_2 7}$            | 12. $e^{\ln 8}$               | 13. $\log_8 2 + \log_8 4$     | 14. $\log_6 9 + \log_6 4$     |
| 15. $\log_6 18 - \log_6 3$    | 16. $\log_8 16 - \log_8 2$    | 17. $\log_2 6 \cdot \log_6 4$ | 18. $\log_3 8 \cdot \log_8 9$ |
| 19. $3^{\log_3 5 - \log_3 4}$ | 20. $5^{\log_5 6 + \log_5 7}$ | 21. $e^{\log_e 16}$           | 22. $e^{\log_e 9}$            |

In Problems 23–30, suppose that  $\ln 2 = a$  and  $\ln 3 = b$ . Use properties of logarithms to write each logarithm in terms of  $a$  and  $b$ .

- |             |                       |                       |                                 |
|-------------|-----------------------|-----------------------|---------------------------------|
| 23. $\ln 6$ | 24. $\ln \frac{2}{3}$ | 25. $\ln 1.5$         | 26. $\ln 0.5$                   |
| 27. $\ln 8$ | 28. $\ln 27$          | 29. $\ln \sqrt[5]{6}$ | 30. $\ln \sqrt[4]{\frac{2}{3}}$ |

In Problems 31–50, write each expression as a sum and/or difference of logarithms. Express powers as factors.

- |  |   |  |  |
|--|---|--|--|
| 31. $\log_5(25x)$  | 32. $\log_3 \frac{x}{9}$                                      | 33. $\log_2 z^3$   | 34. $\log_7(x^5)$  |
| 35. $\ln(ex)$  | 36. $\ln \frac{e}{x}$   | 37. $\ln(xe^x)$  | 38. $\ln \frac{x}{e^x}$                                      |
| 39. $\log_a(u^2 v^3), u > 0, v > 0$                            | 40. $\log_2\left(\frac{a}{b^2}\right), a > 0, b > 0$          | 41. $\ln(x^2 \sqrt{1-x}), 0 < x < 1$                                 | 42. $\ln(x \sqrt{1+x^2}), x > 0$                             |
| 43. $\log_2\left(\frac{x^3}{x-3}\right), x > 3$                | 44. $\log_5\left(\frac{\sqrt[3]{x^2+1}}{x^2-1}\right), x > 1$ | 45. $\log\left[\frac{x(x+2)}{(x+3)^2}\right], x > 0$                 | 46. $\log\left[\frac{x^3 \sqrt{x+1}}{(x-2)^2}\right], x > 2$ |
| 47. $\ln\left[\frac{x^2 - x - 2}{(x+4)^2}\right]^{1/3}, x > 2$ | 48. $\ln\left[\frac{(x-4)^2}{x^2-1}\right]^{2/3}, x > 4$      | 50. $\ln\left[\frac{5x^2 \sqrt[3]{1-x}}{4(x+1)^2}\right], 0 < x < 1$ |  |
| 49. $\ln \frac{5x \sqrt{1+3x}}{(x-4)^3}, x > 4$                |   |  |  |

In Problems 51–64, write each expression as a single logarithm.

- |  |   |  |
|--|---|--|
| 51. $3 \log_5 u + 4 \log_5 v$  | 52. $2 \log_3 u - \log_3 v$   | 53. $\log_3 \sqrt{x} - \log_3 x^3$                                     |
| 54. $\log_2\left(\frac{1}{x}\right) + \log_2\left(\frac{1}{x^2}\right)$            | 55. $\log_4(x^2 - 1) - 5 \log_4(x + 1)$   | 56. $\log(x^2 + 3x + 2) - 2 \log(x + 1)$                               |
| 57. $\ln\left(\frac{x}{x-1}\right) + \ln\left(\frac{x+1}{x}\right) - \ln(x^2 - 1)$ | 58. $\log\left(\frac{x^2 + 2x - 3}{x^2 - 4}\right) - \log\left(\frac{x^2 + 7x + 6}{x + 2}\right)$ | 59. $8 \log_2 \sqrt{3x-2} - \log_2\left(\frac{4}{x}\right) + \log_2 4$ |
| 60. $21 \log_3 \sqrt[3]{x} + \log_3(9x^2) - \log_3 9$                              | 61. $2 \log_a(5x^3) - \frac{1}{2} \log_a(2x + 3)$   | 62. $\frac{1}{3} \log(x^3 + 1) + \frac{1}{2} \log(x^2 + 1)$            |
| 63. $2 \log_2(x + 1) - \log_2(x + 3) - \log_2(x - 1)$                              | 64. $3 \log_5(3x + 1) - 2 \log_5(2x - 1) - \log_5 x$  |  |

In Problems 65–72, use the Change-of-Base Formula and a calculator to evaluate each logarithm. Round your answer to three decimal places.

- |                         |                         |                     |                           |
|-------------------------|-------------------------|---------------------|---------------------------|
| 65. $\log_3 21$         | 66. $\log_5 18$         | 67. $\log_{1/3} 71$ | 68. $\log_{1/2} 15$       |
| 69. $\log_{\sqrt{2}} 7$ | 70. $\log_{\sqrt{5}} 8$ | 71. $\log_{\pi} e$  | 72. $\log_{\pi} \sqrt{2}$ |

In Problems 73–78, graph each function using a graphing utility and the Change-of-Base Formula.

- |                             |                    |                             |                         |
|-----------------------------|--------------------|-----------------------------|-------------------------|
| 73. $y = \log_4 x$          | 74. $y = \log_5 x$ | 75. $y = \log_2(x + 2)$     | 76. $y = \log_4(x - 3)$ |
| 77. $y = \log_{x-1}(x + 1)$ |                    | 78. $y = \log_{x+2}(x - 2)$ |                         |

## Applications and Extensions

In Problems 79–88, express  $y$  as a function of  $x$ . The constant  $C$  is a positive number.

- |                             |                          |
|-----------------------------|--------------------------|
| 79. $\ln y = \ln x + \ln C$ | 80. $\ln y = \ln(x + C)$ |
|-----------------------------|--------------------------|



81.  $\ln y = \ln x + \ln(x + 1) + \ln C$

83.  $\ln y = 3x + \ln C$

85.  $\ln(y - 3) = -4x + \ln C$

87.  $3 \ln y = \frac{1}{2} \ln(2x + 1) - \frac{1}{3} \ln(x + 4) + \ln C$

89. Find the value of  $\log_2 3 \cdot \log_3 4 \cdot \log_4 5 \cdot \log_5 6 \cdot \log_6 7 \cdot \log_7 8$ .

91. Find the value of  $\log_2 3 \cdot \log_3 4 \cdot \cdots \cdot \log_n(n + 1) \cdot \log_{n+1} 2$ .

93. Show that  $\log_a(x + \sqrt{x^2 - 1}) + \log_a(x - \sqrt{x^2 - 1}) = 0$ .

94. Show that  $\log_a(\sqrt{x} + \sqrt{x - 1}) + \log_a(\sqrt{x} - \sqrt{x - 1}) = 0$ .

95. Show that  $\ln(1 + e^{2x}) = 2x + \ln(1 + e^{-2x})$ .

96. **Difference Quotient** If  $f(x) = \log_a x$ , show that  $\frac{f(x + h) - f(x)}{h} = \log_a \left(1 + \frac{h}{x}\right)^{1/h}$ ,  $h \neq 0$ .

97. If  $f(x) = \log_a x$ , show that  $-f(x) = \log_{1/a} x$ .

99. If  $f(x) = \log_a x$ , show that  $f\left(\frac{1}{x}\right) = -f(x)$ .

101. Show that  $\log_a\left(\frac{M}{N}\right) = \log_a M - \log_a N$ , where  $a$ ,  $M$ , and  $N$  are positive real numbers, with  $a \neq 1$ .

82.  $\ln y = 2 \ln x - \ln(x + 1) + \ln C$

84.  $\ln y = -2x + \ln C$

86.  $\ln(y + 4) = 5x + \ln C$

88.  $2 \ln y = -\frac{1}{2} \ln x + \frac{1}{3} \ln(x^2 + 1) + \ln C$

90. Find the value of  $\log_2 4 \cdot \log_4 6 \cdot \log_6 8$ .

92. Find the value of  $\log_2 2 \cdot \log_2 4 \cdot \cdots \cdot \log_2 2^n$ .

98. If  $f(x) = \log_a x$ , show that  $f(AB) = f(A) + f(B)$ .

100. If  $f(x) = \log_a x$ , show that  $f(x^a) = af(x)$ .

102. Show that  $\log_a\left(\frac{1}{N}\right) = -\log_a N$ , where  $a$  and  $N$  are positive real numbers, with  $a \neq 1$ .

## Discussion and Writing

103. Graph  $Y_1 = \log(x^2)$  and  $Y_2 = 2 \log(x)$  using a graphing utility. Are they equivalent? What might account for any differences in the two functions?

104. Write an example that illustrates why  $\log_2(x + y) \neq \log_2 x + \log_2 y$ .

105. Write an example that illustrates why  $(\log_a x)^r \neq r \log_a x$ .

106. Does  $3^{\log_3 -5} = -5$ ? Why or Why not?



## 4.6 Logarithmic and Exponential Equations

**PREPARING FOR THIS SECTION** Before getting started, review the following:

- Solving Equations Using a Graphing Utility (Section 1.3, pp. 24–26)
- Solving Quadratic Equations (Appendix, Section A.5, pp. 988–996)



Now work the 'Are You Prepared?' problems on page 313.

- OBJECTIVES**
- 1 Solve Logarithmic Equations Using the Properties of Logarithms**
  - 2 Solve Exponential Equations**
  - 3 Solve Logarithmic and Exponential Equations Using a Graphing Utility**



### Solve Logarithmic Equations Using the Properties of Logarithms

In Section 4.4 we solved logarithmic equations by changing a logarithm to exponential form. Often, however, some manipulation of the equation (usually using the properties of logarithms) is required before we can change to exponential form.

Our practice will be to solve equations, whenever possible, by finding exact solutions using algebraic methods and exact or approximate solutions using a graphing utility. When algebraic methods cannot be used, approximate solutions will be obtained using a graphing utility. The reader is encouraged to pay particular attention to the form of equations for which exact solutions are possible.



**EXAMPLE 1****Solving a Logarithmic Equation**

Solve:  $2 \log_5 x = \log_5 9$

**Algebraic Solution**

Because each logarithm is to the same base, 5, we can obtain an exact solution as follows:

$$2 \log_5 x = \log_5 9$$

$$\log_5 x^2 = \log_5 9$$

$$x^2 = 9$$

$$x = 3 \quad \text{or} \quad x = -3$$

$$\log_a M^r = r \log_a M$$

$$\text{If } \log_a M = \log_a N, \text{ then } M = N.$$

Recall that logarithms of negative numbers are not defined, so, in the expression  $2 \log_5 x$ ,  $x$  must be positive. Therefore,  $-3$  is extraneous and we discard it.

$$\checkmark \text{ CHECK: } 2 \log_5 3 \stackrel{?}{=} \log_5 9$$

$$\log_5 3^2 \stackrel{?}{=} \log_5 9$$

$$\log_5 9 = \log_5 9$$

$$r \log_a M = \log_a M^r$$

The solution set is  $\{3\}$ .

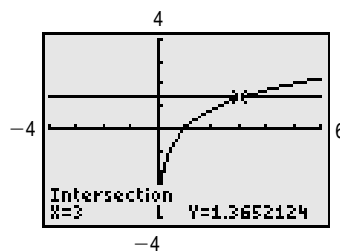


**NOW WORK PROBLEM 9.**

**Graphing Solution**

To solve the equation using a graphing utility, graph  $Y_1 = 2 \log_5 x = \frac{2 \log x}{\log 5}$  and

$Y_2 = \log_5 9 = \frac{\log 9}{\log 5}$ , and determine the point of intersection. See Figure 45.

**Figure 45****EXAMPLE 2****Solving a Logarithmic Equation**

Solve:  $\log_4(x + 3) + \log_4(2 - x) = 1$

**Algebraic Solution**

To obtain an exact solution, we need to express the left side as a single logarithm. Then we will change the expression to exponential form.

$$\log_4(x + 3) + \log_4(2 - x) = 1$$

$$\log_4[(x + 3)(2 - x)] = 1$$

$$(x + 3)(2 - x) = 4^1 = 4$$

$$-x^2 - x + 6 = 4$$

$$x^2 + x - 2 = 0$$

$$(x + 2)(x - 1) = 0$$

$$x = -2 \quad \text{or} \quad x = 1$$

$$\log_a M + \log_a N = \log_a(MN)$$

Change to an exponential expression.

Simplify.

Place the quadratic equation in standard form.

Factor.

Zero-Product Property

Since the arguments of each logarithmic expression in the equation are positive for both  $x = -2$  and  $x = 1$ , neither is extraneous. We leave the check to you.

The solution set is  $\{-2, 1\}$ .

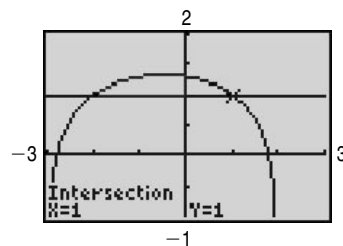
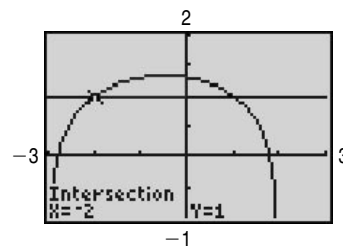


**NOW WORK PROBLEM 13.**

**Graphing Solution**

Graph  $Y_1 = \log_4(x + 3) + \log_4(2 - x) =$

$\frac{\log(x + 3)}{\log 4} + \frac{\log(2 - x)}{\log 4}$  and  $Y_2 = 1$  and determine the points of intersection. See Figure 46.

**Figure 46**



## 2 Solve Exponential Equations

In Sections 4.3 and 4.4, we solved certain exponential equations algebraically by expressing each side of the equation with the same base. However, many exponential equations cannot be rewritten so each side has the same base. In such cases, properties of logarithms along with algebraic techniques can sometimes be used to obtain a solution.

### EXAMPLE 3

#### Solving an Exponential Equation

Solve:  $4^x - 2^x - 12 = 0$

##### Algebraic Solution

We note that  $4^x = (2^2)^x = 2^{2x} = (2^x)^2$ , so the equation is actually quadratic in form, and we can rewrite it as

$$(2^x)^2 - 2^x - 12 = 0 \quad \text{Let } u = 2^x; \text{ then } u^2 - u - 12 = 0.$$

Now we can factor as usual.

$$\begin{array}{ll} (2^x - 4)(2^x + 3) = 0 & (u - 4)(u + 3) = 0 \\ 2^x - 4 = 0 \quad \text{or} \quad 2^x + 3 = 0 & u - 4 = 0 \quad \text{or} \quad u + 3 = 0 \\ 2^x = 4 & 2^x = -3 \end{array} \quad \begin{array}{ll} u = 2^x = 4 & u = 2^x = -3 \end{array}$$

The equation on the left has the solution  $x = 2$ , since  $2^x = 4 = 2^2$ ; the equation on the right has no solution, since  $2^x > 0$  for all  $x$ . The only solution is 2.

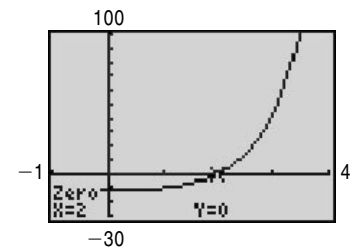
The solution set is  $\{2\}$ .

In the algebraic solution of the previous example, we were able to write the exponential expression using the same base after utilizing some algebra, obtaining an exact solution to the equation. When this is not possible, logarithms can sometimes be used to obtain the solution.

##### Graphing Solution

Graph  $Y_1 = 4^x - 2^x - 12$  and determine the  $x$ -intercept. See Figure 47.

Figure 47



### EXAMPLE 4

#### Solving an Exponential Equation

Solve:  $2^x = 5$

##### Algebraic Solution

Since 5 cannot be written as an integral power of 2, we write the exponential equation as the equivalent logarithmic equation.

$$\begin{aligned} 2^x &= 5 \\ x &= \log_2 5 = \frac{\ln 5}{\ln 2} \end{aligned}$$

Change-of-Base Formula (9), Section 4.5

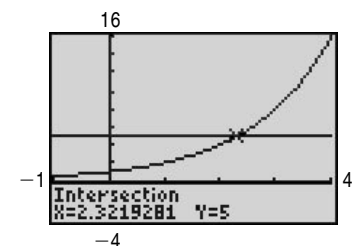
Alternatively, we can solve the equation  $2^x = 5$  by taking the natural logarithm (or common logarithm) of each side. Taking the natural logarithm,

$$\begin{aligned} 2^x &= 5 \\ \ln 2^x &= \ln 5 && \text{If } M = N, \text{ then } \ln M = \ln N. \\ x \ln 2 &= \ln 5 && \ln M^r = r \ln M \\ x &= \frac{\ln 5}{\ln 2} && \text{Exact solution} \\ &\approx 2.322 && \text{Approximate solution} \end{aligned}$$

##### Graphing Solution

Graph  $Y_1 = 2^x$  and  $Y_2 = 5$  and determine the  $x$ -coordinate of the point of intersection. See Figure 48.

Figure 48



The approximate solution, rounded to three decimal places, is 2.322.



**EXAMPLE 5****Solving an Exponential Equation**

Solve:  $8 \cdot 3^x = 5$

**Algebraic Solution**

$$8 \cdot 3^x = 5$$

$$3^x = \frac{5}{8}$$

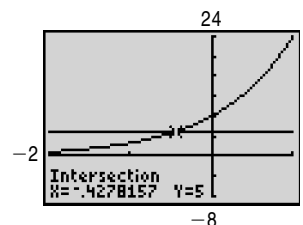
Solve for  $3^x$ .

$$x = \log_3\left(\frac{5}{8}\right) = \frac{\ln\left(\frac{5}{8}\right)}{\ln 3}$$

Exact solution

$$\approx -0.428$$

Approximate solution

**Graphing Solution**Graph  $Y_1 = 8 \cdot 3^x$  and  $Y_2 = 5$  and determine the  $x$ -coordinate of the point of intersection. See Figure 49.**Figure 49**The approximate solution, rounded to three decimal places, is  $-0.428$ .**EXAMPLE 6****Solving an Exponential Equation**

Solve:  $5^{x-2} = 3^{3x+2}$

**Algebraic Solution**

Because the bases are different, we first apply Property (6), Section 4.5 (take the natural logarithm of each side), and then use appropriate properties of logarithms. The result is an equation in  $x$  that we can solve.

$$5^{x-2} = 3^{3x+2}$$

$$\ln 5^{x-2} = \ln 3^{3x+2}$$

If  $M = N$ ,  $\ln M = \ln N$ .

$$(x - 2) \ln 5 = (3x + 2) \ln 3$$

 $\ln M^r = r \ln M$ 

$$(\ln 5)x - 2 \ln 5 = (3 \ln 3)x + 2 \ln 3$$

Distribute.

$$(\ln 5)x - (3 \ln 3)x = 2 \ln 3 + 2 \ln 5$$

Place terms involving  $x$  on the left.

$$(\ln 5 - 3 \ln 3)x = 2(\ln 3 + \ln 5)$$

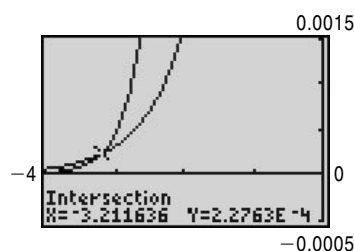
Factor.

$$x = \frac{2(\ln 3 + \ln 5)}{\ln 5 - 3 \ln 3}$$

Exact solution

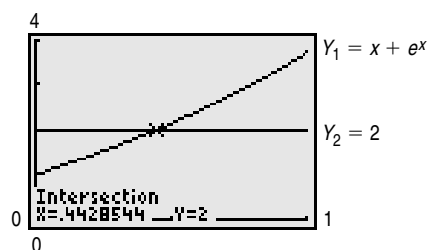
$$\approx -3.212$$

Approximate solution

**Graphing Solution**Graph  $Y_1 = 5^{x-2}$  and  $Y_2 = 3^{3x+2}$  and determine the  $x$ -coordinate of the point of intersection. See Figure 50.**Figure 50**The approximate solution, rounded to three decimal places, is  $-3.212$ .**NOW WORK PROBLEM 29.****Solve Logarithmic and Exponential Equations Using a Graphing Utility**

The algebraic techniques introduced in this section to obtain exact solutions apply only to certain types of logarithmic and exponential equations. Solutions for other types are usually studied in calculus, using numerical methods. For such types, we can use a graphing utility to approximate the solution.



**EXAMPLE 7****Solving Equations Using a Graphing Utility****Figure 51**Solve:  $x + e^x = 2$ 

Express the solution(s) rounded to two decimal places.

**Solution** The solution is found by graphing  $Y_1 = x + e^x$  and  $Y_2 = 2$ .  $Y_1$  is an increasing function (do you know why?), and so there is only one point of intersection for  $Y_1$  and  $Y_2$ . Figure 51 shows the graphs of  $Y_1$  and  $Y_2$ . Using the INTERSECT command, the solution is 0.44 rounded to two decimal places. ◀

**NOW WORK PROBLEM 53.**



## 4.6 Assess Your Understanding

### 'Are You Prepared?'

Answers are given at the end of these exercises. If you get a wrong answer, read the pages listed in red.

1. Solve  $x^2 - 7x - 30 = 0$ . (pp. 988–995)
2. Solve  $(x + 3)^2 - 4(x + 3) + 3 = 0$ . (pp. 995–996)
3. Approximate the solution(s) to  $x^3 = x^2 - 5$  using a graphing utility. (pp. 24–26)
4. Approximate the solution(s) to  $x^3 - 2x + 2 = 0$  using a graphing utility. (pp. 24–26)

### Skill Building

In Problems 5–50, solve each equation. Verify your solution using a graphing utility.

5.  $\log_4(x + 2) = \log_4 8$

6.  $\log_5(2x + 3) = \log_5 3$

7.  $\frac{1}{2} \log_3 x = 2 \log_3 2$

8.  $-2 \log_4 x = \log_4 9$

9.  $2 \log_5 x = 3 \log_5 4$

10.  $3 \log_2 x = -\log_2 27$

11.  $3 \log_2(x - 1) + \log_2 4 = 5$

12.  $2 \log_3(x + 4) - \log_3 9 = 2$

13.  $\log x + \log(x + 15) = 2$

14.  $\log_4 x + \log_4(x - 3) = 1$

15.  $\ln x + \ln(x + 2) = 4$

16.  $\ln(x + 1) - \ln x = 2$

17.  $2^{2x} + 2^x - 12 = 0$

18.  $3^{2x} + 3^x - 2 = 0$

19.  $3^{2x} + 3^{x+1} - 4 = 0$

20.  $2^{2x} + 2^{x+2} - 12 = 0$

21.  $2^x = 10$

22.  $3^x = 14$

23.  $8^{-x} = 1.2$

24.  $2^{-x} = 1.5$

25.  $3^{1-2x} = 4^x$

26.  $2^{x+1} = 5^{1-2x}$

27.  $\left(\frac{3}{5}\right)^x = 7^{1-x}$

28.  $\left(\frac{4}{3}\right)^{1-x} = 5^x$

29.  $1.2^x = (0.5)^{-x}$

30.  $0.3^{1+x} = 1.7^{2x-1}$

31.  $\pi^{1-x} = e^x$

32.  $e^{x+3} = \pi^x$

33.  $5(2^{3x}) = 8$

34.  $0.3(4^{0.2x}) = 0.2$

35.  $\log_a(x - 1) - \log_a(x + 6) = \log_a(x - 2) - \log_a(x + 3)$

36.  $\log_a x + \log_a(x - 2) = \log_a(x + 4)$

37.  $\log_{1/3}(x^2 + x) - \log_{1/3}(x^2 - x) = -1$

38.  $\log_4(x^2 - 9) - \log_4(x + 3) = 3$

39.  $\log_2(x + 1) - \log_4 x = 1$

40.  $\log_2(3x + 2) - \log_4 x = 3$

[Hint: Change  $\log_4 x$  to base 2.]

41.  $\log_{16} x + \log_4 x + \log_2 x = 7$

42.  $\log_9 x + 3 \log_3 x = 14$

43.  $(\sqrt[3]{2})^{2-x} = 2^{x^2}$

44.  $\log_2 x^{\log_2 x} = 4$

45.  $\frac{e^x + e^{-x}}{2} = 1$

46.  $\frac{e^x + e^{-x}}{2} = 3$

47.  $\frac{e^x - e^{-x}}{2} = 2$

48.  $\frac{e^x - e^{-x}}{2} = -2$

[Hint: Multiply each side by  $e^x$ .]

49.  $\log_5 x + \log_3 x = 1$

50.  $\log_2 x + \log_6 x = 3$

[Hint: Use the Change-of-Base Formula and factor  $\log x$ .]



In Problems 51–64, use a graphing utility to solve each equation. Express your answer rounded to two decimal places.

51.  $\log_5(x + 1) - \log_4(x - 2) = 1$

52.  $\log_2(x - 1) - \log_6(x + 2) = 2$

53.  $e^x = -x$

54.  $e^{2x} = x + 2$

55.  $e^x = x^2$

56.  $e^x = x^3$

57.  $\ln x = -x$

58.  $\ln(2x) = -x + 2$

59.  $\ln x = x^3 - 1$

60.  $\ln x = -x^2$

61.  $e^x + \ln x = 4$

62.  $e^x - \ln x = 4$

63.  $e^{-x} = \ln x$

64.  $e^{-x} = -\ln x$

## Applications and Extensions

**65. A Population Model** The population of the United States in 2000 was 282 million people. In addition, the population of the United States was growing at a rate of 1.1% per year. Assuming that this growth rate continues, the model  $P(t) = 282(1.011)^{t-2000}$  represents the population  $P$  (in millions of people) in year  $t$ .

- (a) According to this model, when will the population of the United States be 303 million people?  
 (b) According to this model, when will the population of the United States be 355 million people?

**SOURCE:** *Statistical Abstract of the United States*

**66. A Population Model** The population of the world in 2000 was 6.08 billion people. In addition, the population of the world was growing at a rate of 1.26% per year. Assuming that this growth rate continues, the model  $P(t) = 6.08(1.0126)^{t-2000}$  represents the population  $P$  (in millions of people) in year  $t$ .

- (a) According to this model, when will the population of the world be 9.17 billion people?  
 (b) According to this model, when will the population of the world be 11.55 billion people?



**SOURCE:** *Statistical Abstract of the United States*


**67. Depreciation** The value  $V$  of a Chevy Cavalier Coupe that is  $t$  years old can be modeled by  $V(t) = 14,512(0.82)^t$ .

- (a) According to the model, when will the car be worth \$9000?

(b) According to the model, when will the car be worth \$4000?

(c) According to the model, when will the car be worth \$2000?

**SOURCE:** *Kelley Blue Book*



**68. Depreciation** The value  $V$  of a Dodge Stratus that is  $t$  years old can be modeled by  $V(t) = 19,282(0.84)^t$ .

- (a) According to the model, when will the car be worth \$15,000?  
 (b) According to the model, when will the car be worth \$8000?  
 (c) According to the model, when will the car be worth \$2000?

**SOURCE:** *Kelley Blue Book*

## Discussion and Writing

**69.** Fill in reasons for each step in the following two solutions.

Solve:  $\log_3(x - 1)^2 = 2$

**Solution A**

$$\log_3(x - 1)^2 = 2$$

$$(x - 1)^2 = 3^2 = 9 \quad \underline{\hspace{1cm}}$$

$$(x - 1) = \pm 3 \quad \underline{\hspace{1cm}}$$

$$x - 1 = -3 \text{ or } x - 1 = 3 \quad \underline{\hspace{1cm}}$$

$$x = -2 \text{ or } x = 4 \quad \underline{\hspace{1cm}}$$

**Solution B**

$$\log_3(x - 1)^2 = 2$$

$$2 \log_3(x - 1) = 2 \quad \underline{\hspace{1cm}}$$

$$\log_3(x - 1) = 1 \quad \underline{\hspace{1cm}}$$

$$x - 1 = 3^1 = 3 \quad \underline{\hspace{1cm}}$$

$$x = 4 \quad \underline{\hspace{1cm}}$$

Both solutions given in Solution A check. Explain what caused the solution  $x = -2$  to be lost in Solution B.

## 'Are You Prepared?' Answers

1.  $\{-3, 10\}$     2.  $\{-2, 0\}$     3.  $\{-1.43\}$     4.  $\{-1.77\}$



## 4.7 Compound Interest

**PREPARING FOR THIS SECTION** Before getting started, review the following:

- Simple Interest (Appendix, Section A.7, pp. 1010–1011)

 Now work the 'Are You Prepared?' problems on page 322.

- OBJECTIVES**
- 1 Determine the Future Value of a Lump Sum of Money**
  - 2 Calculate Effective Rates of Return**
  - 3 Determine the Present Value of a Lump Sum of Money**
  - 4 Determine the Time Required to Double or Triple a Lump Sum of Money**

### 1 Determine the Future Value of a Lump Sum of Money

Interest is money paid for the use of money. The total amount borrowed (whether by an individual from a bank in the form of a loan or by a bank from an individual in the form of a savings account) is called the **principal**. The **rate of interest**, expressed as a percent, is the amount charged for the use of the principal for a given period of time, usually on a yearly (that is, per annum) basis.

#### Simple Interest Formula

If a principal of  $P$  dollars is borrowed for a period of  $t$  years at a per annum interest rate  $r$ , expressed as a decimal, the interest  $I$  charged is

$$I = Prt \quad (1)$$

Interest charged according to formula (1) is called **simple interest**.

In working with problems involving interest, we define the term **payment period** as follows:

|                      |                     |                 |                     |
|----------------------|---------------------|-----------------|---------------------|
| <b>Annually:</b>     | Once per year       | <b>Monthly:</b> | 12 times per year   |
| <b>Semiannually:</b> | Twice per year      | <b>Daily:</b>   | 365 times per year* |
| <b>Quarterly:</b>    | Four times per year |                 |                     |

When the interest due at the end of a payment period is added to the principal so that the interest computed at the end of the next payment period is based on this new principal amount (old principal + interest), the interest is said to have been **compounded**. **Compound interest** is interest paid on principal and previously earned interest.

#### EXAMPLE 1

#### Computing Compound Interest

A credit union pays interest of 8% per annum compounded quarterly on a certain savings plan. If \$1000 is deposited in such a plan and the interest is left to accumulate, how much is in the account after 1 year?

\*Most banks use a 360-day “year.” Why do you think they do?



**Solution** We use the simple interest formula,  $I = Prt$ . The principal  $P$  is \$1000 and the rate of interest is  $8\% = 0.08$ . After the first quarter of a year, the time  $t$  is  $\frac{1}{4}$  year, so the interest earned is

$$I = Prt = (\$1000)(0.08)\left(\frac{1}{4}\right) = \$20$$

The new principal is  $P + I = \$1000 + \$20 = \$1020$ . At the end of the second quarter, the interest on this principal is


$$I = (\$1020)(0.08)\left(\frac{1}{4}\right) = \$20.40$$

At the end of the third quarter, the interest on the new principal of  $\$1020 + \$20.40 = \$1040.40$  is

$$I = (\$1040.40)(0.08)\left(\frac{1}{4}\right) = \$20.81$$

Finally, after the fourth quarter, the interest is

$$I = (\$1061.21)(0.08)\left(\frac{1}{4}\right) = \$21.22$$

After 1 year the account contains  $\$1061.21 + \$21.22 = \$1082.43$ . 

The pattern of the calculations performed in Example 1 leads to a general formula for compound interest. To fix our ideas, let  $P$  represent the principal to be invested at a per annum interest rate  $r$  that is compounded  $n$  times per year, so the time of each compounding period is  $\frac{1}{n}$  years. (For computing purposes,  $r$  is expressed as a decimal.) The interest earned after each compounding period is given by formula (1).

$$\text{Interest} = \text{principal} \times \text{rate} \times \text{time} = P \cdot r \cdot \frac{1}{n} = P \cdot \left(\frac{r}{n}\right)$$

The amount  $A$  after one compounding period is

$$A = P + I = P + P \cdot \left(\frac{r}{n}\right) = P \cdot \left(1 + \frac{r}{n}\right)$$

After two compounding periods, the amount  $A$ , based on the new principal  $P \cdot \left(1 + \frac{r}{n}\right)$ , is

$$A = \underbrace{P \cdot \left(1 + \frac{r}{n}\right)}_{\text{New principal}} + \underbrace{P \cdot \left(1 + \frac{r}{n}\right) \left(\frac{r}{n}\right)}_{\text{Interest on new principal}} = P \cdot \left(1 + \frac{r}{n}\right) \left(1 + \frac{r}{n}\right) = P \cdot \left(1 + \frac{r}{n}\right)^2$$

After three compounding periods, the amount  $A$  is

$$A = P \cdot \left(1 + \frac{r}{n}\right)^2 + P \cdot \left(1 + \frac{r}{n}\right)^2 \left(\frac{r}{n}\right) = P \cdot \left(1 + \frac{r}{n}\right)^2 \cdot \left(1 + \frac{r}{n}\right) = P \cdot \left(1 + \frac{r}{n}\right)^3$$



Continuing this way, after  $n$  compounding periods (1 year), the amount  $A$  is

$$A = P \cdot \left(1 + \frac{r}{n}\right)^n$$

Because  $t$  years will contain  $n \cdot t$  compounding periods, after  $t$  years we have

$$A = P \cdot \left(1 + \frac{r}{n}\right)^{nt}$$

## Theorem

### — Exploration —

To see the effects of compounding interest monthly on an initial deposit of \$1, graph  $y_1 = \left(1 + \frac{r}{12}\right)^{12x}$  with  $r = 0.06$  and  $r = 0.12$  for  $0 \leq x \leq 30$ . What is the future value of \$1 in 30 years when the interest rate per annum is  $r = 0.06$  (6%)? What is the future value of \$1 in 30 years when the interest rate per annum is  $r = 0.12$  (12%)? Does doubling the interest rate double the future value?

## Compound Interest Formula

The amount  $A$  after  $t$  years due to a principal  $P$  invested at an annual interest rate  $r$  compounded  $n$  times per year is

$$A = P \cdot \left(1 + \frac{r}{n}\right)^{nt} \quad (2)$$

For example, to rework Example 1, we would use  $P = \$1000$ ,  $r = 0.08$ ,  $n = 4$  (quarterly compounding), and  $t = 1$  year to obtain

$$A = P \cdot \left(1 + \frac{r}{n}\right)^{nt} = 1000 \left(1 + \frac{0.08}{4}\right)^{4 \cdot 1} = \$1082.43$$

In equation (2), the amount  $A$  is typically referred to as the **future value** of the account, while  $P$  is called the **present value**.



NOW WORK PROBLEM 3.

## EXAMPLE 2

## Comparing Investments Using Different Compounding Periods

Investing \$1000 at an annual rate of 10% compounded annually, semiannually, quarterly, monthly, and daily will yield the following amounts after 1 year:

$$\begin{aligned} \text{Annual compounding } (n = 1): \quad A &= P \cdot (1 + r) \\ &= (\$1000)(1 + 0.10) = \$1100.00 \end{aligned}$$

$$\begin{aligned} \text{Semiannual compounding } (n = 2): \quad A &= P \cdot \left(1 + \frac{r}{2}\right)^2 \\ &= (\$1000)\left(1 + 0.05\right)^2 = \$1102.50 \end{aligned}$$

$$\begin{aligned} \text{Quarterly compounding } (n = 4): \quad A &= P \cdot \left(1 + \frac{r}{4}\right)^4 \\ &= (\$1000)\left(1 + 0.025\right)^4 = \$1103.81 \end{aligned}$$

$$\begin{aligned} \text{Monthly compounding } (n = 12): \quad A &= P \cdot \left(1 + \frac{r}{12}\right)^{12} \\ &= (\$1000)\left(1 + 0.00833\right)^{12} = \$1104.71 \end{aligned}$$

$$\begin{aligned} \text{Daily compounding } (n = 365): \quad A &= P \cdot \left(1 + \frac{r}{365}\right)^{365} \\ &= (\$1000)\left(1 + 0.000274\right)^{365} = \$1105.16 \quad \blacktriangleleft \end{aligned}$$

From Example 2 we can see that the effect of compounding more frequently is that the amount after 1 year is higher: \$1000 compounded 4 times a year at 10% results in \$1103.81; \$1000 compounded 12 times a year at 10% results in \$1104.71; and \$1000 compounded 365 times a year at 10% results in \$1105.16. This leads to the



following question: What would happen to the amount after 1 year if the number of times that the interest is compounded were increased without bound?

Let's find the answer. Suppose that  $P$  is the principal,  $r$  is the per annum interest rate, and  $n$  is the number of times that the interest is compounded each year. The amount after 1 year is

$$A = P \cdot \left(1 + \frac{r}{n}\right)^n$$

Rewrite this expression as follows:

$$A = P \cdot \left(1 + \frac{r}{n}\right)^n = P \cdot \left(1 + \frac{1}{\frac{n}{r}}\right)^n = P \cdot \left[\left(1 + \frac{1}{\frac{n}{r}}\right)^{\frac{n}{r}}\right]^r = P \cdot \left[\left(1 + \frac{1}{h}\right)^h\right]^r \quad (3)$$

$\uparrow$   
 $h = \frac{n}{r}$

Now suppose that the number  $n$  of times that the interest is compounded per year gets larger and larger; that is, suppose that  $n \rightarrow \infty$ . Then  $h = \frac{n}{r} \rightarrow \infty$ , and the expression in brackets equals  $e$ . [Refer to equation (2), page 317.] That is,  $A \rightarrow Pe^r$ .

Table 9 compares  $\left(1 + \frac{r}{n}\right)^n$ , for large values of  $n$ , to  $e^r$  for  $r = 0.05$ ,  $r = 0.10$ ,  $r = 0.15$ , and  $r = 1$ . The larger that  $n$  gets, the closer  $\left(1 + \frac{r}{n}\right)^n$  gets to  $e^r$ .

No matter how frequent the compounding, the amount after 1 year has the definite ceiling  $Pe^r$ .

Table 9

|            | $\left(1 + \frac{r}{n}\right)^n$ |            |              |           |
|------------|----------------------------------|------------|--------------|-----------|
|            | $n = 100$                        | $n = 1000$ | $n = 10,000$ | $e^r$     |
| $r = 0.05$ | 1.0512580                        | 1.0512698  | 1.051271     | 1.0512711 |
| $r = 0.10$ | 1.1051157                        | 1.1051654  | 1.1051704    | 1.1051709 |
| $r = 0.15$ | 1.1617037                        | 1.1618212  | 1.1618329    | 1.1618342 |
| $r = 1$    | 2.7048138                        | 2.7169239  | 2.7181459    | 2.7182818 |

When interest is compounded so that the amount after 1 year is  $Pe^r$ , we say the interest is **compounded continuously**.

### Theorem

#### Continuous Compounding

The amount  $A$  after  $t$  years due to a principal  $P$  invested at an annual interest rate  $r$  compounded continuously is

$$A = Pe^{rt} \quad (4)$$

### EXAMPLE 3

#### Using Continuous Compounding

The amount  $A$  that results from investing a principal  $P$  of \$1000 at an annual rate  $r$  of 10% compounded continuously for a time  $t$  of 1 year is

$$A = \$1000e^{0.10} = (\$1000)(1.10517) = \$1105.17$$



NOW WORK PROBLEM 11.



## 2 Calculate Effective Rates of Return

The **effective rate of interest** is the equivalent annual simple rate of interest that would yield the same amount as compounding after 1 year. For example, based on Example 3, a principal of \$1000 will result in \$1105.17 at a rate of 10% compounded continuously. To get this same amount using a simple rate of interest would require that interest of  $\$1105.17 - \$1000.00 = \$105.17$  be earned on the principal. Since \$105.17 is 10.517% of \$1000, a simple rate of interest of 10.517% is needed to equal 10% compounded continuously. The effective rate of interest of 10% compounded continuously is 10.517%.

Based on the results of Examples 2 and 3, we find the following comparisons:

|                        | Annual Rate | Effective Rate |
|------------------------|-------------|----------------|
| Annual compounding     | 10%         | 10%            |
| Semiannual compounding | 10%         | 10.25%         |
| Quarterly compounding  | 10%         | 10.381%        |
| Monthly compounding    | 10%         | 10.471%        |
| Daily compounding      | 10%         | 10.516%        |
| Continuous compounding | 10%         | 10.517%        |

### EXAMPLE 4

#### Computing the Effective Rate of Interest

On January 2, 2004, \$2000 is placed in an Individual Retirement Account (IRA) that will pay interest of 7% per annum compounded continuously.

- What will the IRA be worth on January 1, 2024?
- What is the effective rate of interest?

#### Solution

- The amount  $A$  after 20 years is

$$A = Pe^{rt} = \$2000e^{(0.07)(20)} = \$8110.40$$

- First, we compute the interest earned on \$2000 at  $r = 7\%$  compounded continuously for 1 year.

$$\begin{aligned} A &= \$2000e^{0.07(1)} \\ &= \$2145.02 \end{aligned}$$

So the interest earned is  $\$2145.02 - \$2000.00 = \$145.02$ . Use the simple interest formula  $I = Prt$ , with  $I = \$145.02$ ,  $P = \$2000$ , and  $t = 1$ , and solve for  $r$ , the effective rate of interest.

$$\$145.02 = \$2000 \cdot r \cdot 1$$

$$r = \frac{\$145.02}{\$2000} = 0.07251$$

The effective rate of interest is 7.251%.

#### — Exploration —

For the IRA described in Example 4, how long will it be until  $A = \$4000$ ? \$6000?

[Hint: Graph  $y_1 = 2000e^{0.07x}$  and  $y_2 = 4000$ . Use INTERSECT to find  $x$ .]





### 3 Determine the Present Value of a Lump Sum of Money

When people engaged in finance speak of the “time value of money,” they are usually referring to the *present value* of money. The **present value** of  $A$  dollars to be received at a future date is the principal that you would need to invest now so that it will grow to  $A$  dollars in the specified time period. The present value of money to be received at a future date is always less than the amount to be received, since the amount to be received will equal the present value (money invested now) *plus* the interest accrued over the time period.

We use the compound interest formula (2) to get a formula for present value. If  $P$  is the present value of  $A$  dollars to be received after  $t$  years at a per annum interest rate  $r$  compounded  $n$  times per year, then, by formula (2),

$$A = P \cdot \left(1 + \frac{r}{n}\right)^{nt}$$

To solve for  $P$ , we divide both sides by  $\left(1 + \frac{r}{n}\right)^{nt}$ . The result is

$$\frac{A}{\left(1 + \frac{r}{n}\right)^{nt}} = P \quad \text{or} \quad P = A \cdot \left(1 + \frac{r}{n}\right)^{-nt}$$

#### Theorem

##### Present Value Formulas

The present value  $P$  of  $A$  dollars to be received after  $t$  years, assuming a per annum interest rate  $r$  compounded  $n$  times per year, is

$$P = A \cdot \left(1 + \frac{r}{n}\right)^{-nt} \quad (5)$$

If the interest is compounded continuously, then

$$P = Ae^{-rt} \quad (6)$$

To prove (6), solve formula (4) for  $P$ .

#### EXAMPLE 5

##### Computing the Value of a Zero-Coupon Bond

A zero-coupon (noninterest-bearing) bond can be redeemed in 10 years for \$1000. How much should you be willing to pay for it now if you want a return of

- (a) 8% compounded monthly?
- (b) 7% compounded continuously?

#### Solution

- (a) We are seeking the present value of \$1000. We use formula (5) with  $A = \$1000$ ,  $n = 12$ ,  $r = 0.08$ , and  $t = 10$ .


$$P = A \cdot \left(1 + \frac{r}{n}\right)^{-nt} = \$1000 \left(1 + \frac{0.08}{12}\right)^{-12(10)} = \$450.52$$

For a return of 8% compounded monthly, you should pay \$450.52 for the bond.



- (b) Here we use formula (6) with  $A = \$1000$ ,  $r = 0.07$ , and  $t = 10$ .

$$P = Ae^{-rt} = \$1000e^{-(0.07)(10)} = \$496.59$$

For a return of 7% compounded continuously, you should pay \$496.59 for the bond. 

 NOW WORK PROBLEM 13.

### EXAMPLE 6

### Rate of Interest Required to Double an Investment

What annual rate of interest compounded annually should you seek if you want to double your investment in 5 years?

#### Solution

If  $P$  is the principal and we want  $P$  to double, the amount  $A$  will be  $2P$ . We use the compound interest formula with  $n = 1$  and  $t = 5$  to find  $r$ .

$$A = P \cdot \left(1 + \frac{r}{n}\right)^{nt}$$

$$2P = P \cdot (1 + r)^5$$

$$2 = (1 + r)^5$$


$$1 + r = \sqrt[5]{2}$$

$$r = \sqrt[5]{2} - 1 \approx 1.148698 - 1 = 0.148698$$

$$A = 2P, n = 1, t = 5$$

Cancel the  $P$ 's.

Take the fifth root of each side.

The annual rate of interest needed to double the principal in 5 years is 14.87%. 

 NOW WORK PROBLEM 25.

## 4 Determine the Time Required to Double or Triple a Lump Sum of Money

### EXAMPLE 7

### Doubling and Tripling Time for an Investment

- (a) How long will it take for an investment to double in value if it earns 5% compounded continuously?  
 (b) How long will it take to triple at this rate?

#### Solution

- (a) If  $P$  is the initial investment and we want  $P$  to double, the amount  $A$  will be  $2P$ . We use formula (4) for continuously compounded interest with  $r = 0.05$ . Then

$$A = Pe^{rt}$$

$$2P = Pe^{0.05t}$$

$$2 = e^{0.05t}$$

$$0.05t = \ln 2$$

$$t = \frac{\ln 2}{0.05} \approx 13.86$$

$$A = 2P, r = 0.05$$

Cancel the  $P$ 's.

Rewrite as a logarithm.

Solve for  $t$ .

It will take about 14 years to double the investment.



(b) To triple the investment, we set  $A = 3P$  in formula (4).

$$\begin{aligned} A &= Pe^{rt} \\ 3P &= Pe^{0.05t} && A = 3P, r = 0.05 \\ 3 &= e^{0.05t} && \text{Cancel the } P\text{'s.} \\ 0.05t &= \ln 3 && \text{Rewrite as a logarithm.} \\ t &= \frac{\ln 3}{0.05} \approx 21.97 && \text{Solve for } t. \end{aligned}$$

It will take about 22 years to triple the investment.



**NOW WORK PROBLEM 31.**



## 4.7 Assess Your Understanding

### 'Are You Prepared?'

Answers are given at the end of these exercises. If you get a wrong answer, read the pages listed in red.

- What is the interest due if \$500 is borrowed for 6 months at a simple interest rate of 6% per annum? (pp. 1010–1011)
- If you borrow \$5000 and, after 9 months, pay off the loan in the amount of \$5500, what per annum rate of interest was charged? (pp. 1010–1011)

### Skill Building

In Problems 3–12, find the amount that results from each investment.

- \$100 invested at 4% compounded quarterly after a period of 2 years
- \$500 invested at 8% compounded quarterly after a period of  $2\frac{1}{2}$  years
- \$600 invested at 5% compounded daily after a period of 3 years
- \$10 invested at 11% compounded continuously after a period of 2 years
- \$100 invested at 10% compounded continuously after a period of  $2\frac{1}{4}$  years
- \$50 invested at 6% compounded monthly after a period of 3 years
- \$300 invested at 12% compounded monthly after a period of  $1\frac{1}{2}$  years
- \$700 invested at 6% compounded daily after a period of 2 years
- \$40 invested at 7% compounded continuously after a period of 3 years
- \$100 invested at 12% compounded continuously after a period of  $3\frac{3}{4}$  years

In Problems 13–22, find the principal needed now to get each amount; that is, find the present value.

- To get \$100 after 2 years at 6% compounded monthly
- To get \$1000 after  $2\frac{1}{2}$  years at 6% compounded daily
- To get \$600 after 2 years at 4% compounded quarterly
- To get \$80 after  $3\frac{1}{4}$  years at 9% compounded continuously
- To get \$400 after 1 year at 10% compounded continuously
- Find the effective rate of interest for  $5\frac{1}{4}$ % compounded quarterly.
- What rate of interest compounded annually is required to double an investment in 3 years?
- To get \$75 after 3 years at 8% compounded quarterly
- To get \$800 after  $3\frac{1}{2}$  years at 7% compounded monthly
- To get \$300 after 4 years at 3% compounded daily
- To get \$800 after  $2\frac{1}{2}$  years at 8% compounded continuously
- To get \$1000 after 1 year at 12% compounded continuously
- What interest rate compounded quarterly will give an effective interest rate of 7%?
- What rate of interest compounded annually is required to double an investment in 10 years?

In Problems 27–30, which of the two rates would yield the larger amount in 1 year?

[Hint: Start with a principal of \$10,000 in each instance.]

- 6% compounded quarterly or  $6\frac{1}{4}$ % compounded annually
- 9% compounded quarterly or  $9\frac{1}{4}$ % compounded annually



29. 9% compounded monthly or 8.8% compounded daily

31. How long does it take for an investment to double in value if it is invested at 8% per annum compounded monthly? Compounded continuously?

## Applications and Extensions

33. If Tanisha has \$100 to invest at 8% per annum compounded monthly, how long will it be before she has \$150? If the compounding is continuous, how long will it be?

34. If Angela has \$100 to invest at 10% per annum compounded monthly, how long will it be before she has \$175? If the compounding is continuous, how long will it be?

35. How many years will it take for an initial investment of \$10,000 to grow to \$25,000? Assume a rate of interest of 6% compounded continuously.

36. How many years will it take for an initial investment of \$25,000 to grow to \$80,000? Assume a rate of interest of 7% compounded continuously.

37. What will a \$90,000 house cost 5 years from now if the inflation rate over that period averages 3% compounded annually?

38. Sears charges 1.25% per month on the unpaid balance for customers with charge accounts (interest is compounded monthly). A customer charges \$200 and does not pay her bill for 6 months. What is the bill at that time?

39. Jerome will be buying a used car for \$15,000 in 3 years. How much money should he ask his parents for now so that, if he invests it at 5% compounded continuously, he will have enough to buy the car?

40. John will require \$3000 in 6 months to pay off a loan that has no prepayment privileges. If he has the \$3000 now, how much of it should he save in an account paying 3% compounded monthly so that in 6 months he will have exactly \$3000?

41. George is contemplating the purchase of 100 shares of a stock selling for \$15 per share. The stock pays no dividends. The history of the stock indicates that it should grow at an annual rate of 15% per year. How much will the 100 shares of stock be worth in 5 years?

42. Tracy is contemplating the purchase of 100 shares of a stock selling for \$15 per share. The stock pays no dividends. Her broker says that the stock will be worth \$20 per share in 2 years. What is the annual rate of return on this investment?

43. A business purchased for \$650,000 in 1994 is sold in 1997 for \$850,000. What is the annual rate of return for this investment?

30. 8% compounded semiannually or 7.9% compounded daily

32. How long does it take for an investment to double in value if it is invested at 10% per annum compounded monthly? Compounded continuously?

44. Tanya has just inherited a diamond ring appraised at \$5000. If diamonds have appreciated in value at an annual rate of 8%, what was the value of the ring 10 years ago when the ring was purchased?

45. Jim places \$1000 in a bank account that pays 5.6% compounded continuously. After 1 year, will he have enough money to buy a computer system that costs \$1060? If another bank will pay Jim 5.9% compounded monthly, is this a better deal?

46. On January 1, Kim places \$1000 in a certificate of deposit that pays 6.8% compounded continuously and matures in 3 months. Then Kim places the \$1000 and the interest in a passbook account that pays 5.25% compounded monthly. How much does Kim have in the passbook account on May 1?

47. Will invests \$2000 in a bond trust that pays 9% interest compounded semiannually. His friend Henry invests \$2000 in a certificate of deposit that pays  $8\frac{1}{2}\%$  compounded continuously. Who has more money after 20 years, Will or Henry?

48. Suppose that April has access to an investment that will pay 10% interest compounded continuously. Which is better: To be given \$1000 now so that she can take advantage of this investment opportunity or to be given \$1325 after 3 years?

49. Colleen and Bill have just purchased a house for \$150,000, with the seller holding a second mortgage of \$50,000. They promise to pay the seller \$50,000 plus all accrued interest 5 years from now. The seller offers them three interest options on the second mortgage:

(a) Simple interest at 12% per annum

(b)  $11\frac{1}{2}\%$  interest compounded monthly

(c)  $11\frac{1}{4}\%$  interest compounded continuously

Which option is best; that is, which results in the least interest on the loan?

50. The First National Bank advertises that it pays interest on savings accounts at the rate of 4.25% compounded daily. Find the effective rate if the bank uses (a) 360 days or (b) 365 days in determining the daily rate.

*Problems 51–54 involve zero-coupon bonds. A zero-coupon bond is a bond that is sold now at a discount and will pay its face value at the time when it matures; no interest payments are made.*

51. A zero-coupon bond can be redeemed in 20 years for \$10,000. How much should you be willing to pay for it now if you want a return of:

(a) 10% compounded monthly?

(b) 10% compounded continuously?

52. A child's grandparents are considering buying a \$40,000 face value zero-coupon bond at birth so that she will have enough money for her college education 17 years later. If they want a rate of return of 8% compounded annually, what should they pay for the bond?



## 324 CHAPTER 4 Exponential and Logarithmic Functions

53. How much should a \$10,000 face value zero-coupon bond, maturing in 10 years, be sold for now if its rate of return is to be 8% compounded annually?

54. If Pat pays \$12,485.52 for a \$25,000 face value zero-coupon bond that matures in 8 years, what is his annual rate of return?

55. **Time to Double or Triple an Investment** The formula

$$t = \frac{\ln m}{n \ln \left( 1 + \frac{r}{n} \right)}$$

can be used to find the number of years  $t$  required to multiply an investment  $m$  times when  $r$  is the per annum interest rate compounded  $n$  times a year.

(a) How many years will it take to double the value of an IRA that compounds annually at the rate of 12%?

(b) How many years will it take to triple the value of a savings account that compounds quarterly at an annual rate of 6%?

(c) Give a derivation of this formula.

56. **Time to Reach an Investment Goal** The formula

$$t = \frac{\ln A - \ln P}{r}$$

can be used to find the number of years  $t$  required for an investment  $P$  to grow to a value  $A$  when compounded continuously at an annual rate  $r$ .

(a) How long will it take to increase an initial investment of \$1000 to \$8000 at an annual rate of 10%?

(b) What annual rate is required to increase the value of a \$2000 IRA to \$30,000 in 35 years?

(c) Give a derivation of this formula.

## Discussion and Writing

57. Explain in your own words what the term *compound interest* means. What does *continuous compounding* mean?

58. Explain in your own words the meaning of *present value*.

59. **Critical Thinking** You have just contracted to buy a house and will seek financing in the amount of \$100,000. You go to several banks. Bank 1 will lend you \$100,000 at the rate of 8.75% amortized over 30 years with a loan origination fee of 1.75%. Bank 2 will lend you \$100,000 at the rate of 8.375% amortized over 15 years with a loan origination fee of 1.5%. Bank 3 will lend you \$100,000 at the rate of 9.125% amortized over 30 years with no loan origination fee. Bank 4 will lend you \$100,000 at the rate of 8.625% amortized over 15 years with no loan origination fee. Which loan would you take? Why? Be sure to have sound reasons for your choice.

Use the information in the table to assist you. If the amount of the monthly payment does not matter to you, which loan would you take? Again, have sound reasons for your choice. Compare your final decision with others in the class. Discuss.



|        | Monthly Payment | Loan Origination Fee |
|--------|-----------------|----------------------|
| Bank 1 | \$786.70        | \$1,750.00           |
| Bank 2 | \$977.42        | \$1,500.00           |
| Bank 3 | \$813.63        | \$0.00               |
| Bank 4 | \$990.68        | \$0.00               |

## 'Are You Prepared?' Answers

1. \$15      2. 13.33%



## 4.8 Exponential Growth and Decay; Newton's Law; Logistic Growth and Decay

- OBJECTIVES**
- 1 Find Equations of Populations That Obey the Law of Uninhibited Growth**
  - 2 Find Equations of Populations That Obey the Law of Decay**
  - 3 Use Newton's Law of Cooling**
  - 4 Use Logistic Models**

### **1 Find Equations of Populations That Obey the Law of Uninhibited Growth**

Many natural phenomena have been found to follow the law that an amount  $A$  varies with time  $t$  according to

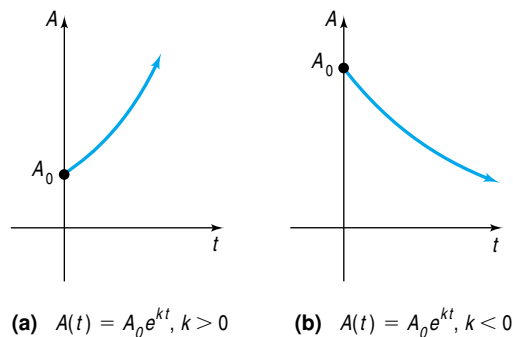


$$A = A_0 e^{kt} \quad (1)$$

Here  $A_0$  is the original amount ( $t = 0$ ) and  $k \neq 0$  is a constant.

If  $k > 0$ , then equation (1) states that the amount  $A$  is increasing over time; if  $k < 0$ , the amount  $A$  is decreasing over time. In either case, when an amount  $A$  varies over time according to equation (1), it is said to follow the **exponential law** or the **law of uninhibited growth** ( $k > 0$ ) or **decay** ( $k < 0$ ). See Figure 52.

Figure 52



For example, we saw in Section 4.7 that continuously compounded interest follows the law of uninhibited growth. In this section we shall look at three additional phenomena that follow the exponential law.

Cell division is the growth process of many living organisms, such as amoebas, plants, and human skin cells. Based on an ideal situation in which no cells die and no by-products are produced, the number of cells present at a given time follows the law of uninhibited growth. Actually, however, after enough time has passed, growth at an exponential rate will cease due to the influence of factors such as lack of living space and dwindling food supply. The law of uninhibited growth accurately reflects only the early stages of the cell division process.

The cell division process begins with a culture containing  $N_0$  cells. Each cell in the culture grows for a certain period of time and then divides into two identical cells. We assume that the time needed for each cell to divide in two is constant and does not change as the number of cells increases. These new cells then grow, and eventually each divides in two, and so on.

### Uninhibited Growth of Cells

A model that gives the number  $N$  of cells in a culture after a time  $t$  has passed (in the early stages of growth) is

$$N(t) = N_0 e^{kt}, \quad k > 0 \quad (2)$$

where  $N_0$  is the initial number of cells and  $k$  is a positive constant that represents the growth rate of the cells.

In using formula (2) to model the growth of cells, we are using a function that yields positive real numbers, even though we are counting the number of cells, which must be an integer. This is a common practice in many applications.



**EXAMPLE 1****Bacterial Growth**

A colony of bacteria grows according to the law of uninhibited growth according to the function  $N(t) = 100e^{0.045t}$ , where  $N$  is measured in grams and  $t$  is measured in days.

- Determine the initial amount of bacteria.
- What is the growth rate of the bacteria?
- Graph the function using a graphing utility.
- What is the population after 5 days?
- How long will it take for the population to reach 140 grams?
- What is the doubling time for the population?

**Solution**

- (a) The initial amount of bacteria,  $N_0$ , is obtained when  $t = 0$ , so

$$N_0 = N(0) = 100e^{0.045(0)} = 100 \text{ grams.}$$

- (b) Compare  $N(t) = 100e^{0.045t}$  to  $N(t) = 100e^{kt}$ . The value of  $k$ , 0.045, indicates a growth rate of 4.5%.

- (c) Figure 53 shows the graph of  $N(t) = 100e^{0.045t}$ .

- (d) The population after 5 days is  $N(5) = 100e^{0.045(5)} = 125.2$  grams.

- (e) To find how long it takes for the population to reach 140 grams, we solve the equation  $N(t) = 140$ .

$$100e^{0.045t} = 140$$

$$e^{0.045t} = 1.4$$

Divide both sides of the equation by 100.

$$0.045t = \ln 1.4$$

Rewrite as a logarithm.

$$t = \frac{\ln 1.4}{0.045}$$

Divide both sides of the equation by 0.045.

$$\approx 7.5 \text{ days}$$

- (f) The population doubles when  $N(t) = 200$  grams, so we find the doubling time by solving the equation  $200 = 100e^{0.045t}$  for  $t$ .

$$200 = 100e^{0.045t}$$

$$2 = e^{0.045t}$$

Divide both sides of the equation by 100.

$$\ln 2 = 0.045t$$

Rewrite as a logarithm.

$$t = \frac{\ln 2}{0.045}$$

Divide both sides of the equation by 0.045.

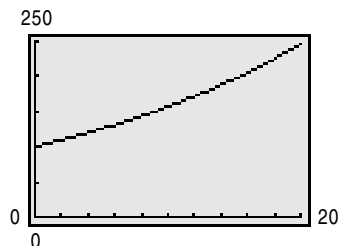
$$\approx 15.4 \text{ days}$$

The population doubles approximately every 15.4 days.



**NOW WORK PROBLEM 1.**

Figure 53





**Solution**

- (a) Using formula (2), the number
- $N$
- of cells at a time
- $t$
- is

$$N(t) = N_0 e^{kt}$$

where  $N_0$  is the initial number of bacteria present and  $k$  is a positive number. We first seek the number  $k$ . The number of cells doubles in 3 hours, so we have

$$N(3) = 2N_0$$

But  $N(3) = N_0 e^{k(3)}$ , so

$$N_0 e^{k(3)} = 2N_0$$

$$e^{3k} = 2 \quad \text{Divide both sides by } N_0.$$

$$3k = \ln 2 \quad \text{Write the exponential equation as a logarithm.}$$

$$k = \frac{1}{3} \ln 2$$

Formula (2) for this growth process is therefore

$$N(t) = N_0 e^{\left(\frac{1}{3} \ln 2\right)t}$$

- (b) The time  $t$  needed for the size of the colony to triple requires that  $N = 3N_0$ . We substitute  $3N_0$  for  $N$  to get


$$3N_0 = N_0 e^{\left(\frac{1}{3} \ln 2\right)t}$$

$$3 = e^{\left(\frac{1}{3} \ln 2\right)t}$$

$$\left(\frac{1}{3} \ln 2\right)t = \ln 3$$

$$t = \frac{3 \ln 3}{\ln 2} \approx 4.755 \text{ hours}$$

It will take about 4.755 hours or 4 hours, 45 minutes for the size of the colony to triple.

- (c) If a population doubles in 3 hours, it will double a second time in 3 more hours, for a total time of 6 hours. 

## Find Equations of Populations That Obey the Law of Decay

Radioactive materials follow the law of uninhibited decay.

### Uninhibited Radioactive Decay

The amount  $A$  of a radioactive material present at time  $t$  is given by

$$A(t) = A_0 e^{kt}, \quad k < 0 \quad (3)$$

where  $A_0$  is the original amount of radioactive material and  $k$  is a negative number that represents the rate of decay.

All radioactive substances have a specific **half-life**, which is the time required for half of the radioactive substance to decay. In **carbon dating**, we use the fact that all living organisms contain two kinds of carbon, carbon 12 (a stable carbon) and carbon 14 (a radioactive carbon with a half-life of 5600 years). While an organism is living, the



ratio of carbon 12 to carbon 14 is constant. But when an organism dies, the original amount of carbon 12 present remains unchanged, whereas the amount of carbon 14 begins to decrease. This change in the amount of carbon 14 present relative to the amount of carbon 12 present makes it possible to calculate when an organism died.

**EXAMPLE 3****Estimating the Age of Ancient Tools**

Traces of burned wood along with ancient stone tools in an archeological dig in Chile were found to contain approximately 1.67% of the original amount of carbon 14.

- If the half-life of carbon 14 is 5600 years, approximately when was the tree cut and burned?
- Using a graphing utility, graph the relation between the percentage of carbon 14 remaining and time.
- Determine the time that elapses until half of the carbon 14 remains. This answer should equal the half-life of carbon 14.
- Use a graphing utility to verify the answer found in part (a).

**Solution**

- Using formula (3), the amount  $A$  of carbon 14 present at time  $t$  is

$$A(t) = A_0 e^{kt}$$

where  $A_0$  is the original amount of carbon 14 present and  $k$  is a negative number. We first seek the number  $k$ . To find it, we use the fact that after 5600 years half of the original amount of carbon 14 remains, so  $A(5600) = \frac{1}{2}A_0$ . Then,

$$\frac{1}{2}A_0 = A_0 e^{k(5600)}$$

$$\frac{1}{2} = e^{5600k} \quad \text{Divide both sides of the equation by } A_0.$$

$$5600k = \ln \frac{1}{2} \quad \text{Rewrite as a logarithm.}$$

$$k = \frac{1}{5600} \ln \frac{1}{2} \approx -0.000124$$

Formula (3) therefore becomes

$$A(t) = A_0 e^{\frac{\ln \frac{1}{2}}{5600} t}$$

If the amount  $A$  of carbon 14 now present is 1.67% of the original amount, it follows that

$$0.0167A_0 = A_0 e^{\frac{\ln \frac{1}{2}}{5600} t}$$

$$0.0167 = e^{\frac{\ln \frac{1}{2}}{5600} t} \quad \text{Divide both sides of the equation by } A_0.$$

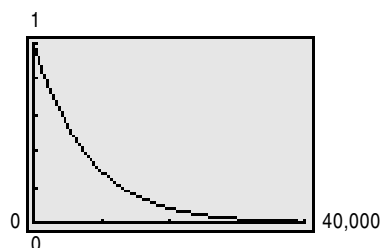
$$\frac{\ln \frac{1}{2}}{5600} t = \ln 0.0167 \quad \text{Rewrite as a logarithm.}$$

$$t = \frac{5600}{\ln \frac{1}{2}} \ln 0.0167 \approx 33,062 \text{ years}$$



The tree was cut and burned about 33,062 years ago. Some archeologists use this conclusion to argue that humans lived in the Americas 33,000 years ago, much earlier than is generally accepted.

Figure 54



- (b) Figure 54 shows the graph of  $y = e^{\frac{\ln \frac{1}{2}}{5600}x}$ , where  $y$  is the fraction of carbon 14 present and  $x$  is the time.
- (c) By graphing  $Y_1 = 0.5$  and  $Y_2 = e^{\frac{\ln \frac{1}{2}}{5600}x}$ , where  $x$  is time, and using INTERSECT, we find that it takes 5600 years until half the carbon 14 remains. The half-life of carbon 14 is 5600 years.
- (d) By graphing  $Y_1 = 0.0167$  and  $Y_2 = e^{\frac{\ln \frac{1}{2}}{5600}x}$ , where  $x$  is time, and using INTERSECT, we find that it takes 33,062 years until 1.67% of the carbon 14 remains. ▶

 NOW WORK PROBLEM 3.

### 3 Use Newton's Law of Cooling

**Newton's Law of Cooling\*** states that the temperature of a heated object decreases exponentially over time toward the temperature of the surrounding medium.

#### Newton's Law of Cooling

The temperature  $u$  of a heated object at a given time  $t$  can be modeled by the following function:

$$u(t) = T + (u_0 - T)e^{kt}, \quad k < 0 \quad (4)$$

where  $T$  is the constant temperature of the surrounding medium,  $u_0$  is the initial temperature of the heated object, and  $k$  is a negative constant.

#### EXAMPLE 4

#### Using Newton's Law of Cooling

An object is heated to 100°C (degrees Celsius) and is then allowed to cool in a room whose air temperature is 30°C.

- If the temperature of the object is 80°C after 5 minutes, when will its temperature be 50°C?
- Using a graphing utility, graph the relation found between the temperature and time.
- Using a graphing utility, verify that after 18.6 minutes the temperature is 50°C.
- Using a graphing utility, determine the elapsed time before the object is 35°C.
- What do you notice about the temperature as time passes?

#### Solution

- Using formula (4) with  $T = 30$  and  $u_0 = 100$ , the temperature (in degrees Celsius) of the object at time  $t$  (in minutes) is

$$u(t) = 30 + (100 - 30)e^{kt} = 30 + 70e^{kt}$$

\*Named after Sir Isaac Newton (1642–1727), one of the cofounders of calculus.



where  $k$  is a negative constant. To find  $k$ , we use the fact that  $u = 80$  when  $t = 5$ . Then

$$80 = 30 + 70e^{k(5)}$$

$$50 = 70e^{5k}$$

$$e^{5k} = \frac{50}{70}$$

$$5k = \ln \frac{5}{7}$$

$$k = \frac{1}{5} \ln \frac{5}{7} \approx -0.0673$$

Formula (4) therefore becomes

$$u(t) = 30 + 70e^{\frac{\ln \frac{5}{7}}{5}t}$$

We want to find  $t$  when  $u = 50^\circ\text{C}$ , so

$$50 = 30 + 70e^{\frac{\ln \frac{5}{7}}{5}t}$$

$$20 = 70e^{\frac{\ln \frac{5}{7}}{5}t}$$

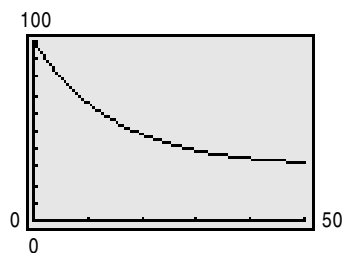
$$e^{\frac{\ln \frac{5}{7}}{5}t} = \frac{20}{70}$$

$$\frac{\ln \frac{5}{7}}{5}t = \ln \frac{2}{7}$$

$$t = \frac{5}{\ln \frac{5}{7}} \ln \frac{2}{7} \approx 18.6 \text{ minutes}$$

The temperature of the object will be  $50^\circ\text{C}$  after about 18.6 minutes or 18 minutes, 37 seconds.

Figure 55



(b) Figure 55 shows the graph of  $y = 30 + 70e^{\frac{\ln \frac{5}{7}}{5}x}$ , where  $y$  is the temperature and  $x$  is the time.

(c) By graphing  $Y_1 = 50$  and  $Y_2 = 30 + 70e^{\frac{\ln \frac{5}{7}}{5}x}$ , where  $x$  is time, and using INTERSECT, we find that it takes  $x = 18.6$  minutes (18 minutes, 37 seconds) for the temperature to cool to  $50^\circ\text{C}$ .

(d) By graphing  $Y_1 = 35$  and  $Y_2 = 30 + 70e^{\frac{\ln \frac{5}{7}}{5}x}$ , where  $x$  is time, and using INTERSECT, we find that it takes  $x = 39.22$  minutes (39 minutes, 13 seconds) for the temperature to cool to  $35^\circ\text{C}$ .

(e) As  $x$  increases, the value of  $e^{\frac{\ln \frac{5}{7}}{5}x}$  approaches zero, so the value of  $y$ , the temperature of the object, approaches  $30^\circ\text{C}$ , the air temperature of the room. ▶



NOW WORK PROBLEM 13.

## 4 Use Logistic Models

The exponential growth model  $A(t) = A_0e^{kt}$ ,  $k > 0$ , assumes uninhibited growth, meaning that the value of the function grows without limit. Recall that we stated



that cell division could be modeled using this function, assuming that no cells die and no by-products are produced. However, cell division would eventually be limited by factors such as living space and food supply. The **logistic model** can describe situations where the growth or decay of the dependent variable is limited. The logistic model is given next.

### Logistic Model

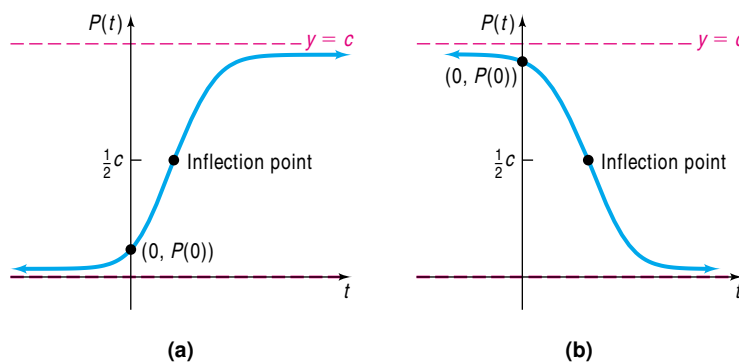
In a logistic growth model, the population  $P$  after time  $t$  obeys the equation

$$P(t) = \frac{c}{1 + ae^{-bt}} \quad (5)$$

where  $a$ ,  $b$ , and  $c$  are constants with  $c > 0$ . The model is a growth model if  $b > 0$ ; the model is a decay model if  $b < 0$ .

The number  $c$  is called the **carrying capacity** (for growth models) because the value  $P(t)$  approaches  $c$  as  $t$  approaches infinity; that is,  $\lim_{t \rightarrow \infty} P(t) = c$ . The number  $|b|$  is the growth rate for  $b > 0$  and the decay rate for  $b < 0$ . Figure 56(a) shows the graph of a typical logistic growth function, and Figure 56(b) shows the graph of a typical logistic decay function.

Figure 56



Based on the figures, we have the following properties of logistic growth functions.

### Properties of the Logistic Growth Function, Equation (5)

1. The domain is the set of all real numbers. The range is the interval  $(0, c)$ , where  $c$  is the carrying capacity.
2. There are no  $x$ -intercepts; the  $y$ -intercept is  $P(0)$ .
3. There are two horizontal asymptotes:  $y = 0$  and  $y = c$ .
4.  $P(t)$  is an increasing function if  $b > 0$  and a decreasing function if  $b < 0$ .
5. There is an **inflection point** where  $P(t)$  equals  $\frac{1}{2}$  of the carrying capacity. The inflection point is the point on the graph where the graph changes from being curved upward to curved downward for growth functions and the point where the graph changes from being curved downward to curved upward for decay functions.
6. The graph is smooth and continuous, with no corners or gaps.



**EXAMPLE 5****Fruit Fly Population**

Fruit flies are placed in a half-pint milk bottle with a banana (for food) and yeast plants (for food and to provide a stimulus to lay eggs). Suppose that the fruit fly population after  $t$  days is given by

$$P(t) = \frac{230}{1 + 56.5e^{-0.37t}}$$

- State the carrying capacity and the growth rate.
- Determine the initial population.
- Use a graphing utility to graph  $P(t)$ .
- What is the population after 5 days?
- How long does it take for the population to reach 180?
- How long does it take for the population to reach one-half of the carrying capacity?

**Solution**

- As  $t \rightarrow \infty$ ,  $e^{-0.37t} \rightarrow 0$  and  $P(t) \rightarrow 230/1$ . The carrying capacity of the half-pint bottle is 230 fruit flies. The growth rate is  $|b| = |0.37| = 37\%$ .
- To find the initial number of fruit flies in the half-pint bottle, we evaluate  $P(0)$ .

$$\begin{aligned} P(0) &= \frac{230}{1 + 56.5e^{-0.37(0)}} \\ &= \frac{230}{1 + 56.5} \\ &= 4 \end{aligned}$$

So initially there were 4 fruit flies in the half-pint bottle.

- See Figure 57 for the graph of  $P(t)$ .
- To find the number of fruit flies in the half-pint bottle after 5 days, we evaluate  $P(5)$ .

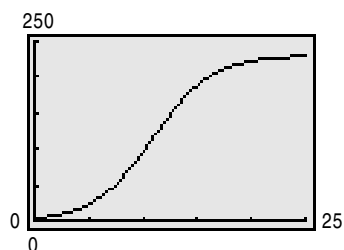
$$P(5) = \frac{230}{1 + 56.5e^{-0.37(5)}} \approx 23 \text{ fruit flies}$$

After 5 days, there are approximately 23 fruit flies in the bottle.

- To determine when the population of fruit flies will be 180, we solve the equation

$$\begin{aligned} \frac{230}{1 + 56.5e^{-0.37t}} &= 180 \\ 230 &= 180(1 + 56.5e^{-0.37t}) && \text{Divide both sides by 180.} \\ 1.2778 &= 1 + 56.5e^{-0.37t} && \text{Subtract 1 from both sides.} \\ 0.2778 &= 56.5e^{-0.37t} && \text{Divide both sides by 56.5.} \\ 0.0049 &= e^{-0.37t} && \text{Rewrite as a logarithmic expression.} \\ \ln(0.0049) &= -0.37t && \text{Divide both sides by } -0.37. \\ t &\approx 14.4 \text{ days} \end{aligned}$$

It will take approximately 14.4 days (14 days, 9 hours) for the population to reach 180 fruit flies.

**Figure 57**



We could also solve this problem by graphing  $Y_1 = \frac{230}{1 + 56.5e^{-0.37t}}$  and  $Y_2 = 180$  and using INTERSECT. See Figure 58.

- (f) One-half of the carrying capacity is 115 fruit flies. We solve  $P(t) = 115$  by graphing  $Y_1 = \frac{230}{1 + 56.5e^{-0.37t}}$  and  $Y_2 = 115$  and using INTERSECT. See Figure 59. The population will reach one-half of the carrying capacity in about 10.9 days (10 days, 22 hours).

Figure 58

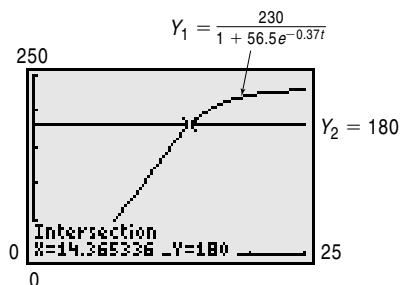
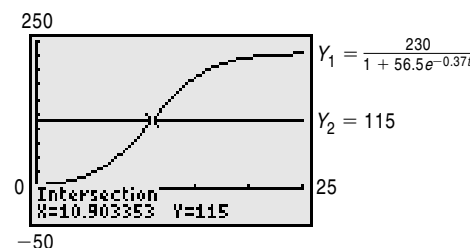


Figure 59



### Exploration

On the same viewing rectangle, graph

$$Y_1 = \frac{500}{1 + 24e^{-0.03t}} \text{ and } Y_2 = \frac{500}{1 + 24e^{-0.08t}}$$

What effect does the growth rate  $|b|$  have on the logistic growth function?

Look back at Figure 59. Notice the point where the graph reaches 115 fruit flies (one-half of the carrying capacity): the graph changes from being curved upward to being curved downward. Using the language of calculus, we say the graph changes from increasing at an increasing rate to increasing at a decreasing rate. For any logistic growth function, when the population reaches one-half the carrying capacity, the population growth starts to slow down.



NOW WORK PROBLEM 21.

## EXAMPLE 6

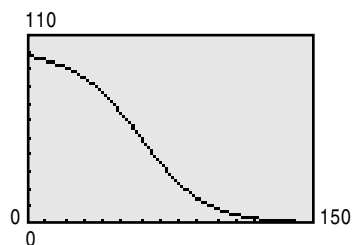
### Wood Products

The EFISCEN wood product model classifies wood products according to their life-span. There are four classifications; short (1 year), medium short (4 years), medium long (16 years), and long (50 years). Based on data obtained from the European Forest Institute, the percentage of remaining wood products after  $t$  years for wood products with long life-spans (such as those used in the building industry) is given by

$$P(t) = \frac{100.3952}{1 + 0.0316e^{0.0581t}}$$

- What is the decay rate?
- Use a graphing utility to graph  $P(t)$ .
- What is the percentage of remaining wood products after 10 years?
- How long does it take for the percentage of remaining wood products to reach 50 percent?
- Explain why the numerator given in the model is reasonable.



**Solution****Figure 60**

(a) The decay rate is  $|b| = |-0.0581| = 5.81\%$ .

(b) The graph of  $P(t)$  is given in Figure 60.

(c) Evaluate  $P(10)$ .

$$P(10) = \frac{100.3952}{1 + 0.0316e^{0.0581(10)}} \approx 95.0$$

So 95% of wood products remain after 10 years.

(d) Solve the equation  $P(t) = 50$ .

$$\frac{100.3952}{1 + 0.0316e^{0.0581t}} = 50$$

$$100.3952 = 50(1 + 0.0316e^{0.0581t})$$

$$2.0079 = 1 + 0.0316e^{0.0581t}$$

$$1.0079 = 0.0316e^{0.0581t}$$

$$31.8956 = e^{0.0581t}$$

$$\ln(31.8956) = 0.0581t$$

$$t \approx 59.6 \text{ years}$$

Divide both sides by 50.

Subtract 1 from both sides.

Divide both sides by 0.0316.

Rewrite as a logarithmic expression.

Divide both sides by 0.0581.

It will take approximately 59.6 years for the percentage of wood products remaining to reach 50%.

(e) The numerator of 100.3952 is reasonable because the maximum percentage of wood products remaining that is possible is 100%. ◀



**NOW WORK PROBLEM 27.**



## 4.8 Assess Your Understanding

### Applications and Extensions



- 1. Growth of an Insect Population** The size  $P$  of a certain insect population at time  $t$  (in days) obeys the function  $P(t) = 500e^{0.02t}$ .

- Determine the number of insects at  $t = 0$  days.
- What is the growth rate of the insect population?
- Graph the function using a graphing utility.
- What is the population after 10 days?
- When will the insect population reach 800?
- When will the insect population double?

- 2. Growth of Bacteria** The number  $N$  of bacteria present in a culture at time  $t$  (in hours) obeys the law of uninhibited growth  $N(t) = 1000e^{0.01t}$ .

- Determine the number of bacteria at  $t = 0$  hours.
- What is the growth rate of the bacteria?
- Graph the function using a graphing utility.
- What is the population after 4 hours?
- When will the number of bacteria reach 1700?
- When will the number of bacteria double?



- 3. Radioactive Decay** Strontium 90 is a radioactive material that decays according to the function  $A(t) = A_0e^{-0.0244t}$ , where  $A_0$  is the initial amount present and  $A$  is the amount present at time  $t$  (in years). Assume that a scientist has a sample of 500 grams of strontium 90.

- What is the decay rate of strontium 90?

- Graph the function using a graphing utility.
- How much strontium 90 is left after 10 years?
- When will 400 grams of strontium 90 be left?
- What is the half-life of strontium 90?


- 4. Radioactive Decay** Iodine 131 is a radioactive material that decays according to the function  $A(t) = A_0e^{-0.087t}$ , where  $A_0$  is the initial amount present and  $A$  is the amount present at time  $t$  (in days). Assume that a scientist has a sample of 100 grams of iodine 131.

- What is the decay rate of iodine 131?
- Graph the function using a graphing utility.
- How much iodine 131 is left after 9 days?
- When will 70 grams of iodine 131 be left?
- What is the half-life of iodine 131?

- 5. Growth of a Colony of Mosquitoes** The population of a colony of mosquitoes obeys the law of uninhibited growth. If there are 1000 mosquitoes initially and there are 1800 after 1 day, what is the size of the colony after 3 days? How long is it until there are 10,000 mosquitoes?

- 6. Bacterial Growth** A culture of bacteria obeys the law of uninhibited growth. If 500 bacteria are present initially and there are 800 after 1 hour, how many will be present in the culture after 5 hours? How long is it until there are 20,000 bacteria?



- 7. Population Growth** The population of a southern city follows the exponential law. If the population doubled in size over an 18-month period and the current population is 10,000, what will the population be 2 years from now?
- 8. Population Decline** The population of a midwestern city follows the exponential law. If the population decreased from 900,000 to 800,000 from 2003 to 2005, what will the population be in 2007?
- 9. Radioactive Decay** The half-life of radium is 1690 years. If 10 grams are present now, how much will be present in 50 years?
- 10. Radioactive Decay** The half-life of radioactive potassium is 1.3 billion years. If 10 grams are present now, how much will be present in 100 years? In 1000 years?
- 11. Estimating the Age of a Tree** A piece of charcoal is found to contain 30% of the carbon 14 that it originally had.
- When did the tree from which the charcoal came die? Use 5600 years as the half-life of carbon 14.
  - Using a graphing utility, graph the relation between the percentage of carbon 14 remaining and time.
  - Using INTERSECT, determine the time that elapses until half of the carbon 14 remains.
  - Verify the answer found in part (a).
- 12. Estimating the Age of a Fossil** A fossilized leaf contains 70% of its normal amount of carbon 14.
- How old is the fossil?
  - Using a graphing utility, graph the relation between the percentage of carbon 14 remaining and time.
  - Using INTERSECT, determine the time that elapses until half of the carbon 14 remains.
  - Verify the answer found in part (a).
-  **13. Cooling Time of a Pizza** A pizza baked at 450°F is removed from the oven at 5:00 PM into a room that is a constant 70°F. After 5 minutes, the pizza is at 300°F.
- At what time can you begin eating the pizza if you want its temperature to be 135°F?
  - Using a graphing utility, graph the relation between temperature and time.
  - Using INTERSECT, determine the time that needs to elapse before the pizza is 160°F.
  - TRACE the function for large values of time. What do you notice about  $y$ , the temperature?



- 14. Newton's Law of Cooling** A thermometer reading 72°F is placed in a refrigerator where the temperature is a constant 38°F.
- If the thermometer reads 60°F after 2 minutes, what will it read after 7 minutes?

- How long will it take before the thermometer reads 39°F?
- Using a graphing utility, graph the relation between temperature and time.
- Using INTERSECT, determine the time needed to elapse before the thermometer reads 45°F.
- TRACE the function for large values of time. What do you notice about  $y$ , the temperature?

- 15. Newton's Law of Heating** A thermometer reading 8°C is brought into a room with a constant temperature of 35°C.
- If the thermometer reads 15°C after 3 minutes, what will it read after being in the room for 5 minutes? For 10 minutes?
  - Graph the relation between temperature and time. TRACE to verify that your answers are correct.

[Hint: You need to construct a formula similar to equation (4).]

- 16. Thawing Time of a Steak** A frozen steak has a temperature of 28°F. It is placed in a room with a constant temperature of 70°F. After 10 minutes, the temperature of the steak has risen to 35°F. What will the temperature of the steak be after 30 minutes? How long will it take the steak to thaw to a temperature of 45°F? [See the hint given for Problem 15.] Graph the relation between temperature and time. TRACE to verify that your answer is correct.

- 17. Decomposition of Salt in Water** Salt ( $\text{NaCl}$ ) decomposes in water into sodium ( $\text{Na}^+$ ) and chloride ( $\text{Cl}^-$ ) ions according to the law of uninhibited decay. If the initial amount of salt is 25 kilograms and, after 10 hours, 15 kilograms of salt is left, how much salt is left after 1 day? How long does it take until  $\frac{1}{2}$  kilogram of salt is left?

- 18. Voltage of a Conductor** The voltage of a certain conductor decreases over time according to the law of uninhibited decay. If the initial voltage is 40 volts, and 2 seconds later it is 10 volts, what is the voltage after 5 seconds?

- 19. Radioactivity from Chernobyl** After the release of radioactive material into the atmosphere from a nuclear power plant at Chernobyl (Ukraine) in 1986, the hay in Austria was contaminated by iodine 131 (half-life 8 days). If it is all right to feed the hay to cows when 10% of the iodine 131 remains, how long do the farmers need to wait to use this hay?

- 20. Pig Roasts** The hotel Bora-Bora is having a pig roast. At noon, the chef put the pig in a large earthen oven. The pig's original temperature was 75°F. At 2:00 PM the chef checked the pig's temperature and was upset because it had reached only 100°F. If the oven's temperature remains a constant 325°F, at what time may the hotel serve its guests, assuming that pork is done when it reaches 175°F?





-  **21. Proportion of the Population That Owns a VCR** The logistic growth model

$$P(t) = \frac{0.9}{1 + 6e^{-0.32t}}$$

relates the proportion of U.S. households that own a VCR to the year. Let  $t = 0$  represent 1984,  $t = 1$  represent 1985, and so on.

- Determine the maximum proportion of households that will own a VCR.
- What proportion of households owned a VCR in 1984 ( $t = 0$ )?
- Use a graphing utility to graph  $P(t)$ .
- What proportion of households owned a VCR in 1999 ( $t = 15$ )?
- When will 0.8 (80%) of U.S. households own a VCR?
- How long will it be before 0.45 (45%) of the population owns a VCR?

- 22. Market Penetration of Intel's Coprocessor** The logistic growth model

$$P(t) = \frac{0.90}{1 + 3.5e^{-0.339t}}$$

relates the proportion of new personal computers (PCs) sold at Best Buy that have Intel's latest coprocessor  $t$  months after it has been introduced.

- Determine the maximum proportion of PCs sold at Best Buy that will have Intel's latest coprocessor.
- What proportion of computers sold at Best Buy will have Intel's latest coprocessor when it is first introduced ( $t = 0$ )?
- Use a graphing utility to graph  $P(t)$ .
- What proportion of PCs sold will have Intel's latest coprocessor  $t = 4$  months after it is introduced?
- When will 0.75 (75%) of PCs sold at Best Buy have Intel's latest coprocessor?
- How long will it be before 0.45 (45%) of the PCs sold by Best Buy have Intel's latest coprocessor?

- 23. Population of a Bacteria Culture** The logistic growth model

$$P(t) = \frac{1000}{1 + 32.33e^{-0.439t}}$$

represents the population (in grams) of a bacterium after  $t$  hours.

- Determine the carrying capacity of the environment.
- What is the growth rate of the bacteria?
- Determine the initial population size.
- Use a graphing utility to graph  $P(t)$ .
- What is the population after 9 hours?
- When will the population be 700 grams?
- How long does it take for the population to reach one-half of the carrying capacity?

- 24. Population of an Endangered Species** Often environmentalists capture an endangered species and transport the species to a controlled environment where the species can produce offspring and regenerate its population. Suppose that six American bald eagles are captured, transported to Montana, and set free. Based on experience, the environmentalists expect the population to grow according to the model

$$P(t) = \frac{500}{1 + 83.33e^{-0.162t}}$$

where  $t$  is measured in years.



- Determine the carrying capacity of the environment.
- What is the growth rate of the bald eagle?
- Use a graphing utility to graph  $P(t)$ .
- What is the population after 3 years?
- When will the population be 300 eagles?
- How long does it take for the population to reach one-half of the carrying capacity?

- 25. The Challenger Disaster** After the *Challenger* disaster in 1986, a study was made of the 23 launches that preceded the fatal flight. A mathematical model was developed involving the relationship between the Fahrenheit temperature  $x$  around the O-rings and the number  $y$  of eroded or leaky primary O-rings. The model stated that

$$y = \frac{6}{1 + e^{-(5.085 - 0.1156x)}}$$

where the number 6 indicates the 6 primary O-rings on the spacecraft.

- What is the predicted number of eroded or leaky primary O-rings at a temperature of 100°F?
- What is the predicted number of eroded or leaky primary O-rings at a temperature of 60°F?
- What is the predicted number of eroded or leaky primary O-rings at a temperature of 30°F?
- Graph the equation. At what temperature is the predicted number of eroded or leaky O-rings 1? 3? 5?



**SOURCE:** Linda Tappin, "Analyzing Data Relating to the *Challenger* Disaster," *Mathematics Teacher*, Vol. 87, No. 6, September 1994, pp. 423–426.



- 26. Word Users** According to a survey by Olsten Staffing Services, the percentage of companies reporting usage of Microsoft Word  $t$  years since 1984 is given by

$$P(t) = \frac{99.744}{1 + 3.014e^{-0.799t}}$$

- What is the growth rate in the percentage of Microsoft Word users?
- Use a graphing utility to graph  $P(t)$ .
- What was the percentage of Microsoft Word users in 1990?
- During what year did the percentage of Microsoft Word users reach 90%?
- Explain why the numerator given in the model is reasonable? What does it imply?



- 27. Home Computers** The logistic model

$$P(t) = \frac{95.4993}{1 + 0.0405e^{0.1968t}}$$

represents the percentage of households that do not own a personal computer  $t$  years since 1984.

- Evaluate and interpret  $P(0)$ .
- Use a graphing utility to graph  $P(t)$ .
- What percentage of households did not own a personal computer in 1995?
- In what year will the percentage of households that do not own a personal computer reach 20%?

**SOURCE:** U.S. Department of Commerce

- 28. Farmers** The logistic model

$$W(t) = \frac{14,656.248}{1 + 0.059e^{0.057t}}$$

represents the number of farm workers in the United States  $t$  years after 1910.

- Evaluate and interpret  $W(0)$ .
- Use a graphing utility to graph  $W(t)$ .
- How many farm workers were there in the United States in 1990?

- When did the number of farm workers in the United States reach 10,000?
- According to this model, what happens to the number of farm workers in the United States as  $t$  approaches  $\infty$ ? Based on this result, do you think that it is reasonable to use this model to predict the number of farm workers in the United States in 2060? Why?

**SOURCE:** U.S. Department of Agriculture

- 29. Birthdays** The logistic model

$$P(n) = \frac{113.3198}{1 + 0.115e^{0.0912n}}$$

models the probability that, in a room of  $n$  people, no two people share the same birthday.

- Use a graphing utility to graph  $P(n)$ .
- In a room of  $n = 15$  people, what is the probability that no two share the same birthday?
- How many people must be in a room before the probability that no two people share the same birthday is 10%?
- What happens to the probability as  $n$  increases? Explain what this result means.

- 30. Bank Failures** The logistic model

$$F(t) = \frac{130.118}{1 + 0.00022e^{3.042t}}$$

models the number of bank failures in the United States  $t$  years since 1991.

- Evaluate and interpret  $F(0)$ .
- Use a graphing utility to graph  $F(t)$ .
- How many bank failures were there in 1995 ( $t = 4$ )?
- In what year did the number of bank failures reach 10?
- What does the model imply will happen to the number of bank failures as time passes?

**SOURCE:** Federal Deposit Insurance Corporation



## 4.9 Building Exponential, Logarithmic, and Logistic Models from Data

**PREPARING FOR THIS SECTION** Before getting started, review the following:

- Scatter Diagrams; Linear Curve Fitting (Section 2.4, pp. 96–100)
- Quadratic Functions of Best Fit (Section 3.1, pp. 162–163)

**OBJECTIVES** 1 Use a Graphing Utility to Fit an Exponential Function to Data

2 Use a Graphing Utility to Fit a Logarithmic Function to Data

3 Use a Graphing Utility to Fit a Logistic Function to Data

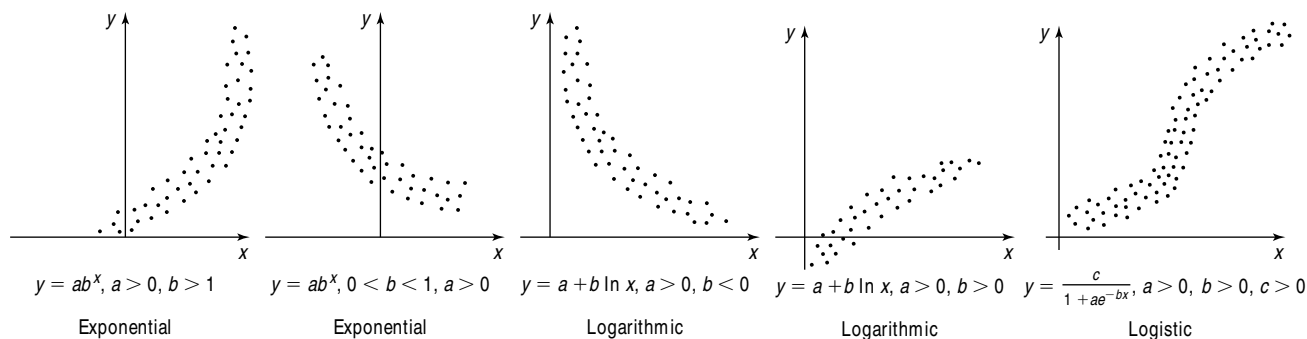
In Section 2.4 we discussed how to find the linear function of best fit ( $y = ax + b$ ), and in Section 3.1 we discussed how to find the quadratic function of best fit ( $y = ax^2 + bx + c$ ).



In this section we will discuss how to use a graphing utility to find equations of best fit that describe the relation between two variables when the relation is thought to be exponential ( $y = ab^x$ ), logarithmic ( $y = a + b \ln x$ ), or logistic ( $y = \frac{c}{1 + ae^{-bx}}$ ). As before, we draw a scatter diagram of the data to help to determine the appropriate model to use.

Figure 61 shows scatter diagrams that will typically be observed for the three models. Below each scatter diagram are any restrictions on the values of the parameters.

Figure 61



Most graphing utilities have REGression options that fit data to a specific type of curve. Once the data have been entered and a scatter diagram obtained, the type of curve that you want to fit to the data is selected. Then that REGression option is used to obtain the curve of *best fit* of the type selected.

The correlation coefficient  $r$  will appear only if the model can be written as a linear expression. As it turns out,  $r$  will appear for the linear, power, exponential, and logarithmic models, since these models can be written as a linear expression. Remember, the closer  $|r|$  is to 1, the better the fit.

Let's look at some examples.

### Use a Graphing Utility to Fit an Exponential Function to Data

We saw in Section 4.7 that the future value of money behaves exponentially, and we saw in Section 4.8 that growth and decay models also behave exponentially. The next example shows how data can lead to an exponential model.

#### EXAMPLE 1

#### Fitting an Exponential Function to Data

Beth is interested in finding a function that explains the closing price of Harley Davidson stock at the end of each year. She obtains the data shown in Table 10.

- Using a graphing utility, draw a scatter diagram with year as the independent variable.
- Using a graphing utility, fit an exponential function to the data.
- Express the function found in part (b) in the form  $A = A_0 e^{kt}$ .
- Graph the exponential function found in part (b) or (c) on the scatter diagram.
- Using the solution to part (b) or (c), predict the closing price of Harley Davidson stock at the end of 2004.
- Interpret the value of  $k$  found in part (c).



Table 10



| Year, $x$         | Closing Price, $y$ |
|-------------------|--------------------|
| 1987 ( $x = 1$ )  | 0.392              |
| 1988 ( $x = 2$ )  | 0.7652             |
| 1989 ( $x = 3$ )  | 1.1835             |
| 1990 ( $x = 4$ )  | 1.1609             |
| 1991 ( $x = 5$ )  | 2.6988             |
| 1992 ( $x = 6$ )  | 4.5381             |
| 1993 ( $x = 7$ )  | 5.3379             |
| 1994 ( $x = 8$ )  | 6.8032             |
| 1995 ( $x = 9$ )  | 7.0328             |
| 1996 ( $x = 10$ ) | 11.5585            |
| 1997 ( $x = 11$ ) | 13.4799            |
| 1998 ( $x = 12$ ) | 23.5424            |
| 1999 ( $x = 13$ ) | 31.9342            |
| 2000 ( $x = 14$ ) | 39.7277            |
| 2001 ( $x = 15$ ) | 54.31              |
| 2002 ( $x = 16$ ) | 46.20              |
| 2003 ( $x = 17$ ) | 47.53              |

SOURCE: <http://finance.yahoo.com>**Solution**

- (a) Enter the data into the graphing utility, letting 1 represent 1987, 2 represent 1988, and so on. We obtain the scatter diagram shown in Figure 62.
- (b) A graphing utility fits the data in Figure 62 to an exponential function of the form  $y = ab^x$  by using the EXPONENTIAL REGRESSION option. From Figure 63 we find  $y = ab^x = 0.47547(1.3582)^x$ .

Figure 62

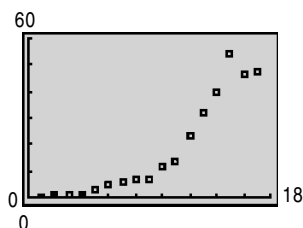


Figure 63

```
ExpReg
y=a*b^x
a=.4754667252
b=1.358201358
r^2=.9660173956
r=.9828618395
```

- (c) To express  $y = ab^x$  in the form  $A = A_0e^{kt}$ , where  $x = t$  and  $y = A$ , we proceed as follows:

$$ab^x = A_0e^{kt}, \quad x = t$$

When  $x = t = 0$ , we find  $a = A_0$ . This leads to

$$\begin{aligned} a &= A_0, & b^x &= e^{kt} \\ b^x &= (e^k)^t \\ b &= e^k & x &= t \end{aligned}$$

Since  $y = ab^x = 0.47547(1.3582)^x$ , we find that  $a = 0.47547$  and  $b = 1.3582$ :

$$a = A_0 = 0.47547 \quad \text{and} \quad b = 1.3582 = e^k$$

We want to find  $k$ , so we rewrite  $1.3582 = e^k$  as a logarithm and obtain

$$k = \ln(1.3582) \approx 0.3062$$

As a result,  $A = A_0e^{kt} = 0.47547e^{0.3062t}$ .

- (d) See Figure 64 for the graph of the exponential function of best fit.
- (e) Let  $t = 18$  (end of 2004) in the function found in part (c). The predicted closing price of Harley Davidson stock at the end of 2004 is

$$A = 0.47547e^{0.3062(18)} = \$117.70$$

- (f) The value of  $k$  represents the annual interest rate compounded continuously.

$$\begin{aligned} A &= A_0e^{kt} = 0.47547e^{0.3062t} \\ &= Pe^{rt} \end{aligned} \quad \text{Equation (4), Section 4.7}$$


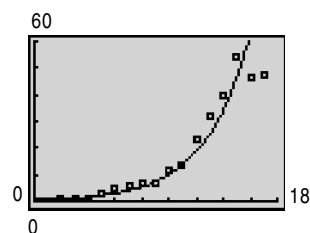
The price of Harley Davidson stock has grown at an annual rate of 30.62% (compounded continuously) between 1987 and 2003. 

Figure 64



NOW WORK PROBLEM 1.



2 Use a Graphing Utility to Fit a Logarithmic Function to Data

Many relations between variables do not follow an exponential model; instead, the independent variable is related to the dependent variable using a logarithmic model.

EXAMPLE 2 Fitting a Logarithmic Function to Data

Table 11

| Atmospheric Pressure, $p$ | Height, $h$ |
|---------------------------|-------------|
| 760                       | 0           |
| 740                       | 0.184       |
| 725                       | 0.328       |
| 700                       | 0.565       |
| 650                       | 1.079       |
| 630                       | 1.291       |
| 600                       | 1.634       |
| 580                       | 1.862       |
| 550                       | 2.235       |

Jodi, a meteorologist, is interested in finding a function that explains the relation between the height of a weather balloon (in kilometers) and the atmospheric pressure (measured in millimeters of mercury) on the balloon. She collects the data shown in Table 11.

- (a) Using a graphing utility, draw a scatter diagram of the data with atmospheric pressure as the independent variable.
- (b) It is known that the relation between atmospheric pressure and height follows a logarithmic model. Using a graphing utility, fit a logarithmic function to the data.
- (c) Draw the logarithmic function found in part (b) on the scatter diagram.
- (d) Use the function found in part (b) to predict the height of the weather balloon if the atmospheric pressure is 560 millimeters of mercury.

Solution

- (a) After entering the data into the graphing utility, we obtain the scatter diagram shown in Figure 65.
- (b) A graphing utility fits the data in Figure 65 to a logarithmic function of the form  $y = a + b \ln x$  by using the Logarithm REGression option. See Figure 66. The logarithmic function of best fit to the data is

$$h(p) = 45.7863 - 6.9025 \ln p$$

where  $h$  is the height of the weather balloon and  $p$  is the atmospheric pressure. Notice that  $|r|$  is close to 1, indicating a good fit.

- (c) Figure 67 shows the graph of  $h(p) = 45.7863 - 6.9025 \ln p$  on the scatter diagram.

Figure 65

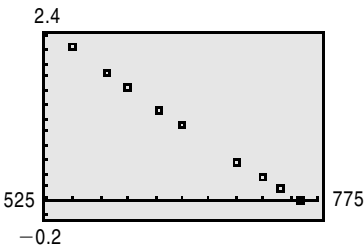


Figure 66

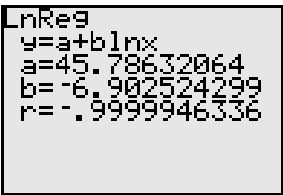
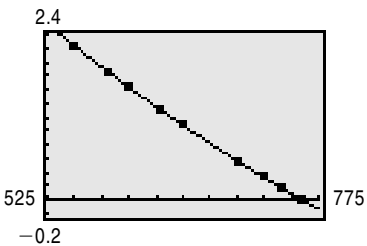


Figure 67



- (d) Using the function found in part (b), Jodi predicts the height of the weather balloon when the atmospheric pressure is 560 to be

$$\begin{aligned} h(560) &= 45.7863 - 6.9025 \ln 560 \\ &\approx 2.108 \text{ kilometers} \end{aligned}$$

 NOW WORK PROBLEM 7.

3 Use a Graphing Utility to Fit a Logistic Function to Data

Logistic growth models can be used to model situations for which the value of the dependent variable is limited. Many real-world situations conform to this scenario. For example, the population of the human race is limited by the availability of



natural resources such as food and shelter. When the value of the dependent variable is limited, a logistic growth model is often appropriate.

**EXAMPLE 3****Fitting a Logistic Function to Data**

The data in Table 12 represent the amount of yeast biomass in a culture after  $t$  hours.

**Table 12**

| Time<br>(in hours) | Yeast<br>Biomass | Time<br>(in hours) | Yeast<br>Biomass |
|--------------------|------------------|--------------------|------------------|
| 0                  | 9.6              | 10                 | 513.3            |
| 1                  | 18.3             | 11                 | 559.7            |
| 2                  | 29.0             | 12                 | 594.8            |
| 3                  | 47.2             | 13                 | 629.4            |
| 4                  | 71.1             | 14                 | 640.8            |
| 5                  | 119.1            | 15                 | 651.1            |
| 6                  | 174.6            | 16                 | 655.9            |
| 7                  | 257.3            | 17                 | 659.6            |
| 8                  | 350.7            | 18                 | 661.8            |
| 9                  | 441.0            |                    |                  |

SOURCE: Tor Carlson (Über Geschwindigkeit und Grösse der Hefevermehrung in Würze, Biochemische Zeitschrift, Bd. 57, pp. 313–334, 1913)

- Using a graphing utility, draw a scatter diagram of the data with time as the independent variable.
- Using a graphing utility, fit a logistic function to the data.
- Using a graphing utility, graph the function found in part (b) on the scatter diagram.
- What is the predicted carrying capacity of the culture?
- Use the function found in part (b) to predict the population of the culture at  $t = 19$  hours.

**Solution**

- See Figure 68 for a scatter diagram of the data.

- A graphing utility fits a logistic growth model of the form  $y = \frac{c}{1 + ae^{-bx}}$  by using the LOGISTIC regression option. See Figure 69. The logistic function of best fit to the data is

$$y = \frac{663.0}{1 + 71.6e^{-0.5470x}}$$

where  $y$  is the amount of yeast biomass in the culture and  $x$  is the time.

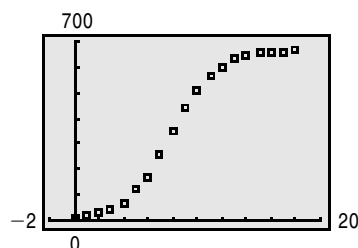
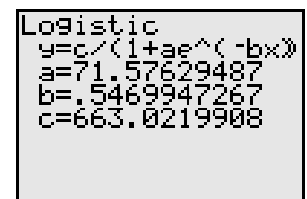
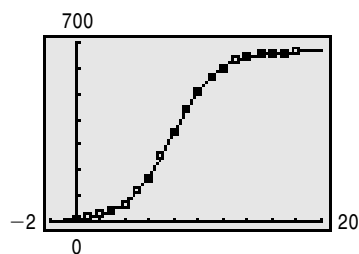
**Figure 68****Figure 69**



Figure 70



- (c) See Figure 70 for the graph of the logistic function of best fit.
- (d) Based on the logistic growth function found in part (b), the carrying capacity of the culture is 663.
- (e) Using the logistic growth function found in part (b), the predicted amount of yeast biomass at  $t = 19$  hours is

$$y = \frac{663.0}{1 + 71.6e^{-0.5470(19)}} = 661.5$$



**NOW WORK PROBLEM 9.**



## 4.9 Assess Your Understanding

### Applications and Extensions



1. **Biology** A strain of E-coli Beu 397-recA441 is placed into a nutrient broth at 30°Celsius and allowed to grow. The following data are collected. Theory states that the number of bacteria in the petri dish will initially grow according to the law of uninhibited growth. The population is measured using an optical device in which the amount of light that passes through the petri dish is measured.

| Time (hours), $x$ | Population, $y$ |
|-------------------|-----------------|
| 0                 | 0.09            |
| 2.5               | 0.18            |
| 3.5               | 0.26            |
| 4.5               | 0.35            |
| 6                 | 0.50            |

SOURCE: Dr. Polly Lavery, Joliet Junior College

- Draw a scatter diagram treating time as the predictor variable.
- Using a graphing utility, fit an exponential function to the data.
- Express the function found in part (b) in the form  $N(t) = N_0 e^{kt}$ .
- Graph the exponential function found in part (b) or (c) on the scatter diagram.
- Use the exponential function from part (b) or (c) to predict the population at  $x = 7$  hours.
- Use the exponential function from part (b) or (c) to predict when the population will reach 0.75.

2. **Biology** A strain of E-coli SC18del-recA 718 is placed into a nutrient broth at 30°Celsius and allowed to grow. The following data are collected. Theory states that the number of bacteria in the petri dish will initially grow according to the law of uninhibited growth. The population is measured using an optical device in which the amount of light that passes through the petri dish is measured.


| Time (hours), $x$ | Population, $y$ |
|-------------------|-----------------|
| 2.5               | 0.175           |
| 3.5               | 0.38            |
| 4.5               | 0.63            |
| 4.75              | 0.76            |
| 5.25              | 1.20            |

SOURCE: Dr. Polly Lavery, Joliet Junior College

- Draw a scatter diagram treating time as the predictor variable.
- Using a graphing utility, fit an exponential function to the data.
- Express the function found in part (b) in the form  $N(t) = N_0 e^{kt}$ .
- Graph the exponential function found in part (b) or (c) on the scatter diagram.
- Use the exponential function from part (b) or (c) to predict the population at  $x = 6$  hours.
- Use the exponential function from part (b) or (c) to predict when the population will reach 2.1.




- 3. Chemistry** A chemist has a 100-gram sample of a radioactive material. He records the amount of radioactive material every week for 6 weeks and obtains the following data:



| Week | Weight (in Grams) |
|------|-------------------|
| 0    | 100.0             |
| 1    | 88.3              |
| 2    | 75.9              |
| 3    | 69.4              |
| 4    | 59.1              |
| 5    | 51.8              |
| 6    | 45.5              |

- Using a graphing utility, draw a scatter diagram with week as the independent variable.
  - Using a graphing utility, fit an exponential function to the data.
  - Express the function found in part (b) in the form  $A(t) = A_0 e^{kt}$ .
  - Graph the exponential function found in part (b) or (c) on the scatter diagram.
  - From the result found in part (b), determine the half-life of the radioactive material.
  - How much radioactive material will be left after 50 weeks?
  - When will there be 20 grams of radioactive material?
- 4. Chemistry** A chemist has a 1000-gram sample of a radioactive material. She records the amount of radioactive material remaining in the sample every day for a week and obtains the following data:




| Day | Weight (in Grams) |
|-----|-------------------|
| 0   | 1000.0            |
| 1   | 897.1             |
| 2   | 802.5             |
| 3   | 719.8             |
| 4   | 651.1             |
| 5   | 583.4             |
| 6   | 521.7             |
| 7   | 468.3             |

- Using a graphing utility, draw a scatter diagram with day as the independent variable.
- Using a graphing utility, fit an exponential function to the data.
- Express the function found in part (b) in the form  $A(t) = A_0 e^{kt}$ .
- Graph the exponential function found in part (b) or (c) on the scatter diagram.

- From the result found in part (b), find the half-life of the radioactive material.
- How much radioactive material will be left after 20 days?
- When will there be 200 grams of radioactive material?

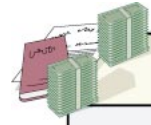
- 5. Finance** The following data represent the amount of money an investor has in an investment account each year for 10 years. She wishes to determine the average annual rate of return on her investment.



| Year | Value of Account |
|------|------------------|
| 1994 | \$10,000         |
| 1995 | \$10,573         |
| 1996 | \$11,260         |
| 1997 | \$11,733         |
| 1998 | \$12,424         |
| 1999 | \$13,269         |
| 2000 | \$13,968         |
| 2001 | \$14,823         |
| 2002 | \$15,297         |
| 2003 | \$16,539         |

- Using a graphing utility, draw a scatter diagram with time as the independent variable and the value of the account as the dependent variable.
- Using a graphing utility, fit an exponential function to the data.
- Based on the answer in part (b), what was the average annual rate of return from this account over the past 10 years?
- If the investor plans on retiring in 2021, what will the predicted value of this account be?
- When will the account be worth \$50,000?

- 6. Finance** The following data show the amount of money an investor has in an investment account each year for 7 years. He wishes to determine the average annual rate of return on his investment.




| Year | Value of Account |
|------|------------------|
| 1997 | \$20,000         |
| 1998 | \$21,516         |
| 1999 | \$23,355         |
| 2000 | \$24,885         |
| 2001 | \$27,434         |
| 2002 | \$30,053         |
| 2003 | \$32,622         |

- Using a graphing utility, draw a scatter diagram with time as the independent variable and the value of the account as the dependent variable.



- (b) Using a graphing utility, fit an exponential function to the data.
- (c) Based on the answer to part (b), what was the average annual rate of return from this account over the past 7 years?
- (d) If the investor plans on retiring in 2020, what will the predicted value of his account be?
- (e) When will the account be worth \$80,000?


**7. Economics and Marketing** The following data represent the price and quantity demanded in 2005 for IBM personal computers.



| Price (\$/Computer) | Quantity Demanded |
|---------------------|-------------------|
| 2300                | 152               |
| 2000                | 159               |
| 1700                | 164               |
| 1500                | 171               |
| 1300                | 176               |
| 1200                | 180               |
| 1000                | 189               |

- (a) Using a graphing utility, draw a scatter diagram of the data with price as the dependent variable.
- (b) Using a graphing utility, fit a logarithmic function to the data.
- (c) Using a graphing utility, draw the logarithmic function found in part (b) on the scatter diagram.
- (d) Use the function found in part (b) to predict the number of IBM personal computers that would be demanded if the price were \$1650.

**8. Economics and Marketing** The following data represent the price and quantity supplied in 2005 for IBM personal computers.




| Price (\$/Computer) | Quantity Supplied |
|---------------------|-------------------|
| 2300                | 180               |
| 2000                | 173               |
| 1700                | 160               |
| 1500                | 150               |
| 1300                | 137               |
| 1200                | 130               |
| 1000                | 113               |

- (a) Using a graphing utility, draw a scatter diagram of the data with price as the dependent variable.
- (b) Using a graphing utility, fit a logarithmic function to the data.
- (c) Using a graphing utility, draw the logarithmic function found in part (b) on the scatter diagram.

- (d) Use the function found in part (b) to predict the number of IBM personal computers that would be supplied if the price were \$1650.

**9. Population Model** The following data represent the population of the United States. An ecologist is interested in finding a function that describes the population of the United States.




| Year | Population  |
|------|-------------|
| 1900 | 76,212,168  |
| 1910 | 92,228,496  |
| 1920 | 106,021,537 |
| 1930 | 123,202,624 |
| 1940 | 132,164,569 |
| 1950 | 151,325,798 |
| 1960 | 179,323,175 |
| 1970 | 203,302,031 |
| 1980 | 226,542,203 |
| 1990 | 248,709,873 |
| 2000 | 281,421,906 |

SOURCE: U.S. Census Bureau

- (a) Using a graphing utility, draw a scatter diagram of the data using the year as the independent variable and population as the dependent variable.
- (b) Using a graphing utility, fit a logistic function to the data.
- (c) Using a graphing utility, draw the function found in part (b) on the scatter diagram.
- (d) Based on the function found in part (b), what is the carrying capacity of the United States?
- (e) Use the function found in part (b) to predict the population of the United States in 2004.
- (f) When will the United States population be 300,000,000?
- (g) Compare actual U.S. Census figures to the prediction found in part (e).

**10. Population Model** The following data represent the world population. An ecologist is interested in finding a function that describes the world population.




| Year | Population (in Billions) |
|------|--------------------------|
| 1993 | 5.531                    |
| 1994 | 5.611                    |
| 1995 | 5.691                    |
| 1996 | 5.769                    |
| 1997 | 5.847                    |
| 1998 | 5.925                    |
| 1999 | 6.003                    |
| 2000 | 6.080                    |
| 2001 | 6.157                    |

SOURCE: U.S. Census Bureau



- (a) Using a graphing utility, draw a scatter diagram of the data using year as the independent variable and population as the dependent variable.
- (b) Using a graphing utility, fit a logistic function to the data.
- (c) Using a graphing utility, draw the function found in part (b) on the scatter diagram.
- (d) Based on the function found in part (b), what is the carrying capacity of the world?
- (e) Use the function found in part (b) to predict the population of the world in 2004.
- (f) When will world population be 7 billion?
- (g) Compare actual U.S. Census figures to the prediction found in part (e).

**11. Population Model** The following data represent the population of Illinois. An urban economist is interested in finding a model that describes the population of Illinois.



| Year | Population |
|------|------------|
| 1900 | 4,821,550  |
| 1910 | 5,638,591  |
| 1920 | 6,485,280  |
| 1930 | 7,630,654  |
| 1940 | 7,897,241  |
| 1950 | 8,712,176  |
| 1960 | 10,081,158 |
| 1970 | 11,110,285 |
| 1980 | 11,427,409 |
| 1990 | 11,430,602 |
| 2000 | 12,419,293 |


SOURCE: U.S. Census Bureau

- (a) Using a graphing utility, draw a scatter diagram of the data using year as the independent variable and population as the dependent variable.

- (b) Using a graphing utility, fit a logistic function to the data.
- (c) Using a graphing utility, draw the function found in part (b) on the scatter diagram.
- (d) Based on the function found in part (b), what is the carrying capacity of Illinois?
- (e) Use the function found in part (b) to predict the population of Illinois in 2010.

**12. Population Model** The following data represent the population of Pennsylvania. An urban economist is interested in finding a model that describes the population of Pennsylvania.

- (a) Using a graphing utility, draw a scatter diagram of the data using year as the independent variable and population as the dependent variable.
- (b) Using a graphing utility, fit a logistic function to the data.
- (c) Using a graphing utility, draw the function found in part (b) on the scatter diagram.
- (d) Based on the function found in part (b), what is the carrying capacity of Pennsylvania?
- (e) Use the function found in part (b) to predict the population of Pennsylvania in 2010.



| Year | Population |
|------|------------|
| 1900 | 6,302,115  |
| 1910 | 7,665,111  |
| 1920 | 8,720,017  |
| 1930 | 9,631,350  |
| 1940 | 9,900,180  |
| 1950 | 10,498,012 |
| 1960 | 11,319,366 |
| 1970 | 11,800,766 |
| 1980 | 11,864,720 |
| 1990 | 11,881,643 |
| 2000 | 12,281,054 |

SOURCE: U.S. Census Bureau



## Chapter Review

### Things to Know

---

**Composite Function (p. 249)**

$$(f \circ g)(x) = f(g(x))$$

**One-to-one function  $f$  (p. 257)**

A function whose inverse is also a function

For any choice of elements  $x_1, x_2$  in the domain of  $f$ , if  $x_1 \neq x_2$ , then  $f(x_1) \neq f(x_2)$ .

**Horizontal-line test (p. 258)**

If every horizontal line intersects the graph of a function  $f$  in at most one point, then  $f$  is one-to-one.

**Inverse function  $f^{-1}$  of  $f$  (pp. 259–263)**

Domain of  $f$  = Range of  $f^{-1}$ ; Range of  $f$  = Domain of  $f^{-1}$

$f^{-1}(f(x)) = x$  for all  $x$  in the domain of  $f$  and  $f(f^{-1}(x)) = x$  for all  $x$  in the domain of  $f^{-1}$ .

Graphs of  $f$  and  $f^{-1}$  are symmetric with respect to the line  $y = x$ .



## 346 CHAPTER 4 Exponential and Logarithmic Functions

### Properties of the exponential function (pp. 276 and 277)

$$f(x) = a^x, \quad a > 1$$

Domain: the interval  $(-\infty, \infty)$

Range: the interval  $(0, \infty)$

$x$ -intercepts: none;  $y$ -intercept: 1

Horizontal asymptote:  $x$ -axis ( $y = 0$ ) as  $x \rightarrow -\infty$

Increasing; one-to-one; smooth; continuous

See Figure 24 for a typical graph.

$$f(x) = a^x, \quad 0 < a < 1$$

Domain: the interval  $(-\infty, \infty)$

Range: the interval  $(0, \infty)$

$x$ -intercepts: none;  $y$ -intercept: 1

Horizontal asymptote:  $x$ -axis ( $y = 0$ ) as  $x \rightarrow \infty$

Decreasing; one-to-one; smooth; continuous

See Figure 28 for a typical graph.

### Number $e$ (p. 278)

Value approached by the expression  $\left(1 + \frac{1}{n}\right)^n$  as  $n \rightarrow \infty$ ; that is,  $\lim_{n \rightarrow \infty} \left(1 + \frac{1}{n}\right)^n = e$

### Property of exponents (p. 280)

If  $a^u = a^v$ , then  $u = v$ .

### Properties of the logarithmic functions (pp. 287–291)

$$f(x) = \log_a x, \quad a > 1$$

Domain: the interval  $(0, \infty)$

$$(y = \log_a x \text{ means } x = a^y)$$

Range: the interval  $(-\infty, \infty)$

$x$ -intercept: 1;  $y$ -intercept: none

Vertical asymptote:  $x = 0$  ( $y$ -axis)

Increasing; one-to-one; smooth; continuous

See Figure 35(b) for a typical graph.

$$f(x) = \log_a x, \quad 0 < a < 1$$

Domain: the interval  $(0, \infty)$

$$(y = \log_a x \text{ means } x = a^y)$$

Range: the interval  $(-\infty, \infty)$

$x$ -intercept: 1;  $y$ -intercept: none

Vertical asymptote:  $x = 0$  ( $y$ -axis)

Decreasing; one-to-one; smooth; continuous

See Figure 35(a) for a typical graph.

### Natural logarithm (p. 291)

$$y = \ln x \text{ means } x = e^y.$$

### Properties of logarithms (pp. 301–302, 305)

$$\log_a 1 = 0 \quad \log_a a = 1 \quad a^{\log_a M} = M \quad \log_a a^r = r$$

$$\log_a(MN) = \log_a M + \log_a N \quad \log_a\left(\frac{M}{N}\right) = \log_a M - \log_a N$$

$$\log_a M^r = r \log_a M$$

$$\text{If } M = N, \text{ then } \log_a M = \log_a N.$$

$$\text{If } \log_a M = \log_a N, \text{ then } M = N.$$

## Formulas

### Change-of-Base Formula (p. 306)

$$\log_a M = \frac{\log_b M}{\log_b a}$$

### Compound Interest Formula (p. 317)

$$A = P \cdot \left(1 + \frac{r}{n}\right)^{nt}$$

### Continuous compounding (p. 318)

$$A = Pe^{rt}$$

### Present Value Formulas (p. 320)

$$P = A \cdot \left(1 + \frac{r}{n}\right)^{-nt} \quad \text{or} \quad P = Ae^{-rt}$$



**Growth and decay (p. 325)**

$$A(t) = A_0 e^{kt}$$

**Newton's Law of Cooling (p. 329)**

$$u(t) = T + (u_0 - T)e^{kt}, \quad k < 0$$

**Logistic model (p. 331)**

$$P(t) = \frac{c}{1 + ae^{-bt}}$$

## Objectives

| Section | You should be able to . . .   | Review Exercises                                 |
|---------|---|--|
| 4.1     | 1 Form a composite function (p. 248)  | 1–12   |
|         | 2 Find the domain of a composite function (p. 250)  | 7–12   |
| 4.2     | 1 Determine whether a function is one-to-one (p. 256)   | 13(a), 14(a), 15, 16                             |
|         | 2 Determine the inverse of a function defined by a map on or an ordered pair (p. 259)                                       | 13(b), 14(b)                                     |
|         | 3 Obtain the graph of the inverse function from the graph of the function (p. 262)  | 15, 16   |
|         | 4 Find the inverse of a function defined by an equation (p. 263)  | 17–22  |
| 4.3     | 1 Evaluate exponential functions (p. 271)   | 23(a), (c); 24(a), (c), 87(a)                    |
|         | 2 Graph exponential functions (p. 274)  | 55–59, 62, 63                                    |
|         | 3 Define the number $e$ (p. 278)  | 59, 62, 63                                       |
|         | 4 Solve exponential equations (p. 280)  | 65–68, 73, 74, 76, 77, 78                        |
| 4.4     | 1 Change exponential expressions to logarithmic expressions and logarithmic expressions to exponential expressions (p. 288) | 25–28  |
|         | 2 Evaluate logarithmic expressions (p. 288)   | 23(b), (d), 24(b), (d), 33–34, 85, 86, 88(a), 89 |
|         | 3 Determine the domain of a logarithmic function (p. 289)   | 29–32  |
|         | 4 Graph logarithmic functions (p. 290)  | 60, 61, 64                                       |
|         | 5 Solve logarithmic equations (p. 293)  | 69, 70, 75                                       |
| 4.5     | 1 Work with the properties of logarithms (p. 300)   | 35–38  |
|         | 2 Write a logarithmic expression as a sum or difference of logarithms (p. 303)  | 39–44  |
|         | 3 Write a logarithmic expression as a single logarithm (p. 304)   | 45–50  |
|         | 4 Evaluate logarithms whose base is neither 10 nor $e$ (p. 305)   | 51, 52   |
|         | 5 Graph logarithmic functions whose base is neither 10 nor $e$ (p. 306)   | 53, 54   |
| 4.6     | 1 Solve logarithmic equations using the properties of logarithms (p. 309)   | 79, 80   |
|         | 2 Solve exponential equations (p. 311)  | 71, 72, 81–84                                    |
|         | 3 Solve logarithmic and exponential equations using a graphing utility (p. 312)   | 65–84  |
| 4.7     | 1 Determine the future value of a lump sum of money (p. 315)  | 90   |
|         | 2 Calculate effective rates of return (p. 319)  | 90   |
|         | 3 Determine the present value of a lump sum of money (p. 320)   | 91   |
|         | 4 Determine the time required to double or triple a lump sum of money (p. 321)  | 90   |
| 4.8     | 1 Find equations of populations that obey the law of uninhibited growth (p. 324)  | 95   |
|         | 2 Find equations of populations that obey the law of decay (p. 327)   | 93, 96   |
|         | 3 Use Newton's Law of Cooling (p. 329)  | 94   |
|         | 4 Use logistic models (p. 330)  | 97   |
| 4.9     | 1 Use a graphing utility to fit an exponential function to data (p. 338)  | 98   |
|         | 2 Use a graphing utility to fit a logarithmic function to data (p. 340)   | 99   |
|         | 3 Use a graphing utility to fit a logistic function to data (p. 340)  | 100  |



## Review Exercises

In Problems 1–6, for the given functions  $f$  and  $g$  find:

- (a)  $(f \circ g)(2)$                       (b)  $(g \circ f)(-2)$                       (c)  $(f \circ f)(4)$                       (d)  $(g \circ g)(-1)$
- $f(x) = 3x - 5$ ;  $g(x) = 1 - 2x^2$
  - $f(x) = 4 - x$ ;  $g(x) = 1 + x^2$
  - $f(x) = \sqrt{x + 2}$ ;  $g(x) = 2x^2 + 1$
  - $f(x) = 1 - 3x^2$ ;  $g(x) = \sqrt{4 - x}$
  - $f(x) = e^x$ ;  $g(x) = 3x - 2$
  - $f(x) = \frac{2}{1 + 2x^2}$ ;  $g(x) = 3x$

In Problems 7–12, find  $f \circ g$ ,  $g \circ f$ ,  $f \circ f$ , and  $g \circ g$  for each pair of functions. State the domain of each composite function.

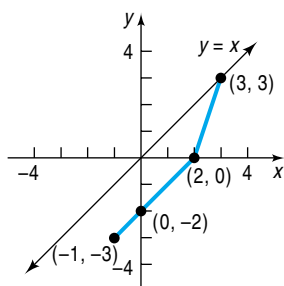
- $f(x) = 2 - x$ ;  $g(x) = 3x + 1$
- $f(x) = 2x - 1$ ;  $g(x) = 2x + 1$
- $f(x) = 3x^2 + x + 1$ ;  $g(x) = |3x|$
- $f(x) = \sqrt{3x}$ ;  $g(x) = 1 + x + x^2$
- $f(x) = \frac{x + 1}{x - 1}$ ;  $g(x) = \frac{1}{x}$
- $f(x) = \sqrt{x - 3}$ ;  $g(x) = \frac{3}{x}$

In Problems 13 and 14, (a) verify that the function is one-to-one, and (b) find the inverse of the given function.

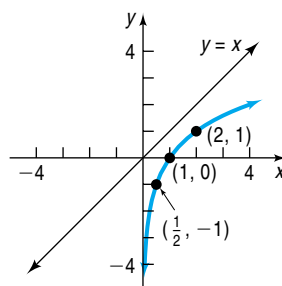
- $\{(1, 2), (3, 5), (5, 8), (6, 10)\}$
- $\{(-1, 4), (0, 2), (1, 5), (3, 7)\}$

In Problems 15 and 16, state why the graph of the function is one-to-one. Then draw the graph of the inverse function  $f^{-1}$ . For convenience (and as a hint), the graph of  $y = x$  is also given.

15.



16.



In Problems 17–22, the function  $f$  is one-to-one. Find the inverse of each function and check your answer. Find the domain and the range of  $f$  and  $f^{-1}$ .

- $f(x) = \frac{2x + 3}{5x - 2}$
- $f(x) = \frac{2 - x}{3 + x}$
- $f(x) = \frac{1}{x - 1}$
- $f(x) = \sqrt{x - 2}$
- $f(x) = \frac{3}{x^{1/3}}$
- $f(x) = x^{1/3} + 1$

In Problems 23 and 24,  $f(x) = 3^x$  and  $g(x) = \log_3 x$ .

- Evaluate: (a)  $f(4)$  (b)  $g(9)$  (c)  $f(-2)$  (d)  $g\left(\frac{1}{27}\right)$
- Evaluate: (a)  $f(1)$  (b)  $g(81)$  (c)  $f(-4)$  (d)  $g\left(\frac{1}{243}\right)$

In Problems 25 and 26, convert each exponential expression to an equivalent expression involving a logarithm. In Problems 27 and 28, convert each logarithmic expression to an equivalent expression involving an exponent.

- $5^2 = z$
- $a^5 = m$
- $\log_5 u = 13$
- $\log_a 4 = 3$



In Problems 29–32, find the domain of each logarithmic function.

29.  $f(x) = \log(3x - 2)$

30.  $F(x) = \log_5(2x + 1)$

31.  $H(x) = \log_2(x^2 - 3x + 2)$

32.  $F(x) = \ln(x^2 - 9)$

In Problems 33–38, evaluate each expression. Do not use a calculator.

33.  $\log_2\left(\frac{1}{8}\right)$

34.  $\log_3 81$

35.  $\ln e^{\sqrt{2}}$

36.  $e^{\ln 0.1}$

37.  $2^{\log_2 0.4}$

38.  $\log_2 2^{\sqrt{3}}$

In Problems 39–44, write each expression as the sum and/or difference of logarithms. Express powers as factors.

39.  $\log_3\left(\frac{uv^2}{w}\right), \quad u > 0, v > 0, w > 0$

40.  $\log_2(a^2\sqrt{b})^4, \quad a > 0, b > 0$

41.  $\log(x^2\sqrt{x^3 + 1}), \quad x > 0$

42.  $\log_5\left(\frac{x^2 + 2x + 1}{x^2}\right), \quad x > 0$

43.  $\ln\left(\frac{x\sqrt[3]{x^2 + 1}}{x - 3}\right), \quad x > 3$

44.  $\ln\left(\frac{2x + 3}{x^2 - 3x + 2}\right)^2, \quad x > 2$

In Problems 45–50, write each expression as a single logarithm.

45.  $3 \log_4 x^2 + \frac{1}{2} \log_4 \sqrt{x}$

46.  $-2 \log_3\left(\frac{1}{x}\right) + \frac{1}{3} \log_3 \sqrt{x}$

47.  $\ln\left(\frac{x-1}{x}\right) + \ln\left(\frac{x}{x+1}\right) - \ln(x^2 - 1)$

48.  $\log(x^2 - 9) - \log(x^2 + 7x + 12)$

49.  $2 \log 2 + 3 \log x - \frac{1}{2}[\log(x + 3) + \log(x - 2)]$

50.  $\frac{1}{2} \ln(x^2 + 1) - 4 \ln \frac{1}{2} - \frac{1}{2}[\ln(x - 4) + \ln x]$

In Problems 51 and 52, use the Change-of-Base Formula and a calculator to evaluate each logarithm. Round your answer to three decimal places.

51.  $\log_4 19$

52.  $\log_2 21$

In Problems 53 and 54, graph each function using a graphing utility and the Change-of-Base Formula.

53.  $y = \log_3 x$

54.  $y = \log_7 x$

In Problems 55–64, use transformations to graph each function. Determine the domain, range, and any asymptotes.

55.  $f(x) = 2^{x-3}$

56.  $f(x) = -2^x + 3$

57.  $f(x) = \frac{1}{2}(3^{-x})$

58.  $f(x) = 1 + 3^{2x}$

59.  $f(x) = 1 - e^x$

60.  $f(x) = 3 + \ln x$

61.  $f(x) = \frac{1}{2} \ln x$

62.  $f(x) = 3e^x$

63.  $f(x) = 3 - e^{-x}$

64.  $f(x) = 4 - \ln(-x)$

In Problems 65–84, solve each equation.

65.  $4^{1-2x} = 2$

66.  $8^{6+3x} = 4$

67.  $3^{x^2+x} = \sqrt{3}$

68.  $4^{x-x^2} = \frac{1}{2}$

69.  $\log_x 64 = -3$

70.  $\log_{\sqrt{2}} x = -6$

71.  $5^x = 3^{x+2}$

72.  $5^{x+2} = 7^{x-2}$

73.  $9^{2x} = 27^{3x-4}$

74.  $25^{2x} = 5^{x^2-12}$

75.  $\log_3 \sqrt{x-2} = 2$

76.  $2^{x+1} \cdot 8^{-x} = 4$

77.  $8 = 4^{x^2} \cdot 2^{5x}$

78.  $2^x \cdot 5 = 10^x$

79.  $\log_6(x+3) + \log_6(x+4) = 1$

80.  $\log(7x - 12) = 2 \log x$

81.  $e^{1-x} = 5$

82.  $e^{1-2x} = 4$

83.  $2^{3x} = 3^{2x+1}$

84.  $2^{x^3} = 3^{x^2}$



In Problems 85 and 86, use the following result: If  $x$  is the atmospheric pressure (measured in millimeters of mercury), then the formula for the altitude  $h(x)$  (measured in meters above sea level) is

$$h(x) = (30T + 8000) \log\left(\frac{P_0}{x}\right)$$

where  $T$  is the temperature (in degrees Celsius) and  $P_0$  is the atmospheric pressure at sea level, which is approximately 760 millimeters of mercury.

- 85. Finding the Altitude of an Airplane** At what height is a Piper Cub whose instruments record an outside temperature of  $0^\circ\text{C}$  and a barometric pressure of 300 millimeters of mercury?

- 86. Finding the Height of a Mountain** How high is a mountain if instruments placed on its peak record a temperature of  $5^\circ\text{C}$  and a barometric pressure of 500 millimeters of mercury?

- 87. Amplifying Sound** An amplifier's power output  $P$  (in watts) is related to its decibel voltage gain  $d$  by the formula  $P = 25e^{0.1d}$ .



- (a) Find the power output for a decibel voltage gain of 4 decibels.  
(b) For a power output of 50 watts, what is the decibel voltage gain?

- 88. Limiting Magnitude of a Telescope** A telescope is limited in its usefulness by the brightness of the star that it is aimed at and by the diameter of its lens. One measure of a star's brightness is its *magnitude*; the dimmer the star, the larger its magnitude. A formula for the limiting magnitude  $L$  of a telescope, that is, the magnitude of the dimmest star that it can be used to view, is given by

$$L = 9 + 5.1 \log d$$

where  $d$  is the diameter (in inches) of the lens.

- (a) What is the limiting magnitude of a 3.5-inch telescope?  
(b) What diameter is required to view a star of magnitude 14?
- 89. Salvage Value** The number of years  $n$  for a piece of machinery to depreciate to a known salvage value can be found using the formula

$$n = \frac{\log s - \log i}{\log(1 - d)}$$


where  $s$  is the salvage value of the machinery,  $i$  is its initial value, and  $d$  is the annual rate of depreciation.

- (a) How many years will it take for a piece of machinery to decline in value from \$90,000 to \$10,000 if the annual rate of depreciation is 0.20 (20%)?  
(b) How many years will it take for a piece of machinery to lose half of its value if the annual rate of depreciation is 15%?

- 90. Funding a College Education** A child's grandparents purchase a \$10,000 bond fund that matures in 18 years to be used for her college education. The bond fund pays 4% interest compounded semiannually. How much will the bond fund be worth at maturity? What is the effective rate of interest? How long would it take the bond to double in value under these terms?

- 91. Funding a College Education** A child's grandparents wish to purchase a bond that matures in 18 years to be used for her college education. The bond pays 4% interest compounded semiannually. How much should they pay so that the bond will be worth \$85,000 at maturity?

- 92. Funding an IRA** First Colonial Bankshares Corporation advertised the following IRA investment plans.

| Target IRA Plans   |  |               |
|--|--|---------------|
|  | For each \$5000 Maturity Value Desired |               |
|  | Deposit:                               | At a Term of: |
|  | \$620.17                               | 20 Years      |
|  | \$1045.02                              | 15 Years      |
|  | \$1760.92                              | 10 Years      |
|  | \$2967.26                              | 5 Years       |

- (a) Assuming continuous compounding, what was the annual rate of interest that they offered?  
(b) First Colonial Bankshares claims that \$4000 invested today will have a value of over \$32,000 in 20 years. Use the answer found in part (a) to find the actual value of \$4000 in 20 years. Assume continuous compounding.
- 93. Estimating the Date That a Prehistoric Man Died** The bones of a prehistoric man found in the desert of New Mexico contain approximately 5% of the original amount of carbon 14. If the half-life of carbon 14 is 5600 years, approximately how long ago did the man die?
- 94. Temperature of a Skillet** A skillet is removed from an oven whose temperature is  $450^\circ\text{F}$  and placed in a room whose temperature is  $70^\circ\text{F}$ . After 5 minutes, the temperature of the skillet is  $400^\circ\text{F}$ . How long will it be until its temperature is  $150^\circ\text{F}$ ?



- 95. World Population** The growth rate of the world's population in 2003 was  $k = 1.16\% = 0.0116$ . The population of the world in 2003 was 6,302,486,693. Letting  $t = 0$  represent 2003, use the uninhibited growth model to predict the world's population in the year 2010.

**SOURCE:** U.S. Census Bureau.

- 96. Radioactive Decay** The half-life of radioactive cobalt is 5.27 years. If 100 grams of radioactive cobalt is present now, how much will be present in 20 years? In 40 years?

- 97. Logistic Growth** The logistic growth model

$$P(t) = \frac{0.8}{1 + 1.67e^{-0.16t}}$$

represents the proportion of new cars with a Global Positioning System (GPS). Let  $t = 0$  represent 2003,  $t = 1$  represent 2004, and so on.

- What proportion of new cars in 2003 had a GPS?
  - Determine the maximum proportion of new cars that have a GPS.
  - Using a graphing utility, graph  $P(t)$ .
  - When will 75% of new cars have a GPS?
- 98. CBL Experiment** The following data were collected by placing a temperature probe in a portable heater, removing the probe, and then recording temperature over time.




| Time (sec.) | Temperature (°F) |
|-------------|------------------|
| 0           | 165.07           |
| 1           | 164.77           |
| 2           | 163.99           |
| 3           | 163.22           |
| 4           | 162.82           |
| 5           | 161.96           |
| 6           | 161.20           |
| 7           | 160.45           |
| 8           | 159.35           |
| 9           | 158.61           |
| 10          | 157.89           |
| 11          | 156.83           |
| 12          | 156.11           |
| 13          | 155.08           |
| 14          | 154.40           |
| 15          | 153.72           |

According to Newton's Law of Cooling, these data should follow an exponential model.

- Using a graphing utility, draw a scatter diagram for the data.
- Using a graphing utility, fit an exponential function to the data.

- Graph the exponential function found in part (b) on the scatter diagram.
- Predict how long it will take for the probe to reach a temperature of  $110^\circ\text{F}$ .

- 99. Wind Chill Factor** The following data represent the wind speed (mph) and wind chill factor at an air temperature of  $15^\circ\text{F}$ .




| Wind Speed (mph) | Wind Chill Factor (°F) |
|------------------|------------------------|
| 5                | 7                      |
| 10               | 3                      |
| 15               | 0                      |
| 20               | -2                     |
| 25               | -4                     |
| 30               | -5                     |
| 35               | -7                     |

**SOURCE:** U.S. National Weather Service

- Using a graphing utility, draw a scatter diagram with wind speed as the independent variable.
- Using a graphing utility, fit a logarithmic function to the data.
- Using a graphing utility, draw the logarithmic function found in part (b) on the scatter diagram.
- Use the function found in part (b) to predict the wind chill factor if the air temperature is  $15^\circ\text{F}$  and the wind speed is 23 mph.

- 100. Spreading of a Disease** Jack and Diane live in a small town of 50 people. Unfortunately, Jack and Diane both have a cold. Those who come in contact with someone who has this cold will themselves catch the cold. The following data represent the number of people in the small town who have caught the cold after  $t$  days.



| Days, $t$ | Number of People with Cold, $C$ |
|-----------|---------------------------------|
| 0         | 2                               |
| 1         | 4                               |
| 2         | 8                               |
| 3         | 14                              |
| 4         | 22                              |
| 5         | 30                              |
| 6         | 37                              |
| 7         | 42                              |
| 8         | 44                              |

- Using a graphing utility, draw a scatter diagram of the data. Comment on the type of relation that appears to exist between the days and number of people with a cold.



- (b) Using a graphing utility, fit a logistic function to the data.
- (c) Graph the function found in part (b) on the scatter diagram.
- (d) According to the function found in part (b), what is the maximum number of people who will catch the cold? In reality, what is the maximum number of people who could catch the cold?
- (e) Sometime between the second and third day, 10 people in the town had a cold. According to the model found in part (b), when did 10 people have a cold?
- (f) How long will it take for 46 people to catch the cold?



## Chapter Test

- Given  $f(x) = \frac{x+2}{x-2}$  and  $g(x) = 2x + 5$ , find:
  - $f \circ g$  and state its domain
  - $(g \circ f)(-2)$
  - $(f \circ g)(-2)$
- Determine whether the function is one-to-one.
  - $y = 4x^2 + 3$
  - $y = \sqrt{x+3} - 5$
- Find the inverse of  $f(x) = \frac{2}{3x-5}$  and check your answer. State the domain and range of  $f$  and  $f^{-1}$ .
- If the point  $(3, -5)$  is on the graph of a one-to-one function  $f$ , what point must be on the graph of  $f^{-1}$ ?

In Problems 5–7, find the unknown value without using a calculator.

- $3^x = 243$
- $\log_b 16 = 2$
- $\log_5 x = 4$

In Problems 8–11, use a calculator to evaluate each expression. Round your answer to three decimal places.

- $e^3 + 2$
- $\log 20$
- $\log_3 21$
- $\ln 133$

In Problems 12 and 13, use transformations to graph each function. Determine the domain, range, and any asymptotes.

- $f(x) = 4^{x+1} - 2$
- $g(x) = 1 - \log_5(x - 2)$

In Problems 14–19, solve each equation.

- $5^{x+2} = 125$
- $\log(x + 9) = 2$
- $8 - 2e^{-x} = 4$
- $\log(x^2 + 3) = \log(x + 6)$
- $7^{x+3} = e^x$
- $\log_2(x - 4) + \log_2(x + 4) = 3$

- Write  $\log_2\left(\frac{4x^3}{x^2 - 3x - 18}\right)$  as the sum and/or difference of logarithms. Express powers as factors.

- A 50-mg sample of a radioactive substance decays to 34 mg after 30 days. How long will it take for there to be 2 mg remaining?

- The average cost of college at 4-year private colleges was \$19,710 in 2003–2004. This was a 6% increase from the previous year.
  - If the cost of college increases by 6% each year, what will be the average cost of college at 4-year private colleges in 2013–2014?
  - College savings plans allow individuals to put money aside now to help pay for college later. If one such plan offers a rate of 5% compounded continuously, how much would Angie have needed to put in a college savings plan in 2003 in order to pay for 1 year of the cost of college at a 4-year private college in 2013?

- The decibel level,  $D$ , of sound is given by the equation  $D = 10 \log\left(\frac{I}{I_0}\right)$ , where  $I$  is the intensity of the sound and  $I_0 = 10^{-12}$  watts per square meter.

- If the shout of a single person measures 80 decibels, how loud will the sound be if two people shout at the same time? That is, how loud would the sound be if the intensity doubled?
- The pain threshold for sound is 125 decibels. If the Athens Olympic Stadium 2004 (Olympiako Stadio Athinas 'Spyros Louis') can seat 74,400 people, how many people in the crowd need to shout at the same time in order for the resulting sound level to meet or exceed the pain threshold? (Ignore any possible sound dampening.)

- The table shows the estimated number of U.S. cell phone subscribers (in millions),  $y$ , from 1985 to 2003. Use a graphing utility to make a scatter diagram of the data. Fit a logistic model to the data and use the model to predict the number of U.S. cell phone subscribers in 2007. Let  $x$  = the number of years since 1985.

**SOURCE:** Cellular Telecommunications & Internet Association

| $x$ | 0    | 2    | 4    | 6    | 8     | 10    | 12    | 14    | 16     | 18     |
|-----|------|------|------|------|-------|-------|-------|-------|--------|--------|
| $y$ | 0.34 | 1.23 | 3.51 | 7.56 | 16.01 | 33.76 | 55.31 | 86.05 | 128.37 | 158.72 |



## Chapter Projects



**1. Hot Coffee** A fast-food restaurant wants a special container to hold coffee. The restaurant wishes the container to quickly cool the coffee from  $200^{\circ}$  to  $130^{\circ}\text{F}$  and keep the liquid between  $110^{\circ}$  and  $130^{\circ}\text{F}$  as long as possible. The restaurant has three containers to select from.

1. The CentiKeeper Company has a container that reduces the temperature of a liquid from  $200^{\circ}\text{F}$  to  $100^{\circ}\text{F}$  in 30 minutes by maintaining a constant temperature of  $70^{\circ}\text{F}$ .

2. The TempControl Company has a container that reduces the temperature of a liquid from  $200^{\circ}\text{F}$  to  $110^{\circ}\text{F}$  in 25 minutes by maintaining a constant temperature of  $60^{\circ}\text{F}$ .

3. The Hot'n'Cold Company has a container that reduces the temperature of a liquid from  $200^{\circ}\text{F}$  to  $120^{\circ}\text{F}$  in 20 minutes by maintaining a constant temperature of  $65^{\circ}\text{F}$ .

You need to recommend which container the restaurant should purchase.

- (a) Use Newton's Law of Cooling to find a function relating the temperature of the liquid over time for each container.
- (b) How long does it take each container to lower the coffee temperature from  $200^{\circ}$  to  $130^{\circ}\text{F}$ ?
- (c) How long will the coffee temperature remain between  $110^{\circ}$  and  $130^{\circ}\text{F}$ ? This temperature is considered the optimal drinking temperature.
- (d) Graph each function using a graphing utility.
- (e) Which company would you recommend to the restaurant? Why?
- (f) How might the cost of the container affect your decision?

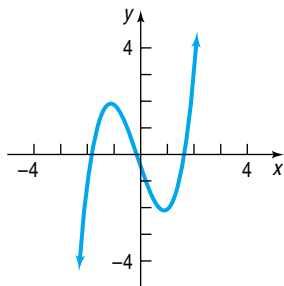
*The following projects are available on the Instructor's Resource Center (IRC):*

2. **Project at Motorola** *Thermal Fatigue of Solder Connections*
3. **Depreciation of a New Car**
4. **CBL Experiment**



## Cumulative Review

1. Is the following graph the graph of a function? If it is, is the function one-to-one?



2. For the function  $f(x) = 2x^2 - 3x + 1$ , find the following:  
(a)  $f(3)$       (b)  $f(-x)$       (c)  $f(x + h)$
3. Determine which of the following points are on the graph of  $x^2 + y^2 = 1$ .

- (a)  $\left(\frac{1}{2}, \frac{1}{2}\right)$       (b)  $\left(\frac{1}{2}, \frac{\sqrt{3}}{2}\right)$

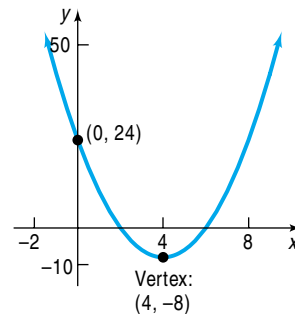
4. Solve the equation  $3(x - 2) = 4(x + 5)$ .

5. Graph the line  $2x - 4y = 16$ .

6. (a) Graph the quadratic function  $f(x) = -x^2 + 2x - 3$  by determining whether its graph opens up or down and by finding its vertex, axis of symmetry, y-intercept, and x-intercept(s), if any.

(b) Solve  $f(x) \leq 0$ .

7. Determine the quadratic function whose graph is given in the figure.





8. Graph  $f(x) = 3(x + 1)^3 - 2$  using transformations.
9. Given that  $f(x) = x^2 + 2$  and  $g(x) = \frac{2}{x - 3}$ , find  $f(g(x))$  and state its domain. What is  $f(g(5))$ ?
10. For the polynomial function  $f(x) = 4x^3 + 9x^2 - 30x - 8$ :
- Find the real zeros of  $f$ .
  - Determine the intercepts of the graph of  $f$ .
  - Use a graphing utility to approximate the local maxima and local minima.
  - By hand, draw a complete graph of  $f$ . Be sure to label the intercepts and turning points.
11. For the function  $g(x) = 3^x + 2$ :
- Graph  $g$  using transformations. State the domain, range, and horizontal asymptote of  $g$ .
  - Determine the inverse of  $g$ . State the domain, range, and vertical asymptote of  $g^{-1}$ .
  - On the same graph as  $g$ , graph  $g^{-1}$ .
12. Solve the equation  $4^{x-3} = 8^{2x}$ .
13. Solve the equation:  $\log_3(x + 1) + \log_3(2x - 3) = \log_9 9$
14. Suppose that  $f(x) = \log_3(x + 2)$ . Solve:
- $f(x) = 0$ .
  - $f(x) > 0$ .
  - $f(x) = 3$ .

15. **Data Analysis** The following data represent the percent of all drivers that have been stopped by the police for any reason within the past year by age. The median age represents the midpoint of the upper and lower limit for the age range.

| Age Range | Median Age, $x$ | Percentage Stopped, $y$ |
|-----------|-----------------|-------------------------|
| 16–19     | 17.5            | 18.2                    |
| 20–29     | 24.5            | 16.8                    |
| 30–39     | 34.5            | 11.3                    |
| 40–49     | 44.5            | 9.4                     |
| 50–59     | 54.5            | 7.7                     |
| $\geq 60$ | 69.5            | 3.8                     |

- Using your graphing utility, draw a scatter diagram of the data treating median age,  $x$ , as the independent variable.
- Determine a model that you feel best describes the relation between median age and percentage stopped. You may choose from among linear, quadratic, cubic, power, exponential, logarithmic, or logistic models.
- Provide a justification for the model that you selected in part (b).



## C H A P T E R 4 Exponential and Logarithmic Functions

### 4.1 Assess Your Understanding (page 253)

4.  $(g \circ f)(x)$  5. F 6. F 7. (a)  $-1$  (b)  $-1$  (c) 8 (d) 0 (e) 8 (f)  $-7$  9. (a) 4 (b) 5 (c)  $-1$  (d)  $-2$  11. (a) 98 (b) 49

(c) 4 (d) 4 13. (a) 97 (b)  $-\frac{163}{2}$  (c) 1 (d)  $-\frac{3}{2}$  15. (a)  $2\sqrt{2}$  (b)  $2\sqrt{2}$  (c) 1 (d) 0 17. (a)  $\frac{1}{17}$  (b)  $\frac{1}{5}$  (c) 1 (d)  $\frac{1}{2}$

19. (a)  $\frac{3}{\sqrt[3]{4} + 1}$  (b) 1 (c)  $\frac{6}{5}$  (d) 0 21.  $\{x|x \neq 0, x \neq 2\}$  23.  $\{x|x \neq -4, x \neq 0\}$  25.  $\left\{x \left| x \geq -\frac{3}{2} \right.\right\}$  27.  $\{x|x \geq 1\}$

29. (a)  $(f \circ g)(x) = 6x + 3$ ; All real numbers (b)  $(g \circ f)(x) = 6x + 9$ ; All real numbers (c)  $(f \circ f)(x) = 4x + 9$ ; All real numbers  
(d)  $(g \circ g)(x) = 9x$ ; All real numbers 31. (a)  $(f \circ g)(x) = 3x^2 + 1$ ; All real numbers (b)  $(g \circ f)(x) = 9x^2 + 6x + 1$ ; All real numbers  
(c)  $(f \circ f)(x) = 9x + 4$ ; All real numbers (d)  $(g \circ g)(x) = x^4$ ; All real numbers 33. (a)  $(f \circ g)(x) = x^4 + 8x^2 + 16$ ; All real numbers  
(b)  $(g \circ f)(x) = x^4 + 4$ ; All real numbers (c)  $(f \circ f)(x) = x^4$ ; All real numbers (d)  $(g \circ g)(x) = x^4 + 8x^2 + 20$ ; All real numbers



35. (a)  $(f \circ g)(x) = \frac{3x}{2-x}; \{x|x \neq 0, x \neq 2\}$  (b)  $(g \circ f)(x) = \frac{2(x-1)}{3}; \{x|x \neq 1\}$   
 (c)  $(f \circ f)(x) = \frac{3(x-1)}{4-x}; \{x|x \neq 1, x \neq 4\}$  (d)  $(g \circ g)(x) = x; \{x|x \neq 0\}$   
 37. (a)  $(f \circ g)(x) = \frac{4}{4+x}; \{x|x \neq -4, x \neq 0\}$  (b)  $(g \circ f)(x) = \frac{-4(x-1)}{x}; \{x|x \neq 0, x \neq 1\}$  (c)  $(f \circ f)(x) = x; \{x|x \neq 1\}$   
 (d)  $(g \circ g)(x) = x; \{x|x \neq 0\}$  39. (a)  $(f \circ g)(x) = \sqrt{2x+3}; \left\{x \left| x \geq -\frac{3}{2} \right.\right\}$  (b)  $(g \circ f)(x) = 2\sqrt{x} + 3; \{x|x \geq 0\}$   
 (c)  $(f \circ f)(x) = \sqrt[4]{x}; \{x|x \geq 0\}$  (d)  $(g \circ g)(x) = 4x + 9$ ; All real numbers 41. (a)  $(f \circ g)(x) = x; \{x|x \geq 1\}$   
 (b)  $(g \circ f)(x) = |x|$ ; All real numbers (c)  $(f \circ f)(x) = x^4 + 2x^2 + 2$ ; All real numbers (d)  $(g \circ g)(x) = \sqrt{\sqrt{x-1}-1}; \{x|x \geq 2\}$   
 43. (a)  $(f \circ g)(x) = acx + ad + b$ ; All real numbers (b)  $(g \circ f)(x) = acx + bc + d$ ; All real numbers  
 (c)  $(f \circ f)(x) = a^2x + ab + b$ ; All real numbers (d)  $(g \circ g)(x) = c^2x + cd + d$ ; All real numbers  
 45.  $(f \circ g)(x) = f(g(x)) = f\left(\frac{1}{2}x\right) = 2\left(\frac{1}{2}x\right) = x; (g \circ f)(x) = g(f(x)) = g(2x) = \frac{1}{2}(2x) = x$   
 47.  $(f \circ g)(x) = f(g(x)) = f(\sqrt[3]{x}) = (\sqrt[3]{x})^3 = x; (g \circ f)(x) = g(f(x)) = g(x^3) = \sqrt[3]{x^3} = x$   
 49.  $(f \circ g)(x) = f(g(x)) = f\left(\frac{1}{2}(x+6)\right) = 2\left[\frac{1}{2}(x+6)\right] - 6 = x + 6 - 6 = x;$   
 $(g \circ f)(x) = g(f(x)) = g(2x-6) = \frac{1}{2}(2x-6+6) = x$   
 51.  $(f \circ g)(x) = f(g(x)) = f\left(\frac{1}{a}(x-b)\right) = a\left[\frac{1}{a}(x-b)\right] + b = x; (g \circ f)(x) = g(f(x)) = g(ax+b) = \frac{1}{a}(ax+b-b) = x$   
 53.  $f(x) = x^4; g(x) = 2x + 3$  (Other answers are possible.) 55.  $f(x) = \sqrt{x}; g(x) = x^2 + 1$  (Other answers are possible.)  
 57.  $f(x) = |x|; g(x) = 2x + 1$  (Other answers are possible.) 59.  $(f \circ g)(x) = 11; (g \circ f)(x) = 2$  61.  $-3, 3$  63.  $S(t) = \frac{16}{9}\pi t^6$   
 65.  $C(t) = 15,000 + 800,000t - 40,000t^2$  67.  $C(p) = \frac{2\sqrt{100-p}}{25} + 600, 0 \leq p \leq 100$  69.  $V(r) = 2\pi r^3$   
 71. (a)  $f(x) = 0.857118x$  (b)  $g(x) = 128.6054x$  (c)  $g(f(x)) = g(0.857118x) = 110.23x$  (d) 110,230.00 yen  
 73.  $f$  is an odd function, so  $f(-x) = -f(x)$ .  $g$  is an even function, so  $g(-x) = g(x)$ .  
 Then  $(f \circ g)(-x) = f(g(-x)) = f(g(x)) = (f \circ g)(x)$ . So  $f \circ g$  is even.  
 Also,  $(g \circ f)(-x) = g(f(-x)) = g(-f(x)) = g(f(x)) = (g \circ f)(x)$ , so  $g \circ f$  is even.

## 4.2 Assess Your Understanding (page 267)

4. One-to-one 5.  $y = x$  6.  $[4, \infty)$  7. F 8. T  
 9. One-to-one 11. Not one-to-one 13. Not one-to-one 15. One-to-one  
 17. One-to-one 19. Not one-to-one 21. One-to-one

23.

| Annual Rainfall | Location                  |
|-----------------|---------------------------|
| 460.00          | Mt Waialeale, Hawaii      |
| 202.01          | Monrovia, Liberia         |
| 196.46          | Pago Pago, American Samoa |
| 191.02          | Moulmein, Burma           |
| 182.87          | Lae, Papua New Guinea     |

Domain:  $\{460.00, 202.01, 196.46, 191.02, 182.87\}$   
 Range:  $\{\text{Mt. Waialeale, Monrovia, Pago Pago, Moulmein, Lae}\}$

25.

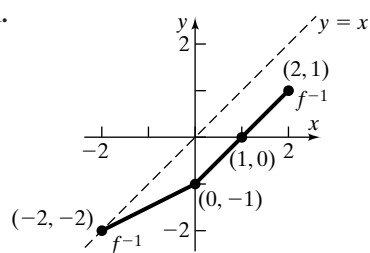
| Monthly Cost of Life Insurance | Age |
|--------------------------------|-----|
| \$7.09                         | 30  |
| \$8.40                         | 40  |
| \$11.29                        | 45  |

Domain:  $\{\$7.09, \$8.04, \$11.29\}$   
 Range:  $\{30, 40, 45\}$

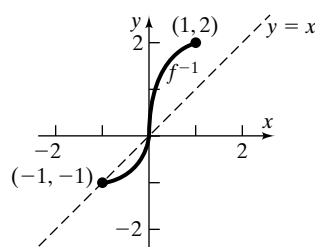
27.  $\{(5, -3), (9, -2), (2, -1), (11, 0), (-5, 1)\}$  Domain:  $\{5, 9, 2, 11, -5\}$  Range:  $\{-3, -2, -1, 0, 1\}$   
 29.  $\{(1, -2), (2, -3), (0, -10), (9, 1), (4, 2)\}$  Domain:  $\{1, 2, 0, 9, 4\}$  Range:  $\{-2, -3, -10, 1, 2\}$



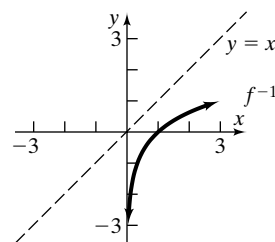
31.



33.



35.



$$37. f(g(x)) = f\left(\frac{1}{3}(x-4)\right) = 3\left[\frac{1}{3}(x-4)\right] + 4 \\ = (x-4) + 4 = x;$$

$$g(f(x)) = g(3x+4) = \frac{1}{3}[(3x+4)-4] = \frac{1}{3}(3x) = x$$

$$41. f(g(x)) = f(\sqrt[3]{x+8}) = (\sqrt[3]{x+8})^3 - 8 = (x+8) - 8 = x; \\ g(f(x)) = g(x^3 - 8) = \sqrt[3]{(x^3 - 8) + 8} = \sqrt[3]{x^3} = x$$

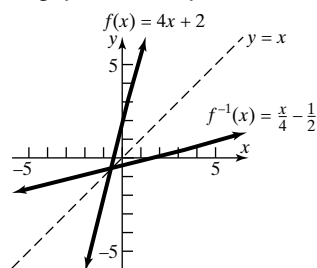
$$45. f(g(x)) = f\left(\frac{4x-3}{2-x}\right) = \frac{2\left(\frac{4x-3}{2-x}\right) + 3}{\frac{4x-3}{2-x} + 4} \\ = \frac{2(4x-3) + 3(2-x)}{4x-3 + 4(2-x)} = \frac{5x}{5} = x;$$

$$g(f(x)) = g\left(\frac{2x+3}{x+4}\right) = \frac{4\left(\frac{2x+3}{x+4}\right) - 3}{2 - \frac{2x+3}{x+4}} \\ = \frac{4(2x+3) - 3(x+4)}{2(x+4) - (2x+3)} = \frac{5x}{5} = x$$

$$49. f^{-1}(x) = \frac{x}{4} - \frac{1}{2}$$

$$f(f^{-1}(x)) = f\left(\frac{x}{4} - \frac{1}{2}\right) = 4\left(\frac{x}{4} - \frac{1}{2}\right) + 2 = (x-2) + 2 = x$$

$$f^{-1}(f(x)) = f^{-1}(4x+2) = \frac{4x+2}{4} - \frac{1}{2} = \left(x + \frac{1}{2}\right) - \frac{1}{2} = x$$

Domain  $f$  = Range  $f^{-1}$  = All real numbersRange  $f$  = Domain  $f^{-1}$  = All real numbers

$$39. f(g(x)) = f\left(\frac{x}{4} + 2\right) = 4\left[\frac{x}{4} + 2\right] - 8 = (x+8) - 8 = x;$$

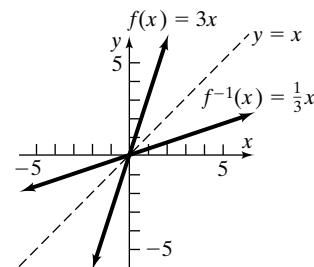
$$g(f(x)) = g(4x-8) = \frac{4x-8}{4} + 2 = (x-2) + 2 = x$$

$$43. f(g(x)) = f\left(\frac{1}{x}\right) = \frac{1}{\left(\frac{1}{x}\right)} = x; g(f(x)) = g\left(\frac{1}{x}\right) = \frac{1}{\left(\frac{1}{x}\right)} = x$$

$$47. f^{-1}(x) = \frac{1}{3}x$$

$$f(f^{-1}(x)) = f\left(\frac{1}{3}x\right) = 3\left(\frac{1}{3}x\right) = x$$

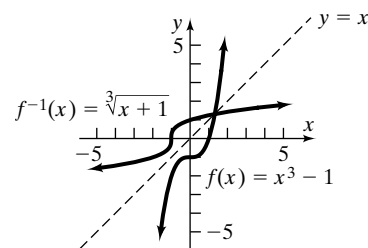
$$f^{-1}(f(x)) = f^{-1}(3x) = \frac{1}{3}(3x) = x$$

Domain  $f$  = Range  $f^{-1}$  = All real numbersRange  $f$  = Domain  $f^{-1}$  = All real numbers

$$51. f^{-1}(x) = \sqrt[3]{x+1}$$

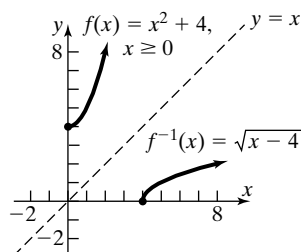
$$f(f^{-1}(x)) = f(\sqrt[3]{x+1}) = (\sqrt[3]{x+1})^3 - 1 = x$$

$$f^{-1}(f(x)) = f^{-1}(x^3 - 1) = \sqrt[3]{(x^3 - 1) + 1} = x$$

Domain  $f$  = Range  $f^{-1}$  = All real numbersRange  $f$  = Domain  $f^{-1}$  = All real numbers

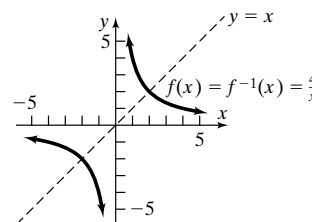


53.  $f^{-1}(x) = \sqrt{x-4}, x \geq 4$   
 $f(f^{-1}(x)) = f(\sqrt{x-4}) = (\sqrt{x-4})^2 + 4 = x$   
 $f^{-1}(f(x)) = f^{-1}(x^2 + 4) = \sqrt{(x^2 + 4) - 4} = \sqrt{x^2} = x, x \geq 0$   
Domain  $f$  = Range  $f^{-1} = \{x|x \geq 0\}$  or  $[0, \infty)$   
Range  $f$  = Domain  $f^{-1} = \{x|x \geq 4\}$  or  $[4, \infty)$



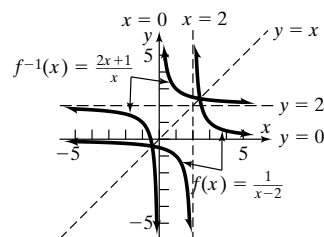
55.  $f^{-1}(x) = \frac{4}{x}$   
 $f(f^{-1}(x)) = f\left(\frac{4}{x}\right) = \frac{4}{\left(\frac{4}{x}\right)} = x$   
 $f^{-1}(f(x)) = f^{-1}\left(\frac{4}{x}\right) = \frac{4}{\left(\frac{4}{x}\right)} = x$

Domain  $f$  = Range  $f^{-1}$  = All real numbers except 0  
Range  $f$  = Domain  $f^{-1}$  = All real numbers except 0



57.  $f^{-1}(x) = \frac{2x+1}{x}$   
 $f(f^{-1}(x)) = f\left(\frac{2x+1}{x}\right) = \frac{1}{\frac{2x+1}{x}-2} = \frac{x}{(2x+1)-2x} = x$   
 $f^{-1}(f(x)) = f^{-1}\left(\frac{1}{x-2}\right) = \frac{2\left(\frac{1}{x-2}\right)+1}{\frac{1}{x-2}} = \frac{2+(x-2)}{1} = x$

Domain  $f$  = Range  $f^{-1}$  = All real numbers except 2  
Range  $f$  = Domain  $f^{-1}$  = All real numbers except 0



59.  $f^{-1}(x) = \frac{2-3x}{x}$   
 $f(f^{-1}(x)) = f\left(\frac{2-3x}{x}\right) = \frac{2}{3+\frac{2-3x}{x}} = \frac{2x}{3x+2-3x} = \frac{2x}{2} = x$   
 $f^{-1}(f(x)) = f^{-1}\left(\frac{2}{3+x}\right) = \frac{2-3\left(\frac{2}{3+x}\right)}{\frac{2}{3+x}} = \frac{2(3+x)-3 \cdot 2}{2} = \frac{2x}{2} = x$

Domain  $f$  = All real numbers except -3  
Range  $f$  = Domain  $f^{-1}$  = All real numbers except 0

61.  $f^{-1}(x) = \frac{-2x}{x-3}$   
 $f(f^{-1}(x)) = f\left(\frac{-2x}{x-3}\right) = \frac{3\left(\frac{-2x}{x-3}\right)}{\frac{-2x}{x-3}+2} = \frac{3(-2x)}{-2x+2(x-3)} = \frac{-6x}{-6} = x$   
 $f^{-1}(f(x)) = f^{-1}\left(\frac{3x}{x+2}\right) = \frac{-2\left(\frac{3x}{x+2}\right)}{\frac{3x}{x+2}-3} = \frac{-2(3x)}{3x-3(x+2)} = \frac{-6x}{-6} = x$

Domain  $f$  = All real numbers except -2  
Range  $f$  = Domain  $f^{-1}$  = All real numbers except 3

63.  $f^{-1}(x) = \frac{x}{3x-2}$   
 $f(f^{-1}(x)) = f\left(\frac{x}{3x-2}\right) = \frac{2\left(\frac{x}{3x-2}\right)}{3\left(\frac{x}{3x-2}\right)-1} = \frac{2x}{3x-(3x-2)} = \frac{2x}{2} = x$   
 $f^{-1}(f(x)) = f^{-1}\left(\frac{2x}{3x-1}\right) = \frac{\frac{2x}{3x-1}}{3\left(\frac{2x}{3x-1}\right)-2} = \frac{2x}{6x-2(3x-1)} = \frac{2x}{2} = x$

Domain  $f$  = All real numbers except  $\frac{1}{3}$   
Range  $f$  = Domain  $f^{-1}$  = All real numbers except  $\frac{2}{3}$



$$65. f^{-1}(x) = \frac{3x + 4}{2x - 3}$$

$$f(f^{-1}(x)) = f\left(\frac{3x + 4}{2x - 3}\right) = \frac{3\left(\frac{3x + 4}{2x - 3}\right) + 4}{2\left(\frac{3x + 4}{2x - 3}\right) - 3} = \frac{3(3x + 4) + 4(2x - 3)}{2(3x + 4) - 3(2x - 3)}$$

$$= \frac{17x}{17} = x$$

$$f^{-1}(f(x)) = f^{-1}\left(\frac{3x + 4}{2x - 3}\right) = \frac{3\left(\frac{3x + 4}{2x - 3}\right) + 4}{2\left(\frac{3x + 4}{2x - 3}\right) - 3} = \frac{3(3x + 4) + 4(2x - 3)}{2(3x + 4) - 3(2x - 3)}$$

$$= \frac{17x}{17} = x$$

Domain  $f$  = All real numbers except  $\frac{3}{2}$

Range  $f$  = Domain  $f^{-1}$  = All real numbers except  $\frac{3}{2}$

$$69. f^{-1}(x) = \frac{2}{\sqrt{1 - 2x}}$$

$$f(f^{-1}(x)) = f\left(\frac{2}{\sqrt{1 - 2x}}\right) = \frac{\frac{4}{1 - 2x} - 4}{2 \cdot \frac{4}{1 - 2x}} = \frac{4 - 4(1 - 2x)}{2 \cdot 4} = \frac{8x}{8} = x$$

$$f^{-1}(f(x)) = f^{-1}\left(\frac{x^2 - 4}{2x^2}\right) = \frac{2}{\sqrt{1 - 2\left(\frac{x^2 - 4}{2x^2}\right)}} = \frac{2}{\sqrt{\frac{4}{x^2}}} = \sqrt{x^2}$$

$$= x, \text{ since } x > 0.$$

Domain  $f$  =  $\{x|x > 0\}$  or  $(0, \infty)$

Range  $f$  = Domain  $f^{-1}$  =  $\left\{x \mid x < \frac{1}{2}\right\}$  or  $\left(-\infty, \frac{1}{2}\right)$

$$67. f^{-1}(x) = \frac{-2x + 3}{x - 2}$$

$$f(f^{-1}(x)) = f\left(\frac{-2x + 3}{x - 2}\right) = \frac{2\left(\frac{-2x + 3}{x - 2}\right) + 3}{\frac{-2x + 3}{x - 2} + 2}$$

$$= \frac{2(-2x + 3) + 3(x - 2)}{-2x + 3 + 2(x - 2)} = \frac{-x}{-1} = x$$

$$f^{-1}(f(x)) = f^{-1}\left(\frac{2x + 3}{x - 2}\right) = \frac{2\left(\frac{-2x + 3}{x - 2}\right) + 3}{\frac{-2x + 3}{x - 2} + 2}$$

$$= \frac{2(-2x + 3) + 3(x - 2)}{-2x + 3 + 2(x - 2)} = \frac{-x}{-1} = x$$

Domain  $f$  = All real numbers except  $-2$

Range  $f$  = Domain  $f^{-1}$  = All real numbers except  $2$

$$71. \text{(a) } 0 \quad \text{(b) } 2 \quad \text{(c) } 0 \quad \text{(d) } 1 \quad 73. f^{-1}(x) = \frac{1}{m}(x - b),$$

$m \neq 0$     75. Quadrant I    77. Possible answer:  $f(x) = |x|$ ,

$x \geq 0$ , is one-to-one;  $f^{-1}(x) = x, x \geq 0$

$$79. \text{(a) } C(H) = \frac{H + 10.53}{2.15} \quad \text{(b) } 16.99 \text{ in.}$$

$$81. x(p) = \frac{300 - p}{50}, p \leq 300$$

$$83. f^{-1}(x) = \frac{-dx + b}{cx - a}; f = f^{-1} \text{ if } a = -d$$

87. Yes, if the domain is  $\{x|x \geq 0\}$ .

89. On the line  $y = x$ ; no; no.

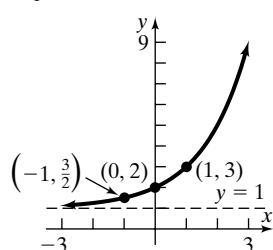
### 4.3 Assess Your Understanding (page 282)

6.  $\left(-1, \frac{1}{a}\right), (0, 1), (1, a)$     7. 1    8. 4    9. F    10. F    11. (a) 11.212    (b) 11.587    (c) 11.664    (d) 11.665    13. (a) 8.815    (b) 8.821    (c) 8.824

(d) 8.825    15. (a) 21.217    (b) 22.217    (c) 22.440    (d) 22.459    17. 3.320    19. 0.427    21. Not exponential    23. Exponential;  $a = 4$

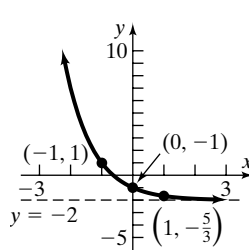
25. Exponential;  $a = 2$     27. Not exponential    29. B    31. D    33. A    35. E

37.



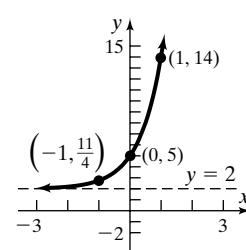
Domain: All real numbers  
Range:  $\{y|y > 1\}$  or  $(1, \infty)$   
Horizontal asymptote:  $y = 1$

39.



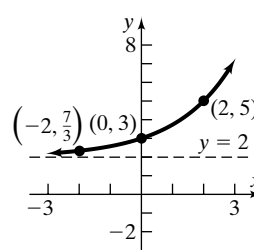
Domain: All real numbers  
Range:  $\{y|y > -2\}$  or  $(-2, \infty)$   
Horizontal asymptote:  $y = -2$

41.



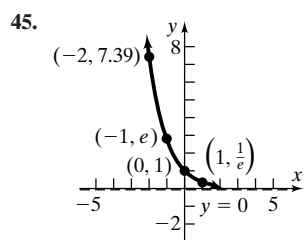
Domain: All real numbers  
Range:  $\{y|y > 2\}$  or  $(2, \infty)$   
Horizontal asymptote:  $y = 2$

43.

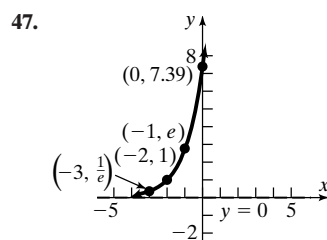


Domain: All real numbers  
Range:  $\{y|y > 2\}$  or  $(2, \infty)$   
Horizontal asymptote:  $y = 2$

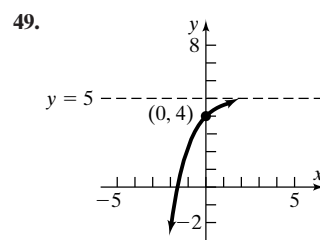




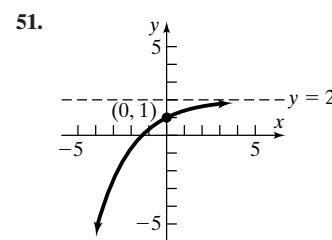
Domain: All real numbers  
Range:  $\{y|y > 0\}$  or  $(0, \infty)$   
Horizontal asymptote:  $y = 0$



Domain: All real numbers  
Range:  $\{y|y > 0\}$  or  $(0, \infty)$   
Horizontal asymptote:  $y = 0$



Domain: All real numbers  
Range:  $\{y|y < 5\}$  or  $(-\infty, 5)$   
Horizontal asymptote:  $y = 5$



Domain: All real numbers  
Range:  $\{y|y < 2\}$  or  $(-\infty, 2)$   
Horizontal asymptote:  $y = 2$

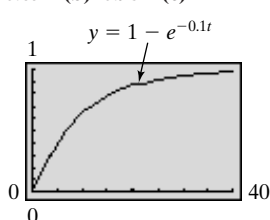
53.  $\left\{\frac{1}{2}\right\}$  55.  $\{-\sqrt{2}, 0, \sqrt{2}\}$  57.  $\left\{1 - \frac{\sqrt{6}}{3}, 1 + \frac{\sqrt{6}}{3}\right\}$  59.  $\{0\}$  61.  $\{4\}$  63.  $\left\{\frac{3}{2}\right\}$  65.  $\{1, 2\}$  67.  $\frac{1}{49}$  69.  $\frac{1}{4}$  71.  $f(x) = 3^x$

73.  $f(x) = -6^x$  75. (a) 74% (b) 47% 77. (a) \$12,123 (b) \$6443 79. 3.35 mg; 0.45 mg

81. (a) 0.63 (b) 0.98 (c) 1

83. (a) 0.0516 (b) 0.0888

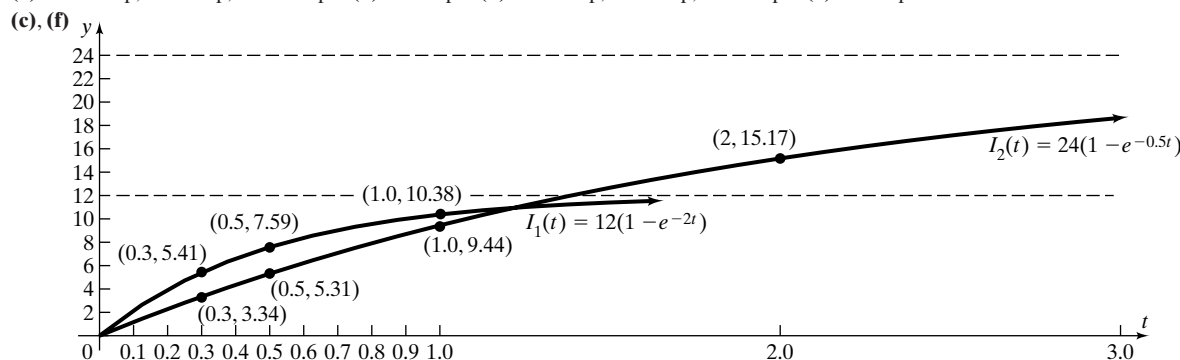
(d)



(e) About 7 min

85. (a) 70.95% (b) 72.62% (c) 100%

87. (a) 5.41 amp, 7.59 amp, 10.38 amp (b) 12 amp (d) 3.34 amp, 5.31 amp, 9.44 amp (e) 24 amp



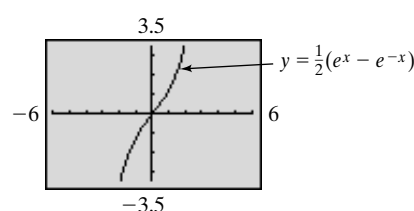
89.  $n = 4$ : 2.7083;  $n = 6$ : 2.7181;  $n = 8$ : 2.7182788;  $n = 10$ : 2.7182818

91.  $\frac{f(x+h) - f(x)}{h} = \frac{a^{x+h} - a^x}{h} = \frac{a^x a^h - a^x}{h} = \frac{a^x(a^h - 1)}{h}$  93.  $f(-x) = a^{-x} = \frac{1}{a^x} = \frac{1}{f(x)}$

95. (a)  $f(-x) = \frac{1}{2}(e^{-x} - e^{-(-x)}) = \frac{1}{2}(e^{-x} - e^x)$   
 $= -\frac{1}{2}(e^x - e^{-x}) = -f(x)$

97.  $f(1) = 5, f(2) = 17, f(3) = 257, f(4) = 65,537,$   
 $f(5) = 4,294,967,297 = 641 \times 6,700,417$

(b)





**4.4 Assess Your Understanding** (page 296)

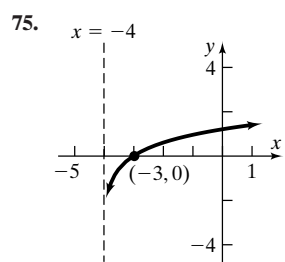
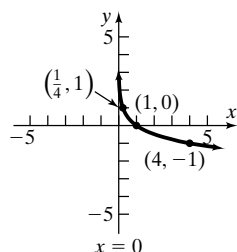
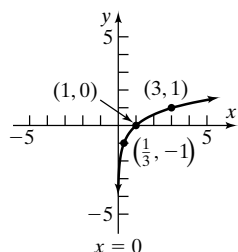
4.  $\{x|x > 0\}$  or  $(0, \infty)$  5.  $\left(\frac{1}{a}, -1\right), (1, 0), (a, 1)$  6. 1 7. F 8. T 9.  $2 = \log_3 9$  11.  $2 = \log_a 1.6$

13.  $2 = \log_{1.1} M$  15.  $x = \log_2 7.2$  17.  $\sqrt{2} = \log_x \pi$  19.  $x = \ln 8$  21.  $2^3 = 8$  23.  $a^6 = 3$  25.  $3^x = 2$  27.  $2^{1.3} = M$  29.  $(\sqrt{2})^x = \pi$

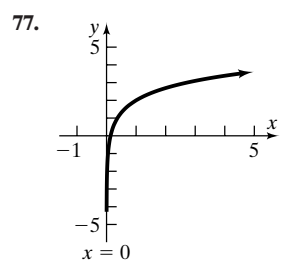
31.  $e^x = 4$  33. 0 35. 2 37. -4 39.  $\frac{1}{2}$  41. 4 43.  $\frac{1}{2}$  45.  $\{x|x > 3\}; (3, \infty)$  47. All real numbers except 0;  $\{x|x \neq 0\}$  49.  $\{x|x > 0\}; (0, \infty)$

51.  $\{x|x > -1\}; (-1, \infty)$  53.  $\{x|x < -1 \text{ or } x > 0\}; (-\infty, -1) \text{ or } (0, \infty)$  55.  $\{x|x \geq 1\}; [1, \infty)$  57. 0.511 59. 30.099 61.  $\sqrt{2}$

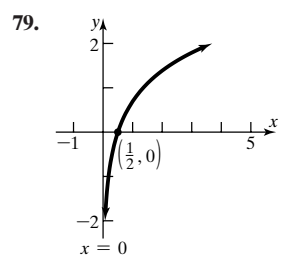
63. 65. 67. B 69. D 71. A 73. E



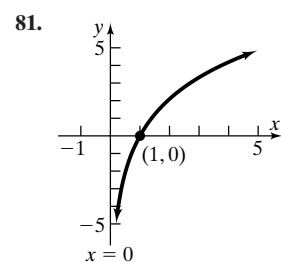
Domain:  $(-4, \infty)$   
Range:  $(-\infty, \infty)$   
Vertical asymptote:  $x = -4$



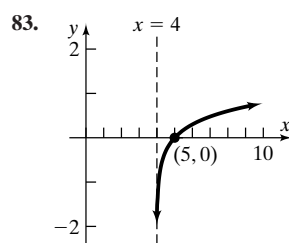
Domain:  $(0, \infty)$   
Range:  $(-\infty, \infty)$   
Vertical asymptote:  $x = 0$



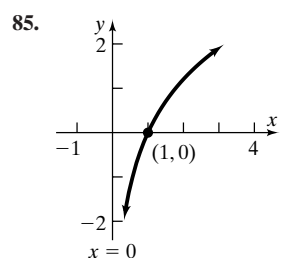
Domain:  $(0, \infty)$   
Range:  $(-\infty, \infty)$   
Vertical asymptote:  $x = 0$



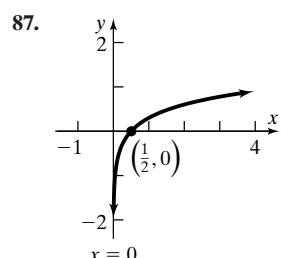
Domain:  $(0, \infty)$   
Range:  $(-\infty, \infty)$   
Vertical asymptote:  $x = 0$



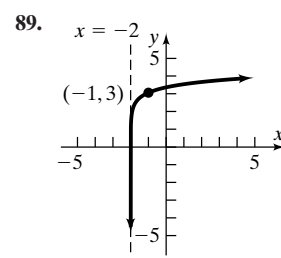
Domain:  $(4, \infty)$   
Range:  $(-\infty, \infty)$   
Vertical asymptote:  $x = 4$



Domain:  $(0, \infty)$   
Range:  $(-\infty, \infty)$   
Vertical asymptote:  $x = 0$

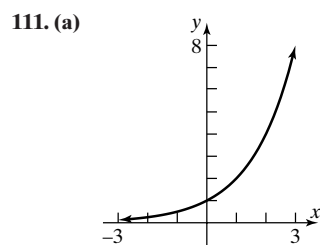


Domain:  $(0, \infty)$   
Range:  $(-\infty, \infty)$   
Vertical asymptote:  $x = 0$



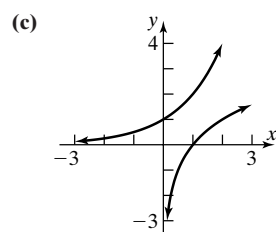
Domain:  $(-2, \infty)$   
Range:  $(-\infty, \infty)$   
Vertical asymptote:  $x = -2$

91.  $\{9\}$  93.  $\left\{\frac{7}{2}\right\}$  95.  $\{2\}$  97.  $\{5\}$  99.  $\{3\}$  101.  $\{2\}$  103.  $\left\{\frac{\ln 10}{3}\right\}$  105.  $\left\{\frac{\ln 8 - 5}{2}\right\}$  107.  $\{-2\sqrt{2}, 2\sqrt{2}\}$  109.  $\{-1\}$



Domain:  $(-\infty, \infty)$   
Range:  $(0, \infty)$   
Horizontal asymptote:  $y = 0$

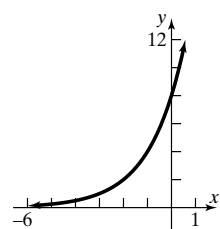
(b)  $f^{-1}(x) = \log_2 x$



Domain of  $f^{-1} = \text{Range of } f = (0, \infty)$   
Range of  $f^{-1} = \text{Domain of } f = (-\infty, \infty)$   
Vertical asymptote of  $f^{-1}: x = 0$

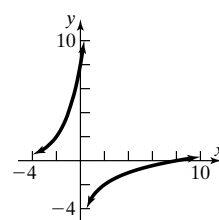


113. (a)

Domain:  $(-\infty, \infty)$ Range:  $(0, \infty)$ Horizontal asymptote:  $y = 0$ 

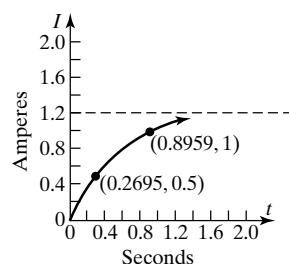
(b)  $f^{-1}(x) = \log_2 x + 3$

(c)

Domain of  $f^{-1}$  = Range of  $f = (0, \infty)$ Range of  $f^{-1}$  = Domain of  $f = (-\infty, \infty)$ Vertical asymptote of  $f^{-1}$ :  $x = 0$ 

115. (a) 1 (b) 2 (c) 3 (d) It increases. (e) 0.000316 (f)  $3.981 \times 10^{-8}$  117. (a) 5.97 km (b) 0.90 km 119. (a) 6.93 min  
 (b) 16.09 min (c) No, since  $F(t)$  can never equal 1 121.  $h \approx 2.29$ , so the time between injections is about 2 hr, 17 min

123. 0.2695 sec  
 0.8959 sec



125. 50 decibels (dB)

127. 110 dB

129. 8.1

131. (a)  $k = 20.07$  (b) 91% (c) 0.175 (d) 0.08133. Because  $y = \log_1 x$  means  $1^y = 1 = x$ , which cannot be true for  $x \neq 1$ 

#### 4.5 Assess Your Understanding (page 307)

1. Sum 2. 7 3.  $r \log_a M$  4. F 5. F 6. T 7. 71 9. -4 11. 7 13. 1 15. 1 17. 2 19.  $\frac{5}{4}$  21. 4 23.  $a + b$  25.  $b - a$

27.  $3a$  29.  $\frac{1}{5}(a + b)$  31.  $2 + \log_5 x$  33.  $3 \log_2 z$  35.  $1 + \ln x$  37.  $\ln x + x$  39.  $2 \log_a u + 3 \log_a v$  41.  $2 \ln x + \frac{1}{2} \ln(1 - x)$

43.  $3 \log_2 x - \log_2(x - 3)$  45.  $\log x + \log(x + 2) - 2 \log(x + 3)$  47.  $\frac{1}{3} \ln(x - 2) + \frac{1}{3} \ln(x + 1) - \frac{2}{3} \ln(x + 4)$

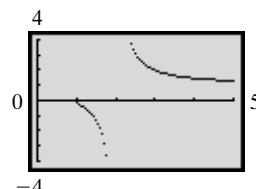
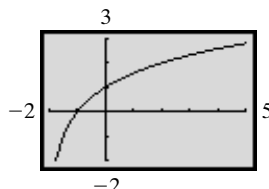
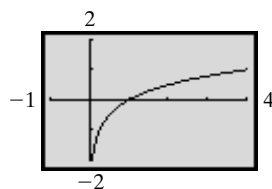
49.  $\ln 5 + \ln x + \frac{1}{2} \ln(1 + 3x) - 3 \ln(x - 4)$  51.  $\log_5 u^3 v^4$  53.  $-\frac{5}{2} \log_3 x$  55.  $\log_4 \left[ \frac{x - 1}{(x + 1)^4} \right]$  57.  $-2 \ln(x - 1)$

59.  $\log_2[x(3x - 2)^4]$  61.  $\log_a \left( \frac{25x^6}{\sqrt{2x + 3}} \right)$  63.  $\log_2 \left[ \frac{(x + 1)^2}{(x + 3)(x - 1)} \right]$  65. 2.771 67. -3.880 69. 5.615 71. 0.874

73.  $y = \frac{\log x}{\log 4}$

75.  $y = \frac{\log(x + 2)}{\log 2}$

77.  $y = \frac{\log(x + 1)}{\log(x - 1)}$



79.  $y = Cx$  81.  $y = Cx(x + 1)$  83.  $y = Ce^{3x}$  85.  $y = Ce^{-4x} + 3$  87.  $y = \frac{\sqrt[3]{C(2x + 1)^{1/6}}}{(x + 4)^{1/9}}$  89. 3 91. 1

93.  $\log_a(x + \sqrt{x^2 - 1}) + \log_a(x - \sqrt{x^2 - 1}) = \log_a[(x + \sqrt{x^2 - 1})(x - \sqrt{x^2 - 1})]$   
 $= \log_a[x^2 - (x^2 - 1)] = \log_a 1 = 0$

95.  $\ln(1 + e^{2x}) = \ln[e^{2x}(e^{-2x} + 1)] = \ln e^{2x} + \ln(e^{-2x} + 1) = 2x + \ln(1 + e^{-2x})$

97.  $y = f(x) = \log_a x$ ;  $a^y = x$  implies  $a^y = \left(\frac{1}{a}\right)^{-y} = x$ , so  $-y = \log_{1/a} x = -f(x)$ .

99.  $f(x) = \log_a x$ ;  $f\left(\frac{1}{x}\right) = \log_a \frac{1}{x} = \log_a 1 - \log_a x = -f(x)$  101.  $\log_a \frac{M}{N} = \log_a (M \cdot N^{-1}) = \log_a M + \log_a N^{-1} = \log_a M - \log_a N$ ,  
 since  $a^{\log_a N^{-1}} = N^{-1}$  implies  $a^{-\log_a N^{-1}} = N$ ; i.e.,  $\log_a N = -\log_a N^{-1}$ .



**4.6 Assess Your Understanding** (page 313)

5. 6   7. 16   9. 8   11. 3   13. 5   15.  $-1 + \sqrt{1 + e^4} \approx 6.456$    17.  $\frac{\ln 3}{\ln 2} \approx 1.585$    19. 0   21.  $\frac{\ln 10}{\ln 2} \approx 3.322$    23.  $-\frac{\ln 1.2}{\ln 8} \approx -0.088$
25.  $\frac{\ln 3}{2 \ln 3 + \ln 4} \approx 0.307$    27.  $\frac{\ln 7}{\ln 0.6 + \ln 7} \approx 1.356$    29. 0   31.  $\frac{\ln \pi}{1 + \ln \pi} \approx 0.534$    33.  $\frac{\ln 1.6}{3 \ln 2} \approx 0.226$    35.  $\frac{9}{2}$    37. 2   39. 1   41. 16
43.  $-1, \frac{2}{3}$    45. 0   47.  $\ln(2 + \sqrt{5}) \approx 1.444$    49.  $\frac{1}{10^{\frac{1}{\log 5}} + \frac{1}{\log 3}}$    51. 2.79   53.  $-0.57$    55.  $-0.70$    57. 0.57   59. 0.39, 1.00   61. 1.32
63. 1.31   65. (a) Around the middle of the year 2006   (b) In the beginning of the year 2021
67. (a) After 2.4 years   (b) After 6.5 years   (c) After 10 years

**4.7 Assess Your Understanding** (page 322)

3. \$108.29   5. \$609.50   7. \$697.09   9. \$12.46   11. \$125.23   13. \$88.72   15. \$860.72   17. \$554.09   19. \$59.71   21. \$361.93   23. 5.35%
25. 26%   27.  $6\frac{1}{4}\%$  compounded annually   29. 9% compounded monthly   31. 104.32 mo (about 8.7 yr); 103.97 mo (about 8.66 yr)
33. 61.02 mo; 60.82 mo   35. 15.27 yr or 15 yr, 3 mo   37. \$104,335   39. \$12,910.62   41. About \$30.17 per share or \$3017   43. 9.35%
45. Not quite. Jim will have \$1057.60. The second bank gives a better deal, since Jim will have \$1060.62 after 1 yr.
47. Will has \$11,632.73; Henry has \$10,947.89.   49. (a) Interest is \$30,000   (b) Interest is \$38,613.59   (c) Interest is \$37,752.73. Simple interest at 12% is best.   51. (a) \$1364.62   (b) \$1353.35   53. \$4631.93

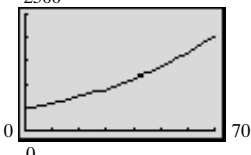
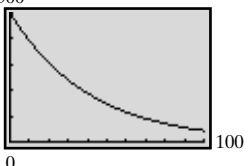
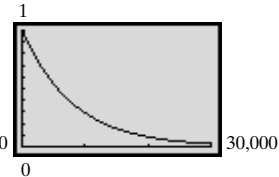
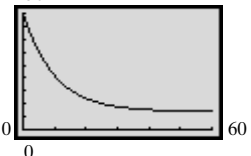
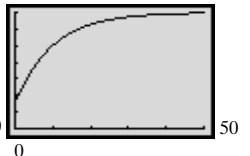
55. (a) 6.1 yr   (b) 18.45 yr   (c)  $mP = P\left(1 + \frac{r}{n}\right)^{nt}$

$$m = \left(1 + \frac{r}{n}\right)^{nt}$$

$$\ln m = \ln\left(1 + \frac{r}{n}\right)^{nt} = nt \ln\left(1 + \frac{r}{n}\right)$$

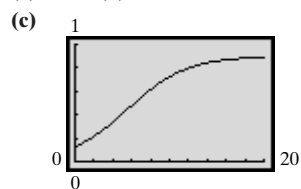
$$t = \frac{\ln m}{n \ln\left(1 + \frac{r}{n}\right)}$$

**4.8 Assess Your Understanding** (page 334)

1. (a) 500 insects  
(b)  $0.02 = 2\%$   
(c) 
- (d) About 611 insects  
(e) After about 23.5 days  
(f) After about 34.7 days
3. (a)  $-0.0244 = -2.44\%$   
(b) 
- (c) About 391.7 g  
(d) After about 9.1 yr  
(e) 28.4 yr
5. 5832; 3.9 days  
7. 25,198  
9. 9.797 g
11. (a) 9727 yr ago  
(b) 
- (c) 5600 yr
13. (a) 5:18 PM  
(b) 
- (c) About 14.3 min  
(d) The temperature of the pizza approaches 70°F.
15. (a) 18.63°C; 25.1°C  
(b) 
17. 7.34 kg; 76.6 h  
19. 26.6 days

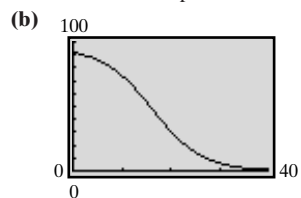


21. (a) 90% (b) 12.86%



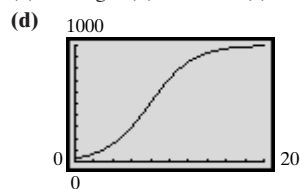
- (d) 85.77%  
(e) 1996  
(f) About 5.6 yr

27. (a) In 1984, 91.8% of households did not own a personal computer.

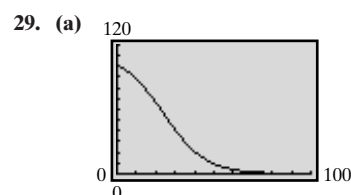


- (c) 70.6% (d) During 2007

23. (a) 1000 g (b) 43.9% (c) 30 g



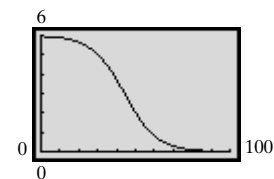
- (e) 616.6 g  
(f) After 9.85 h  
(g) About 7.9 h



- (b) 0.78 or 78%  
(c) 50 people

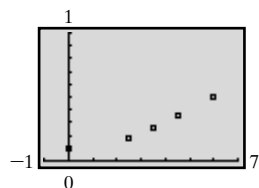
25. (a)  $9.23 \times 10^{-3}$ , or about 0

- (b) 0.81, or about 1  
(c) 5.01, or about 5  
(d)  $57.91^\circ, 43.99^\circ, 30.07^\circ$

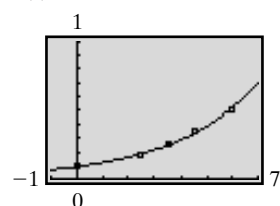


## 4.9 Assess Your Understanding (page 342)

1. (a)

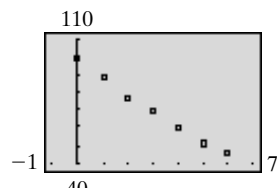


- (b)  $y = 0.0903(1.3384)^x$   
(c)  $N(t) = 0.0903e^{0.2915t}$   
(d)

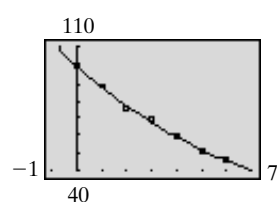


- (e) 0.69 (f) After about 7.26 h

3. (a)

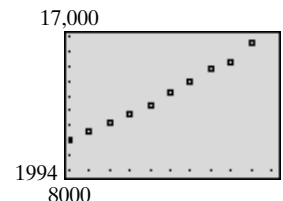


- (b)  $y = 100.326(0.8769)^x$   
(c)  $A = 100.326e^{-0.1314t}$   
(d)



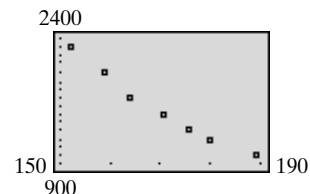
- (e) 5.3 weeks (f) 0.14 g  
(g) After about 12.3 weeks

5. (a)



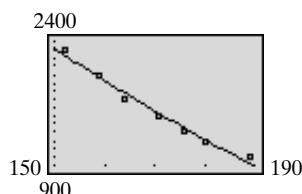
- (b)  $y = 2.2908 \times 10^{-44}(1.056554737)^x$   
(c) 5.66%  
(d) \$44,230.54  
(e) In 2023

7. (a)



- (b)  $y = 32,741.02 - 6070.96 \ln x$

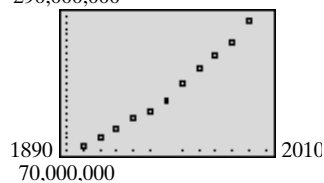
- (c)



- (d) Approximately 168 computers

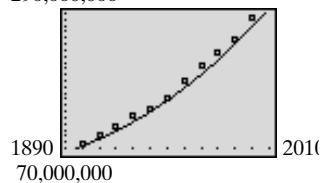


9. (a) 290,000,000



$$(b) y = \frac{799,475,916.5}{1 + 1.56344 \times 10^{14} e^{-0.0160x}}$$

(c) 290,000,000

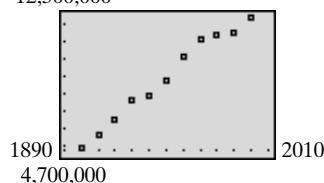


(d) 799,475,917

(e) Approximately 279,809,184

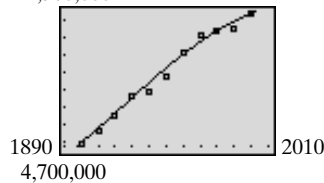
(f) 2011

11. (a) 12,500,000



$$(b) y = \frac{14,471,245.24}{1 + 3.860 \times 10^{20} e^{-0.0246x}}$$

(c) 12,500,000

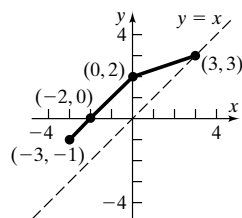


(d) 14,471,245

(e) Approximately 12,811,429

**Review Exercises** (page 348)1. (a) -26 (b) -241 (c) 16 (d) -1 3. (a)  $\sqrt{11}$  (b) 1 (c)  $\sqrt{\sqrt{6} + 2}$  (d) 19 5. (a)  $e^4$  (b)  $3e^{-2} - 2$  (c)  $e^{e^4}$  (d) -177.  $(f \circ g)(x) = 1 - 3x$ , all real numbers;  $(g \circ f)(x) = 7 - 3x$ , all real numbers; $(f \circ f)(x) = x$ , all real numbers;  $(g \circ g)(x) = 9x + 4$ , all real numbers9.  $(f \circ g)(x) = 27x^2 + 3|x| + 1$ , all real numbers;  $(g \circ f)(x) = 3|3x^2 + x + 1|$ , all real numbers; $(f \circ f)(x) = 3(3x^2 + x + 1)^2 + 3x^2 + x + 2$ , all real numbers;  $(g \circ g)(x) = 9|x|$ , all real numbers11.  $(f \circ g)(x) = \frac{1+x}{1-x}$ ,  $\{x|x \neq 0, x \neq 1\}$ ;  $(g \circ f)(x) = \frac{x-1}{x+1}$ ,  $\{x|x \neq -1, x \neq 1\}$ ;  $(f \circ f)(x) = x$ ,  $\{x|x \neq 1\}$ ;  $(g \circ g)(x) = x$ ,  $\{x|x \neq 0\}$ 13. (a) One-to-one (b)  $\{(2, 1), (5, 3), (8, 5), (10, 6)\}$ 

15.



17.  $f^{-1}(x) = \frac{2x+3}{5x-2}$

$$f(f^{-1}(x)) = \frac{2\left(\frac{2x+3}{5x-2}\right) + 3}{5\left(\frac{2x+3}{5x-2}\right) - 2} = x$$

$$f^{-1}(f(x)) = \frac{2\left(\frac{2x+3}{5x-2}\right) + 3}{5\left(\frac{2x+3}{5x-2}\right) - 2} = x$$

Domain of  $f$  = Range of  $f^{-1}$  = all real numbers except  $\frac{2}{5}$ Range of  $f$  = Domain of  $f^{-1}$  = all real numbers except  $\frac{2}{5}$ 

19.  $f^{-1}(x) = \frac{x+1}{x}$

$$f(f^{-1}(x)) = \frac{1}{\frac{x+1}{x} - 1} = x$$

$$f^{-1}(f(x)) = \frac{\frac{1}{x-1} + 1}{\frac{1}{x-1}} = x$$

Domain of  $f$  = Range of  $f^{-1}$  = all real numbers except 1Range of  $f$  = Domain of  $f^{-1}$  = all real numbers except 0



$$21. f^{-1}(x) = \frac{27}{x^3}$$

$$f(f^{-1}(x)) = \frac{3}{\left(\frac{27}{x^3}\right)^{1/3}} = x$$

$$f^{-1}(f(x)) = \frac{27}{\left(\frac{3}{x^{1/3}}\right)^3} = x$$

Domain of  $f$  = Range of  $f^{-1}$  = all real numbers except 0

Range of  $f$  = Domain of  $f^{-1}$  = all real numbers except 0

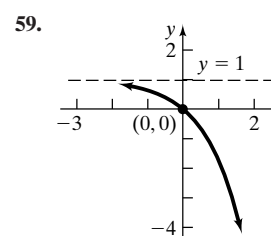
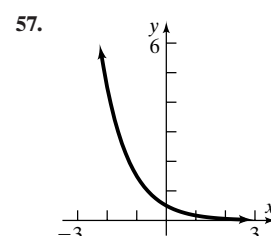
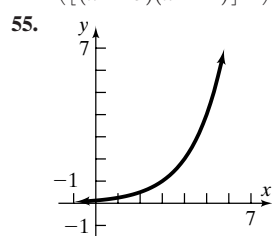
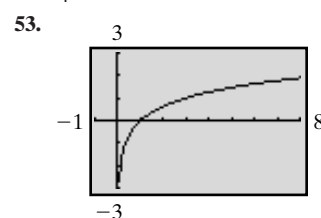
$$23. (a) 81 \quad (b) 2 \quad (c) \frac{1}{9} \quad (d) -3$$

$$25. \log_5 z = 2 \quad 27. 5^{13} = u$$

$$29. \left\{x \mid x > \frac{2}{3}\right\}; \left(\frac{2}{3}, \infty\right) \quad 31. \left\{x \mid x < 1 \text{ or } x > 2\right\}; (-\infty, 1) \text{ or } (2, \infty)$$

$$33. -3 \quad 35. \sqrt{2} \quad 37. 0.4 \quad 39. \log_3 u + 2 \log_3 v - \log_3 w \quad 41. 2 \log x + \frac{1}{2} \log(x^3 + 1) \quad 43. \ln x + \frac{1}{3} \ln(x^2 + 1) - \ln(x - 3)$$

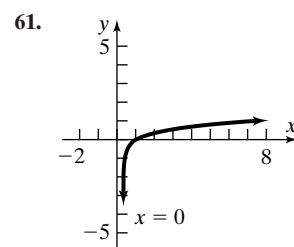
$$45. \frac{25}{4} \log_4 x \quad 47. -2 \ln(x + 1) \quad 49. \log\left(\frac{4x^3}{[(x+3)(x-2)]^{1/2}}\right) \quad 51. 2.124$$



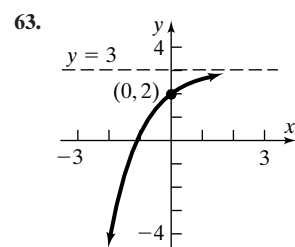
Domain:  $(-\infty, \infty)$   
Range:  $(0, \infty)$   
Horizontal asymptote:  $y = 0$

Domain:  $(-\infty, \infty)$   
Range:  $(0, \infty)$   
Horizontal asymptote:  $y = 0$

Domain:  $(-\infty, \infty)$   
Range:  $(-\infty, 1)$   
Horizontal asymptote:  $y = 1$



Domain:  $(0, \infty)$   
Range:  $(-\infty, \infty)$   
Vertical asymptote:  $x = 0$



Domain:  $(-\infty, \infty)$   
Range:  $(-\infty, 3)$   
Horizontal asymptote:  $y = 3$

$$65. \left\{\frac{1}{4}\right\} \quad 67. \left\{\frac{-1 - \sqrt{3}}{2}, \frac{-1 + \sqrt{3}}{2}\right\} \quad 69. \left\{\frac{1}{4}\right\} \quad 71. \left\{\frac{2 \ln 3}{\ln 5 - \ln 3} \approx 4.301\right\}$$

$$73. \left\{\frac{12}{5}\right\} \quad 75. \{83\} \quad 77. \left\{\frac{1}{2}, -3\right\} \quad 79. \{-1\} \quad 81. \{1 - \ln 5 \approx -0.609\}$$

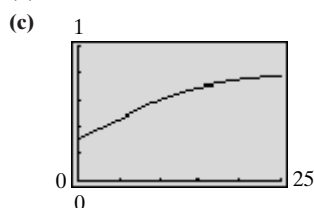
$$83. \left\{\frac{\ln 3}{3 \ln 2 - 2 \ln 3} \approx -9.327\right\} \quad 85. 3229.5 \text{ m} \quad 87. (a) 37.3 \text{ W} \quad (b) 6.9 \text{ dB}$$

$$89. (a) 9.85 \text{ yr} \quad (b) 4.27 \text{ yr} \quad 91. \$41,668.97 \quad 93. 24,203 \text{ yr ago}$$

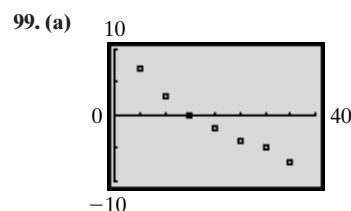
$$95. 6,835,600,129$$

$$97. (a) 0.3$$

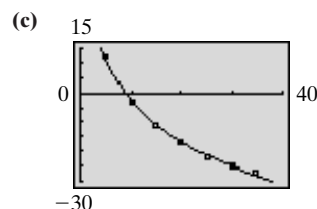
$$(b) 0.8$$



$$(d) \text{ In 2023}$$



$$(b) \text{ Wind chill} = 18.921 - 7.096 \ln(\text{wind speed})$$



$$(d) \text{ Approximately } -3^\circ\text{F}$$



**Chapter Test** (page 352)

1. (a)  $f \circ g = \frac{2x+7}{2x+3}$ ; Domain:  $\left\{x \mid x \neq -\frac{3}{2}\right\}$     (b)  $(g \circ f)(-2) = 5$     (c)  $(f \circ g)(-2) = -3$

2. (a) The function is not one-to-one.    (b) The function is one-to-one.

3.  $f^{-1}(x) = \frac{2+5x}{3x}$

|          | Domain               | Range                |
|----------|----------------------|----------------------|
| $f$      | $x \neq \frac{5}{3}$ | $y \neq 0$           |
| $f^{-1}$ | $x \neq 0$           | $y \neq \frac{5}{3}$ |

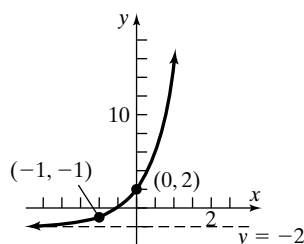
4. The point  $(-5, 3)$  must be on the graph of  $f^{-1}$ .    5.  $x = 5$     6.  $b = 4$     7.  $x = 625$     8.  $e^3 + 2 \approx 22.086$     9.  $\log 20 \approx 1.301$

10.  $\log_3 21 = \frac{\ln 21}{\ln 3} \approx 2.771$     11.  $\ln 133 \approx 4.890$

12. Domain:  $\{x \mid -\infty < x < \infty\}$

Range:  $\{y \mid y > -2\}$

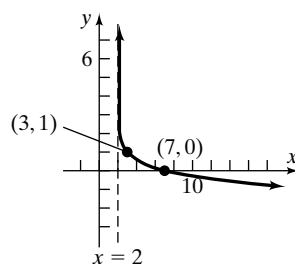
Asymptote:  $y = -2$



13. Domain:  $\{x \mid x > 2\}$

Range:  $\{y \mid -\infty < y < \infty\}$

Asymptote:  $x = 2$



14.  $x = 1$     15.  $x = 91$     16.  $x = -\ln 2 \approx -0.693$     17.  $\frac{1-\sqrt{13}}{2} \approx -1.303, \frac{1+\sqrt{13}}{2} \approx 2.303$     18.  $x = \frac{3 \ln 7}{1 - \ln 7} \approx -6.172$

19.  $x = 2\sqrt{6} \approx 4.899$     20.  $2 + 3 \log_2 x - \log_2(x-6) - \log_2(x+3)$     21. About 250.39 days    22. (a) \$35,298    (b) \$21,409

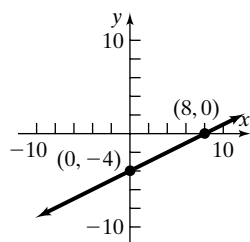
23. (a) About 83 decibels    (b) The pain threshold will be exceeded if 31,623 people shouted at the same time.

24.  $y = \frac{213}{1 + 205.86e^{-0.3564t}}$ ; 197 million U.S. cell phone subscribers

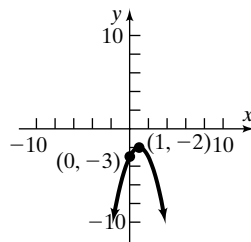
**Cumulative Review** (page 353)

1. Yes; no    2. (a) 10    (b)  $2x^2 + 3x + 1$     (c)  $2x^2 + 4xh + 2h^2 - 3x - 3h + 1$     3.  $\left(\frac{1}{2}, \frac{\sqrt{3}}{2}\right)$  is on the graph    4. -26

5.



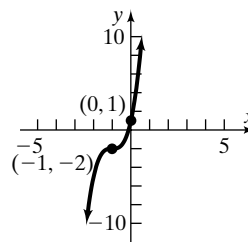
6. (a)



(b)  $\{x \mid -\infty < x < \infty\}$

7.  $f(x) = 2(x-4)^2 - 8 = 2x^2 - 16x + 24$

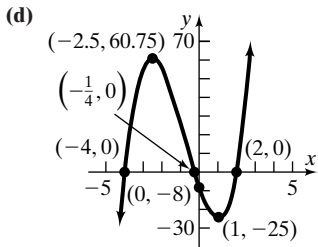
8.



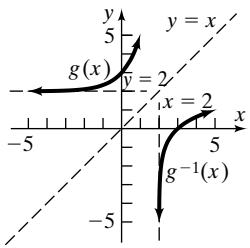
9.  $f(g(x)) = \frac{4}{(x-3)^2} + 2$ ; domain:  $\{x \mid x \neq 3\}; 3$



10. (a) Zeros:  $-4, -\frac{1}{4}, 2$   
(b)  $x$ -intercepts:  $-4, -\frac{1}{4}, 2$ ;  $y$ -intercept:  $-8$   
(c) Local maximum of  $60.75$  occurs at  $x = -2.5$ ;  
Local minimum of  $-25$  occurs at  $x = 1$



11. (a), (c)



Domain  $g = \text{Range } g^{-1} = (-\infty, \infty)$   
Range  $g = \text{Domain } g^{-1} = (2, \infty)$   
(b)  $g^{-1}(x) = \log_3(x - 2)$

12.  $-\frac{3}{2}$     13. 2    14. (a)  $-1$     (b)  $\{x|x > -1\}$  or  $(-1, \infty)$     (c) 25    15. (a) 20

(b) Answers will vary.

