

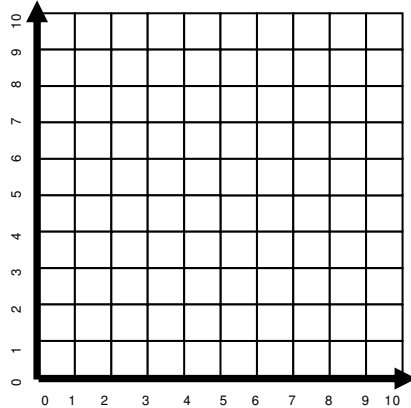
Name _____

Date _____

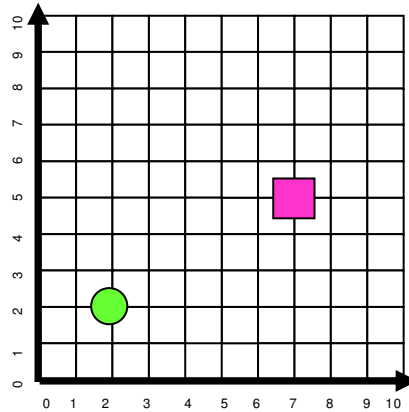
Graphing Real World Math Problems - Independent Practice Worksheet

Complete all the problems.

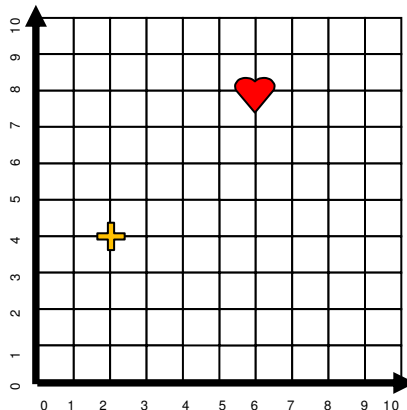
1. Fred drives 7 blocks east (right), then 5 blocks north (up), and 4 blocks south (down). Where did he end up? Use the coordinate graph below to help you.



2. Line segments below represent a meter. How many meters apart are the rectangle and circle below?



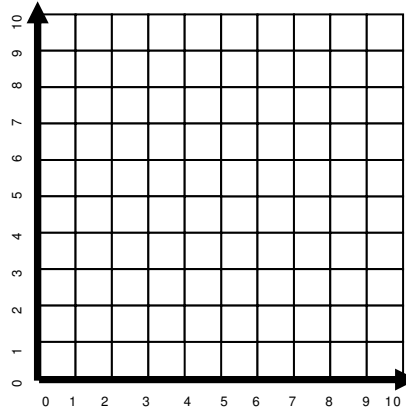
3. If each line segment below represents a mile, how many miles apart are the heart and cross sign below?



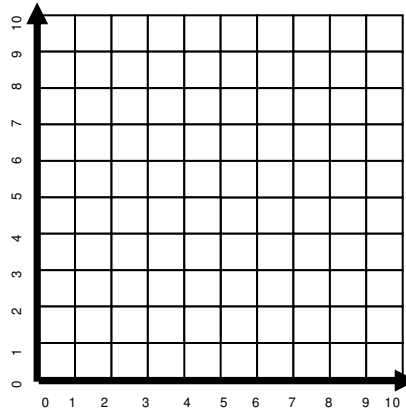
Name _____

Date _____

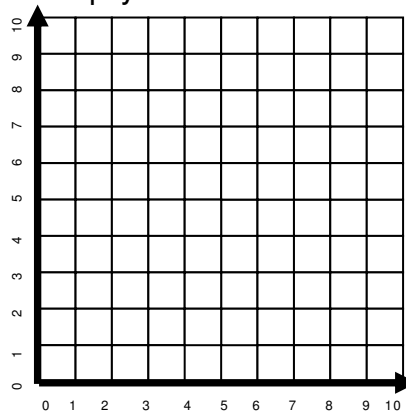
4. Holcomb walks 8 blocks east (right), then 4 blocks north (up), and 3 blocks south (down). Where did he end up? Use the coordinate graph below to help you.



5. A beaver burrows 7 blocks east (right), then 6 blocks north (up), and 4 blocks west (left). Where did he end up? Use the coordinate graph below to help you.



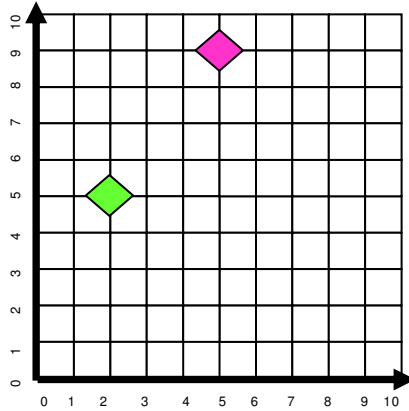
6. A baby learned to walk. He walked 6 blocks east (right), then 8 blocks north (up), and 4 blocks south (down). Where did he end up? Use the coordinate graph below to help you.



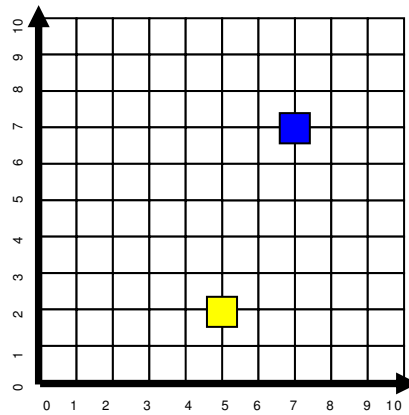
Name _____

Date _____

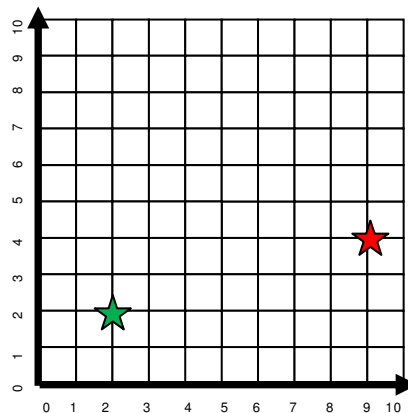
7. If each line segment below represents a kilometer, how many kilometers apart are the green diamond and pink diamond below?



8. Each line segment represents an inch, how many inches apart are the yellow box and blue box below?



9. Each line segment below represents a yard, how many yards apart are the green star and red star below?



Name _____

Date _____

10. A boat sailed 6 blocks east (right), then 2 blocks north (up), and 3 blocks west (left). Where did he end? Use the coordinate graph below to help you.

