

[Form 8A-Application for Transposition of entry in electoral roll .](#)

(Transposition means to change of one Part to another in same Assembly constituency)

The elector fills Form 8A if the applicant has moved from one part to the other within the same constituency.

- Go to **FORMS** in left side menu.
Click on the **Transpose your records online (Form 8A)** in the sub menu displayed.

MENU

- Search Electoral Roll
- Photo Electoral Roll (PDF)
- Polling Stations
- Election Archives
- Previous Election Results
- EVMs
- EPIC
- Notifications
- Model Code of Conduct

FORMS

- Offline Forms and Procedures
- Include your name online
- Delete your name online
- Correct your record online
- Transpose your record online**
- Track Status

CURRENT EVENTS

North Goa : Abstract statement of Assembly Elections 2007 - Election Expenses filed by the Candidates Winners, Runner-up

North Goa : Abstract statement of Lok Sabha 2009 - Election Expenses filed by the Candidates Winners, Runner-up

South Goa : Abstract statement of Lok Sabha 2009 - Election Expenses filed by the Candidates Winners, Runner-up

General Elections 2009

Rajya Sabha Contesting Candidates Affidavits **News**

Affidavits of Candidates - Assembly Elections 2007

Service Electors List

CONSTITUENCY MAP

MAHARASHTRA

PERNEM

K
A
R

(A blank Online Application for transposition of entry in electoral roll [FORM 8A] Will open.)

Online Application for transposition of entry in electoral roll
[FORM 8A]

Applicant Type: Self Others

State: Assembly:
Constituency:


Part No: (Type in Serial No and Click Go)

Serial No:

Details of Person whose entry is to be Modified(Transposed)

[Search Applicant](#)

Type the characters you see in the Picture:

Picture: 

Type Characters* (Case Sensitive)

- Select **Assembly constituency and Part No.**

To retrieve electors detail there are 2 ways:

- [a\)If Sr.Nois not known then click on **Search Applicant**.](#)
- [b\)If Sr.No. Is known then click **GO**.](#)


a) [If Sr.Nois not known then click on **Search Applicant**.](#)

Online Application for transposition of entry in electoral roll [FORM 8A]

Applicant Type: Self Others

State: Assembly Constituency:

Part No: (Type in Serial No and Click Go)

Serial No: 

Details of Person whose entry is to be Modified(Transposed)

[Search Applicant](#)

Search Elector Details -- Web Page Dialog

Search Elector Information

Assembly Constituency:

Enter First Name :

Enter Last Name :

Select Gender :


- Enter the **First Name** and **Last Name** of the Elector.
(Incase user does not know the full name the user can enter the first 2-3 alphabets of the name)
- Click on **Search** Button.
It will display all the entries meeting the selected criteria in the grid below.

Online Application for transposition of entry in electoral roll
[FORM 8A]

Applicant Type: Self Others

State: Assembly Constituency:

Part No: (Type in Serial No and Click Go)

Serial No: 

Details of Person whose entry is to be Modified(Transposed)

[Search Applicant](#)

Search Elector Details -- Web Page Dialog

Search Elector Information

Assembly Constituency:

Enter First Name :

Enter Last Name :

Select Gender :

First Name	Last Name	Part No	Sr No	Age	Relation First Name	Relation Type
Ramiro Francisco	Diniz	17	1	49	Francisco Xavier	Father

- Click on the required Elector.
All the personal and Address details will be displayed.

Details of Person whose entry is to be Modified(Transposed)

Search Applicant

Epic Number: GA/01/013/045101

Section: Sec No.1 Near St. Lawrence Church Baixo De Igreja

First Name: Ramiro Francisco

Last Name: Diniz

Relation Type: Father Mother Husband Others

Name: Francisco Xavier Surname: Diniz

[b\)If Sr.No. Is known then click GO.](#)

Online Application for transposition of entry in electoral roll
[FORM 8A]

Applicant Type: Self Others

State: Goa Assembly Constituency: 14-St. Andre

Part No: 17 (Type in Serial No and Click Go)

Serial No: 1

Details of Person whose entry is to be Modified(Transposed)

Search Applicant

Epic Number: GA/01/013/045101

Section: Sec No.1 Near St. Lawrence Church Baixo De Igreja

First Name: Ramiro Francisco

Last Name: Diniz

Relation Type: Father Mother Husband Others

Name: Francisco Xavier Surname: Diniz

The applicant's details whose entry is to be transposed are fetched.

Particulars Of Present Place of Ordinary Residence & Transposition Details



Part *: 38 Taluka*: Pernem
Section*: Sec No.4 near V.P. Parcem Harijan Wada
Area Type*: Village Town/Village*: Parcem
Pincode*: 403512 Post Office*: Pernem
PC: North Goa District: North Goa
House/Door No.*: 11
Phonetic *: 11 Devnagari*: 11
Extra House Number: 11
Phonetic : 11 Devanagri: 11

Period of Continuous Residence at the above address
Years*: 2 Months*:

Applicant's Other Details

Photo*: C:\Documents and Set Browse...
Locality Details: sanquelim
Email Id*: aa@yahoo.com Phone Number: 9988665522
Place*: ponda

Type the characters you see in the Picture:

Picture:  

Type Characters*: WF8B5 (Case Sensitive)

- Select the modified **Part** and **Section**.
Address details will be displayed automatically.
- Enter **House No ,Phonetics, Period of continues resident** in that place and Applicants other details.

[To enter character given in the picture field.](#)

- Incase the applicant is not able to view the captcha characters he can perform the following steps

Type the characters you see in the Picture:

Picture:  

Type Characters*: (Case Sensitive)

- Click on the option marked and the captcha codes will change.
- **Type the characters** and click **Save**.
This will generate **Report** and **Acknowledgement No** to check the status.

Track Your Application Status

Form saved successfully,Your Acknowledgement No is **IS0501401720100002**.

Current Status : Awaiting signed copy of acknowledgement to be recieved at ERO's office

Acknowledgement No *:

First Name*:

- Enter **Acknowledgement No** and **First Name** then click **Search** . This will show the following window.

Track Your Application Status

[Click Here To Print Acknowledgement Receipt]

Acknowledgement No *:

First Name*:

Current Status : Awaiting signed hardcopy of acknowledgement to be received at ERO's office

[**Click here to print Acknowledgement Receipt**] will print the receipt .

The application should be printed,duly signed and posted to the address mentioned on the printed copy.The Acknowlegment No. generated after printing the application should be maintained for tracking the status of the application.

[To view sample Report of form 8A](#)

[Guidelines form 8A](#)

- Once the system generated Receipt is printed it should be send to the below given address .

**The Electoral Registration Officer
(St.Andre) Assembly Constituency.
Office of The Collector Of North Goa District.**

St Andre is the Assembly of the applicant.

North Goa is the district of Applicant.

- **Detail discription of documentary proof is given in GUIDELINES FOR FILLING UP THE APPLICATION FORM-8A in the link Sample report of form 8A.**
- **The paper on which the report is printed should be thick enough and should be folded at the given mark so that it does not get mutilated /damaged in postal transit.**
- **Once the application is received by concerened department the Section-II of the page is filled by Electoral Registration Officer of the constituency and posted to the applicant on the address as given by the applicant in Section-I.**