

Centre Number

Candidate Number

Cambridge Young Learners English

# Starters Listening

Sample Paper



UNIVERSITY of CAMBRIDGE  
ESOL Examinations

English for Speakers of Other Languages

There are 20 questions.

You will need coloured pens or pencils.

My name is: .....




Blank Page

2

### Part 1

- 5 questions -

Listen and draw lines. There is one example.



3

**Part 2**

– 5 questions –

Read the question. Listen and write a name or a number.

There are two examples.

**Examples**

What is the girl's name? ..... Lucy .....

How old is she? ..... 7 .....

**Questions**

1 What is Lucy's friend's name? .....

2 Which class are the two children in at school? .....

3 How many dogs are there at Lucy's house? .....

4 What's the name of Lucy's favourite dog? .....

5 How many fish has Lucy's friend got? .....

## Part 3

- 5 questions -

Listen and tick (✓) the box. There is one example.



What's Pat doing?

A B C 

1 Which is May?


A B C 

2 Which is Nick's favourite ice-cream?




A B C 

6

3 What's Ben doing?

A B C 

4 Where's Kim's doll?

A B C 

5 What's Dad doing?

A B C 

7

**Part 4**

– 5 questions –

Listen and colour. There is one example.



8

## **Starters** Listening **Marking Key**

( ) = Acceptable extra words are placed in brackets  
/ = A single slash is placed between acceptable alternative words within an answer  
// = A double slash is placed between acceptable alternative complete answers

### **Part 1** 5 marks

*Lines should be drawn between:*

- 1 Clock and between two pictures on wall
- 2 Book and under table
- 3 Phone and on mat
- 4 Camera and in cupboard
- 5 Shell and on table next to robot

### **Part 2** 5 marks

- 1 ALEX
- 2 8//eight
- 3 3//three
- 4 S-O-C-K-S
- 5 12//twelve

### **Part 3** 5 marks

- 1 A
- 2 B
- 3 B
- 4 C
- 5 A

### **Part 4** 5 marks

- 1 Colour bird on man's head – pink
- 2 Colour bird in tree – yellow
- 3 Colour bird next to plane – green
- 4 Colour bird in front of door – brown
- 5 Colour bird between flowers – red

## Starters Listening Tapescript

R = rubric	Fch = Female child
F = Female adult	Mch = Male child
M = Male adult	

**R** Hello. This is the University of Cambridge Starters Listening Test.

Look at Part One. Now look at the picture. Listen and look. There is one example.

**F** Put the radio on the bookcase.

**M** Sorry? Put the radio where?

**F** On the bookcase.

**M** Right.

**R** Can you see the line? This is an example. Now you listen and draw lines.

**One**

**F** Put the clock between the two pictures.

**M** Pardon? Where do I put the clock?

**F** On the wall. Between the two pictures.

**M** OK.

**R** **Two**

**F** Now put the book under the table.

**M** Sorry? Put the book where?

**F** Put it under the small table

**M** Right. I can do that.

**R** **Three**

**F** And now, please put the phone on the mat.

**M** The phone?

**F** Yes. Put it on the mat.

**M** All right. I'm drawing that line now.

**R** **Four**

**F** Now the camera! Put it in the cupboard.

**M** Where?

**F** Put the camera in the cupboard.

**M** OK.

**R** **Five**

**F** And now put the shell on the table, next to the robot.

**M** Sorry? Put the shell where?

**F** Put it on the table, next to the robot.

**M** Yes. OK.

**R** Now listen to Part One again.

That is the end of Part One.

Part Two. Look at the picture. Listen and write a name or a number. There are two examples.

**M** Hello. Are you the girl in this picture?

**Fch** Yes. My name's Lucy.

**M** And how do you spell your name?

**Fch** L-U-C-Y.

**M** And how old are you, Lucy?

**Fch** I'm seven.

**M** Seven?

**Fch** Yes!

**R** Can you see the answers? Now you listen and write a name or a number.

**One**

**M** Is this your friend in the picture with you?

**Fch** Yes, it is.

**M** What's his name?

**Fch** His name's Alex.

**M** How do you spell that?

**Fch** A-L-E-X.

**R** **Two**

**M** Is he in your class at school?

**Fch** Yes! We're in class eight.

**M** Sorry?

**Fch** In class eight. And we've got a great teacher.

**R** **Three**

**M** And have you got a dog, Lucy?

**Fch** Oh yes. There are three dogs at our house.

**M** Three dogs?

**Fch** Yes. That's right. They're small dogs, not big dogs.

**R** **Four**

**M** And which is your favourite dog, Lucy?

**Fch** Oh, Socks is my favourite. He's very funny.

**M** And how do you spell that?

**Fch** S-O-C-K-S.

**M** That's a good name for a dog!

**R** **Five**

**M** And has your friend got any animals?

**Fch** Yes. He's got some beautiful fish.

**M** Fish? How many?

**Fch** He's got twelve.

**M** Twelve fish!

**Fch** Yes.

**R** Now listen to Part Two again.

That is the end of Part Two.

Part Three. Look at the pictures. Now listen and look. There is one example. What's Pat doing?

**Fch** Is Pat at your house?

**Mch** Yes, she is.

**Fch** Is she playing in the garden?

**Mch** No. She's reading in the living room.

**R** Can you see the tick? Now you listen and tick the box.

**One.** Which is May?

## Starters Listening

**Mch** Where's May, Mum?

**F** Is that her, wearing trousers?

**Mch** No, she's wearing a skirt.

**F** Oh yes, and a T-shirt. She looks great.

**R** Two. Which is Nick's favourite ice-cream?

**Fch** Is that an apple ice-cream, Nick?

**Mch** No, it's pineapple.

**Fch** Is that your favourite?

**Mch** No. My favourite's banana.

**R** Three. What's Ben doing?

**F** Is Ben on the beach?

**Mch** Yes. He's with his friends.

**F** Are they swimming?

**Mch** No, they're kicking a ball.

**R** Four. Where's Kim's doll?

**M** Why are you sad, Kim?

**Fch** I can't find my doll.

**M** Is it in the toy box?

**Fch** No! Oh look. I can see it. It's behind the chair.

**R** Five. What's Dad doing?

**Fch** Is Dad in the bedroom?

**F** No, he's in the bathroom.

**Fch** Oh yes, he's listening to the radio.

**F** No, he's singing. That's nice.

**R** Now listen to Part Three again.

That is the end of Part Three.

Part Four.

Look at the picture. Listen and look. There is one example.

**F** Can you see the bird in the water?

**Mch** Yes, I can.

**F** Right. Now colour it orange.

**Mch** Pardon?

**F** Colour the bird in the water orange.

**R** Can you see the orange bird in the water?

This is an example. Now you listen and colour.

One

**F** Now find the bird on the man.

**Mch** It's sitting on the man's head!

**F** (Laughing) Yes it is. What a funny bird! Can you colour it pink?

**Mch** Pink?

**F** That's right.

**R** Two

**F** Look at the bird in the tree.

**Mch** OK, I can see it. Can I colour it?

**F** Yes. Colour it yellow.

**Mch** OK. A yellow bird in the tree.

**R** Three

**F** Can you see the bird next to the plane?

**Mch** Pardon? Which bird?

**F** The bird next to the plane. It's got a very long tail.

**Mch** Oh yes. I can see it.

**F** Colour it green.

**Mch** Right. I'm colouring it green now.

**R** Four

**Mch** Look. There's a bird in front of the door.

**F** Yes there is. Colour it brown.

**Mch** A brown bird in front of the door.

**F** Yes, that's nice.

**R** Five

**F** Can you see the bird between the flowers?

**Mch** Yes. It's eating.

**F** Colour it red.

**Mch** A red bird between the flowers?

**F** That's right. Well done! The picture looks good now.

**R** Now listen to Part Four again.

That is the end of the Starters Listening Test.