

**QUESTIONS TO ASK BEFORE BEGINNING A PROJECT:**

What is my budget?

What is the goal of this project? (remodel, add space, new)

What do I like most about my current kitchen?

What do I like least about my current kitchen?

When do I want to start this project? When do I want to complete it?

Is there enough counter space for the appliances I use everyday?

Are there any entertainment features I want to include?

Do I need to apply for any permits?

Will this be a DIY project or require the expertise of professionals?

How much storage do I need?

What kind of countertop material do I want?

What types of activities occur most in the kitchen now?  
(cooking, homework, bill paying, baking, etc.)

**CHECKLIST - GETTING STARTED:**

Goal of the project:  
Remodel/update

Add space

New Kitchen

Budget:

Target start date:

Target completion date:

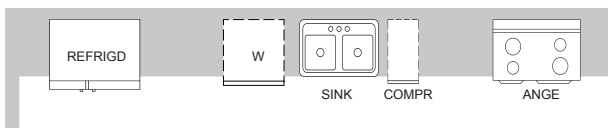
**CHECKLIST - SELECT A LAYOUT:**

Room dimensions:

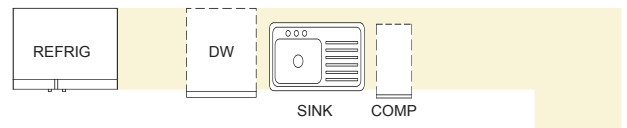
Current square footage:

Desired square footage:

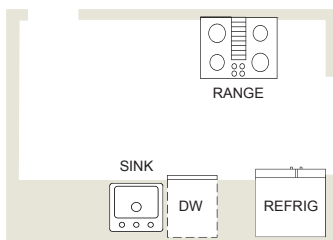
Standard layouts (circle one):



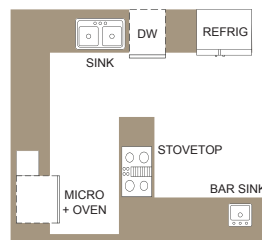
ONE WALL KITCHEN



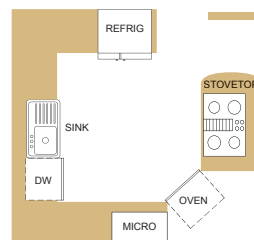
THE L KITCHEN



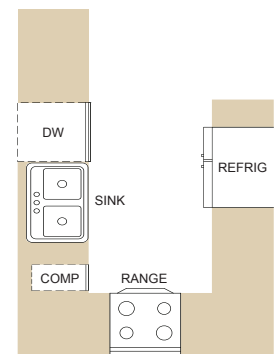
THE CORRIDOR KITCHEN



THE DOUBLE L KITCHEN



THE G KITCHEN



THE U KITCHEN


## CHECKLIST - FIND A LOOK:



Formal, dignified, and elegant, this design family is also often characteristically warm and inviting. Potential color palettes often combine soft peach, green or tan tones with darker surfaces and accents. Details one might expect to find in a room of this style are dark-stained hardwoods, brass fixtures, crystal chandeliers, framed family photos, as well as traditional still life or landscape paintings. Furniture is commonly upholstered in dark leather or floral-patterned fabric, often accompanied by large fluffy pillows.




Conceptual and minimal, the clean lines and simplicity of the Modern design style allow objects and individuals within a room to take center stage. Color palettes are typically neutral, utilizing grays, whites and other hues that bestow feelings of serenity. Accessories, which often include ergonomic furniture and unique artwork, should be kept at a minimum and meticulously placed to reinforce careful harmony between line and form.




Utilizing industrial motifs like exposed brick and ductwork, large windows and high ceilings, a City Loft design style is conservative in its use of space and commonly offers plenty of natural light. Like modern design, the City Loft is minimal in terms of accessorizing. Many seek to maintain a sense of openness that works in harmony with the exterior city environment. Examples of objects one might find in a City Loft include geometric, modern furniture, large houseplants, track lighting and diverse artwork.




Light, bright and breezy, colors utilized in the Coastal Surf design style resemble those found in seaside environments. With a color palette of pale yellows, tans, and faded pinks to white, blues, and greens, Coastal Surf design is all about bringing the special beauty of the beach inside. Themes and accessories incorporate nautical elements, like shells or driftwood, as well as cottage-style furniture, cascading houseplants, and of course, lots of natural light.



Bold Luxury is all about glamour, extravagance, and elegance. With high-end comfort leading the way, Bold Luxury can be interpreted in a variety of ways, from formal, decorative expressions to modern variations that are more smooth and simplistic in their ability to dazzle. Elements and accessories for this design style are often iconic in their own right, featuring exotic materials like plush leather, and exquisite glass and stonework.



A playful medley of varying themes, styles, and patterns, Eclectic design expresses a sense of freedom and creativity that is open to personal interpretation. When it comes to colors and accessories, there are no rules. Elements that are commonly combined in eclectic living spaces include mismatched furniture, unique resale shop and garage sale finds, as well as creative storage solutions and off-the-wall arts and crafts.



Artfully combining reclaimed elements, contemporary functionality and a bit of country charm, this popular design style has a modern-day craftsman feel to it. Elements that support the Urban Farmhouse look include antique furniture, repurposed wood, family heirlooms, houseplants and flowers, plus modern green solutions like energy-saving appliances.

**CHECKLIST - SELECT A PRODUCT:**

Countertop material type/color:

Edge detail style:

Backsplash material type: (Stone, Tile, Metal, etc.)

Backsplash height:

Sink material type:

Solid Surface

Stainless Steel

Porcelain

Other (list)

Sink configuration:

Single

Double

Triple

Sink size:

Cabinet material type/color:

Number of knobs:

Number of pulls:

**CHECKLIST - WORK WITH A PROFESSIONAL:**

Nearest dealer:

**CHECKLIST - OTHER CONSIDERATIONS:**

Have I checked my countertop for cracks or leaks in the seams?

Have I applied for all necessary permits?

Do I know the lead time on custom materials?

Have I planned for additional upgrades in the future?

Have I requested quotes from at least 3 contractors?

Do I have all warranties and/or bills for installation?

