



Published By:

Missouri State Highway Patrol
1510 East Elm Street
Jefferson City, Mo 65101
(573)751-3313
V/TDD: (573)751-3313
www.mshp.dps.mo.gov
mshppied@mshp.dps.mo.gov

Produced by:

Public Information & Education Division



An Internationally Accredited Agency

SHP-216 K 8/2014

MISSOURI'S



**Commercial
Vehicle
Regulations**

Missouri State Highway Patrol

Contact Information

Troop	Headquarters	Phone Number
A	504 SE Blue Parkway Lee's Summit, MO 64063-4351	(816) 622-0800
B	308 Pine Crest Drive Macon, MO 63552-1030	(660) 385-2132
C	891 Technology Drive Weldon Springs, MO 63304	(636) 300-2800
C*	P.O. Box 612, 5268 Flat River Road Park Hills, MO 63601-0612	(573) 431-0166
D	3131 East Kearney Springfield, MO 65803-5044	(417) 895-6868
D*	4282 South Grand Avenue Carthage, MO 64836-1484	(417) 359-1500
E	4947 Highway 67 North Poplar Bluff, MO 63901-8719	(573) 840-9500
E*	105 Keystone Drive Sikeston, MO 63801-5603	(573) 472-5200
F	P.O. Box 568, 2920 North Shamrock Rd Jefferson City, MO 65102-0568	(573) 751-1000
G	1226 West Business Hwy U.S. 60-63 Willow Springs, MO 65793	(417) 469-3121
H	3525 North Belt Highway St. Joseph, MO 64506-1370	(816) 387-2345
I	P.O. Box 128, Nagogami Road West Rolla, MO 65402-0128	(573) 368-2345


* Service Centers

Introduction

In order to make your travels into and through our state safer and less complicated, the Missouri State Highway Patrol is pleased to provide this informational booklet which summarizes many of the rules and regulations concerning the operation of commercial motor vehicles and trailers. This guide is furnished as a service to you and is intended to provide valuable information concerning trucking in Missouri.

Welcome to Missouri!

Commercial Vehicle Enforcement
is a division of the
Missouri State Highway Patrol



QUESTIONS?

Addresses & Phone Numbers

Missouri Department of Transportation Offices

For the Missouri Department of Transportation nearest you,
consult your local phone directory.

Federal Motor Carrier Safety Administration

3219 Emerald Lane Suite 500
Jefferson City, MO 65109
573-636-3246

Federal Motor Carrier Safety Administration

Consumer Complaints Hotline
1-888-368-7238

Emergency Highway Assistance

1-800-525-5555
or cellular *55

Road Conditions

1-888-275-6636



Table of Contents

Fire Extinguishers — Required equipment on vehicles transporting hazardous materials, for hire vehicles, and certain private commercial motor vehicles.

Triangle Reflectors/Warning Devices — Required equipment on vehicles transporting hazardous materials, for hire vehicles, and certain private commercial motor vehicles.

Towing (*Other Than Trailers*)

Motor Vehicles — When being towed, motor vehicles shall not be separated by more than 15 feet. When vehicles are being towed at night both vehicles shall display lawful lights.

Tow Bars — No regulations (recommended).

Safety Chains — When using safety chains, sufficient strength to control the towed vehicle in the event of failure of the primary coupling device is required.

Railroad Crossings — Drivers are required to stop within 50 feet but not less than 15 feet of a railroad crossing when an electric or mechanical device or a crossing gate is lowered to signal the approach or passage of a railroad train.

School Bus Law — Vehicles must stop from either direction when school bus is stopped loading or unloading children. (Do not have to stop when meeting a school bus on a four lane highway.)

Emergency Vehicle — At the approach of an emergency vehicle displaying red lights and siren, vehicles must be driven as far to the right as possible and stopped. They must remain stopped until the emergency vehicle has passed. When approaching a stationary emergency vehicle displaying red or blue lights a driver should proceed with caution and yield the right of way by moving into the left lane when traveling on a multilane highway, when safe and legal to do so. A driver should proceed with caution when changing lanes would be unsafe or impossible.

DEFINITIONS.....	7
GENERAL REGULATIONS & SAFETY LAWS	8
SIZE & WEIGHT LIMITATIONS	13
PERMITS & FEES.....	22
MISSOURI LAW FOR HIRE CARRIERS.....	29
MISCELLANEOUS INFORMATION	31
QUESTIONS? ADDRESSES & PHONE NUMBERS.....	33

Miscellaneous Information



Abandoned Vehicle Section 304.155 RSMo. — a) Any vehicle left unattended on an interstate highway in an urbanized area for 10 hours, or immediately if a law enforcement officer determines the property is a serious hazard to other motorists (exception: hauling hazardous materials). b) Any vehicle left unattended on a highway outside an urbanized area for 24 hours, or immediately if a law enforcement officer determines the property is a serious hazard to other motorists (exception: hauling hazardous materials). c) Any vehicle left unattended on a state highway in an urbanized area for more than 10 hours. d) Any vehicle left unattended on a state highway outside an urbanized area for more than 24 hours (exception: hauling hazardous materials).

Rest Areas And Roadside Parks — Commercial motor vehicles are allowed and drivers are invited to use rest areas and roadside parks in Missouri. There are no restrictions which would prohibit units staying overnight in these areas.

Litter Law — There are litter signs posted along the highways which advise motorists the minimum fine is \$25 and the maximum is \$500 for throwing refuse of any kind, nature, or description on the highway. This law is enforced — please use the litter basket.

Passing On Right — Permitted on four lane highways. In no event, on two lane highways, will vehicles be driven off the main traveled portion of the highways to pass on the right.

Passing — Law requires driver to signal before overtaking and passing. A signal by arm and hand or electrical signal required when changing lanes or direction.

Turns — Right turns permitted on RED light after stop, except where prohibited by signs.

Studded Tires — Not permitted April 1 to Nov. 1.

Fuses — Not required equipment for privately owned passenger automobiles.

Flares — Not required equipment for privately owned passenger automobiles.

Definitions

Motor vehicles, commonly known as tow trucks or wreckers, designed and exclusively used in the business of towing or otherwise rendering assistance to abandoned, disabled, or wrecked vehicles.

Motor vehicles while being used solely by a group of employees to commute to and from their place or places of employment, and the motor vehicle must be driven by a member of the group.

Nothing contained in this section shall be deemed to exempt the vehicles of driveaway operations.

Unified Carrier Registration (UCR) — Section 390.071 RSMo.

Private and for-hire carriers, brokers, and freight forwarders operation in interstate commerce may be required to obtain a unified carrier registration.

Intra-state Carriers — Sections 390.051, 390.061, & 390.136 RSMo.

Intra-state carrier fees will be addressed under the Unified Carrier Registration (UCR) program.

72-Hour Temporary Permit

Must accompany vehicle. Any license altered, erased, mutilated, or not properly validated shall be deemed void. Telegram service will be provided for the \$5, 72-hour license ONLY.

Motor Vehicle Lease

Motor vehicle carriers holding intrastate operating authority shall not lease vehicles with or without drivers to shippers or receivers.

*Address inquiries about for hire transportation
by motor vehicle to:*

MoDOT — Motor Carrier Services
P.O. Box 270
Jefferson City, MO 65109
Phone: (866)831-6277

DEFINITIONS — Sections 301.010, 302.010 RSMo.

A **commercial motor vehicle** is one designed or regularly used for carrying freight and merchandise or more than eight passengers.

A **'local commercial motor vehicle'** is one whose operations are confined solely to a municipality and that area extending not more than 50 miles therefrom; or a commercial motor vehicle whose property-carrying operations are confined to the transportation of property owned by any person who is the owner or operator of such vehicle to and from a farm owned by such person or under his control by virtue of a landlord and tenant lease; provided that any such property transported to any such farm is for use in the operations of such farm.

The term **'owner'** shall include any person, firm, corporation, or association who holds legal title of a vehicle or in the event a vehicle is the subject of an agreement for the conditional sale or lease thereof with the right of purchase upon performance of the conditions stated in the agreement and with an immediate right of possession vested in the conditional vendee or lessee, or in the event a mortgagor of a vehicle is entitled to possession, then such conditional vendee or lessee or mortgagor shall be deemed the owner for the purpose of this act.

'Tractor, truck tractor, or truck-tractor' — a self-propelled motor vehicle designed for drawing other vehicles, but not for the carriage of any load when operating independently. When attached to a semitrailer, it supports a part of the weight thereof.

'Truck' — a motor vehicle designed, used, or maintained for the transportation of property.

'Chauffeur' — an operator who operates a motor vehicle in the transportation of persons or property and who receives compensation for such services in wages, salary, commission, or fare; or who as owner or employee operates a motor vehicle carrying passengers or property for hire; or who regularly operates a commercial motor vehicle of another person in the course of or as an incident to his employment, but whose principal occupation is not the operating of such motor vehicle.

General Regulations and Safety Laws

Speed Law — Section 304.010 RSMo.

The speed limit on Missouri's rural interstates and freeways is 70 mph; on the rural expressways, 65 mph; and on the interstate highways, freeways, or expressways within the urbanized areas of this state, 60 mph. All other roads and highways in this state not located in an urbanized area have a speed limit of 60 mph. This shall not include any state two-lane road identified by letter. Such lettered roads shall not exceed 55 mph unless set at a higher speed as established by the department of transportation, except that no speed limit shall be set higher than 60 mph. The minimum speed limit is 40 mph on divided highways designed as part of the federal interstate system, except when slower speed is required for safety because of weather or other special conditions.

Distance Between Vehicles

Section 304.017 RSMo. — The driver of a vehicle shall not follow another vehicle more closely than is reasonably safe and prudent, so as to allow sufficient space between each such vehicle or combination of vehicles as to enable any other vehicle to overtake or pass such vehicles in safety.

Section 304.044 RSMo. — The driver of any truck or bus shall not follow within 300 feet of another such vehicle, except when passing.

Commercial Motor Vehicle To Stop At Weigh Stations — Section 304.235 RSMo.

All commercial motor vehicles, except those licensed for 18,000 pounds or less, are required to stop at an official weigh station. Others may be required to stop if directed by a peace officer or commercial vehicle officer/inspector.

Markings — Section 301.330 RSMo.

Each commercial vehicle used for commercial purposes or vehicles registered for more than 36,000 pounds gross weight are required to be marked with the name of the owner and the address (city and state) from which the vehicle is operated. If the vehicle bears a 'local' license the word local must be marked on the vehicle as well. The required marking must be displayed in a conspicuous place on the vehicle.

Missouri Law For Hire Carriers

Missouri Bus & Truck Law For Hire Carriers

Common and contract carriers transporting persons or property for hire or compensation must obtain operating authority from MoDOT — Motor Carrier Services.

Exemptions — Section 390.030 RSMo.

Private Carrier — Transportation, other than common or contract, incidental to or in furtherance of commercial enterprise, other than transportation.

School buses.

Taxicabs.

Motor vehicles transporting stocker or feeder livestock, farm or dairy products from farm to market, agricultural limestone or fertilizers to farms, or property from farm to farm.

Raw forest products from farm to market with one intermediate stop for intervening processing.

Cotton, cottonseed and cottonseed hulls.

Motor vehicles of a carrying capacity of not to exceed five persons or one ton of freight, when operated under contract with the federal government for carrying the United States Mail and when on a trip provided in the contract.

Vehicles used solely in distribution of newspapers from publisher to subscriber or distributor.

Motor vehicles while being used under contract or otherwise for the state or a civil subdivision thereof.

Freight-carrying motor vehicles duly registered and licensed in conformity with the provisions of Chapter 301 RSMo., for a gross weight of 60,000 pounds or less.

Vehicles operating wholly within a municipality or its commercial zone, except carriers of passengers in counties of more than 300,000 persons where the operation is not within the same municipality and to carriers of commodities in bulk, tank, or hopper type vehicles and in a commercial zone.

Street railroads.

Vehicles operating interstate exclusively within a municipality and its commercial zone.

36,001 pounds to 42,000 pounds.....	\$413.00
42,001 pounds to 48,000 pounds.....	\$550.50
48,001 pounds to 54,000 pounds.....	\$688.00
54,001 pounds to 60,010 pounds.....	\$825.50
60,011 pounds to 66,000 pounds.....	\$1,100.50
66,001 pounds to 73,280 pounds.....	\$1,375.50
73,281 pounds to 78,000 pounds.....	\$1,650.50
Over 78,000 pounds	\$1,719.50



Requirements For Vehicles Hauling Hazardous Materials — Section 307.177 RSMo.

It is unlawful for any person to operate any bus, truck, truck-tractor and trailer combination, or other commercial motor vehicle and trailer upon any highway of this state, whether intrastate transportation or interstate transportation, unless such transportation is conducted in accordance with the hazardous material regulations established by the United States Department of Transportation pursuant to Title 49, Code of Federal Regulations, as such regulations have been and may periodically be amended.

For further information concerning Department of Transportation regulations contact:

Federal Motor Carrier Safety Administration

3219 Emerald Lane, Suite 500
 Jefferson City, MO 65109
 (573) 636-3246

Missouri does not require additional licensing or permitting for the transportation of hazardous material in addition to that required by the USDOT. Missouri does not have designated hazardous material routes. Missouri does require transporters of certain hazardous wastes to be licensed through the MoDOT — Motor Carrier Services . For further information regarding the transportation of hazardous waste contact:

MoDOT — Motor Carrier Services

P.O. Box 270
 Jefferson City, MO 65109
 (573) 751-3358

Motor Vehicle Safety Inspection — Sections 307.350, 307.170, 307.400

Section 307.350 RSMo. — A Missouri approval certificate must accompany an application for annual registration or transfer of registration for commercial motor vehicles. Exception: Commercial motor vehicles if subject to Federal Motor Carrier Safety Regulations and are proportionately registered with MoDOT — Motor Carrier Services. The inspection must be within 60 days prior to application for annual registration or transfer of registration.

Section 307.170 RSMo. — Applies to all commercial motor vehicles and trailers: When being operated on any highway of this state shall be equipped with adequate and proper brakes, lighting equipment, signaling devices, steering mechanisms, horns, mirrors, windshield wipers, tires, wheels, exhaust system, glazing, air pollution control devices, fuel tank, and any other safety equipment required by the state in such condition **so as to obtain a certificate and approval as required by the provisions of Section 307.360 RSMo.**

Section 307.400 RSMo. — It is unlawful for any person to operate any commercial motor vehicle as defined in Title 49, Code of Federal Regulations, Part 390.5, either singly or in combination with a trailer, as defined in Title 49, Code of Federal Regulations, Part 390.5, unless such vehicles are equipped and operated as required by Parts 390 through 397, Title 49, Code of Federal Regulations, as such regulations have been and may periodically be amended, whether intrastate transportation or interstate transportation.

The following commercial vehicles are exempt from Section 307.400 RSMo. when operated wholly within the state of Missouri:

- a. Commercial motor vehicle licensed for a gross weight of 60,000 pounds or less when used exclusively for the transportation of solid waste; and
- b. Commercial motor vehicle registered for a gross weight of 42,000 pounds or less when the license plate has been designated for farm use by an “F” decal. (See MAP-21 Exemptions below.)

Parts 390 through 397, Title 49, Code of Federal Regulations, are not applicable to property carrying commercial motor vehicles which have a gross vehicle weight rating or gross combination Weight Rating of 26,000 pounds or less. This exception does not extend to vehicles designed to transport 16 or more passengers including the driver or to vehicles transporting hazardous materials.

Commercial vehicles subject to the federal motor carrier safety regulations are to be subjected to an annual inspection per Part 396.17 Title 49 Code of Federal Regulations. The inspection criteria can be found in Appendix G of those federal regulations.

Permanent apportioned license plates have no grace period after their expiration date.

Farm License Decal — Section 301.030 RSMo.

A registrant requesting a farm decal for a qualifying farm vehicle must display the “F” decal on the local license plate as prescribed by the Department of Revenue. The use of this “local license” displaying the “F” decal is described as follows:

- 1. Operations are confined solely to the transportation of property owned by the owner or operator of such vehicle to or from a farm owned or leased by such person; and
- 2. Provided that any such property transported to any such farm is used for the operation of such farm.
- 3. Such vehicles may be operated outside the 50-mile radius normally restricted to a regular “local license.”

Computation Of Fees — Sections 301.067-301.070 RSMo.

The fees of commercial vehicles shall be based on the gross weight of the vehicle or combination of vehicles and the maximum load to be carried at any one time during the licensed period. Fees for tractors used in combination with trailers are based on the gross weight of the combination of vehicles and the load. Trailer fees are \$7.50. Trailers with a fifth wheel and king pin assembly or a trailer converter dolly may be registered for three years for \$22.50, or a permanent nontransferable registration for \$52.50.

Registration Fees — Sections 301.057, 301.058 RSMo.

Property carrying commercial motor vehicles having gross weight of:

6,000 pounds and under	\$25.50
6,001 pounds to 9,000 pounds.....	\$38.00
9,001 pounds to 12,000 pounds.....	\$38.00
12,001 pounds to 18,000 pounds.....	\$63.00
18,001 pounds to 24,000 pounds.....	\$100.50
24,001 pounds to 26,000 pounds.....	\$127.00
26,001 pounds to 30,000 pounds.....	\$180.00
30,001 pounds to 36,000 pounds.....	\$275.50

Movements under permit must be with licensed vehicles. Blanket permits are available.

To obtain other overweight and oversize information: MoDOT — Motor Carrier Services, Special Permit Section, 830 MoDOT Drive, Jefferson City, MO 65109, Telephone: 1-866-831-6277.

Maintenance Trip Permit — Section 301.175 RSMo.

‘Maintenance trip permit,’ as used in this section, means a trip permit issued as a supplement to a local commercial license for the sole purpose of allowing the operation of a vehicle licensed as a local commercial vehicle while empty to or from a place of repair or maintenance within a period of 10 days from the time of issuance.

Maintenance trip permits are available for purchase for a cost of \$5 from Department of Revenue branch and fee offices.

Transportation Of Hazardous Waste — Section 260.395 RSMo.

It shall be unlawful for any person to transport hazardous waste in this state without first obtaining a hazardous waste transporter license.

Highway transportation license and certificate must accompany vehicle. Inquiries should be directed to the MoDOT—Motor Carrier Services, P.O. Box 270, Jefferson City, MO 65109, Phone (573) 751-6433.

Missouri Department Of Revenue LP/Electric Decal — Section 142.869 RSMo.

All motor vehicles and commercial motor vehicles powered by alternative fuels such as LP gas, natural gas, or electric motor must purchase and attach to the lower right-hand corner of the front windshield of the vehicle, a Missouri Department of Revenue Alternative Fuel decal. A non-resident may purchase a temporary alternative fuel decal from the Department of Revenue in lieu of the annual decal to travel through the state. This temporary decal is valid for 15 days for a fee of \$8.

The “Alternative Fuel Decal” requirement does not apply to an interstate motor fuel user that displays proper IFTA credentials.

Registration — Section 301.030 RSMo.

Deadline for registration of regular commercial motor vehicles, trailers, semitrailers, or driveaway vehicles is the last day of February.

MAP-21 Exemptions

A covered farm vehicle is defined as a motor vehicle, including an articulated motor vehicle that: Is traveling in the state in which the vehicle is registered or another state; and is operated by a farm owner/operator, a ranch owner/operator, or an employee/family member of the farm/ranch owner. Covered farm vehicles transport agricultural commodities, livestock, machinery, or supplies to or from a farm/ranch. These vehicles display a special license plate (“F” tab in Missouri) to allow for identification of the vehicle as a farm vehicle by law enforcement personnel. The covered farm vehicle has a gross weight rating or gross vehicle weight, whichever is greater, of 26,001 pounds or less (interstate commerce in U.S.).

49 Code Of Federal Regulations

Additional information specific to MAP-21 exemptions for covered farm vehicles can be found:

1. 49 CFR Part 382: Controlled Substance & Alcohol Use & Testing.
2. 49 CPF Part 383: Commercial Driver’s License Standards; Requirement & Penalties.
3. 49 CFR Part 391, Subpart E: Physical Qualification & Examinations. (Note: The rest of Part 391 still applies to the operation of a covered farm vehicle.)
4. 49 CFR Part 395: Hours of Service.
5. 49 CFR Part 396: Inspection, Repair, & Maintenance.

Missouri Is A Member Of CVSA Commercial Vehicle Safety Alliance

Commercial vehicles are subject to safety inspections either on the highway or at weigh station facilities.

Safety Responsibility Law — Section 303.040

The state of Missouri has a safety responsibility law. If you are involved in a traffic crash upon a public street or highway in which any person is killed or injured; or in which damage to the property of any person, including yourself, is more than \$500 and where there is an UNINSURED motorist involved and a settlement has NOT been agreed to by all parties, you are required to file a traffic crash report within 60 days

from the date of the traffic crash. If your state has a similar law and you fail to make the report then your driving privilege may be suspended in your home state. The form for preparing the report may generally be obtained from the officer investigating the traffic crash. It should be completed and sent to: Safety Responsibility Unit, Missouri Department of Revenue, P.O. Box 200, Jefferson City, MO 65102.

Proof of financial responsibility is required to be carried by the operator of a vehicle except commercial vehicles subject to USDOT or Motor Carrier services regulations.



The term “qualified motor vehicle” does not include a recreational vehicle used for nonbusiness purposes.

Occasional interstate trip operators may purchase a \$10, 72-hour trip permit in lieu of being licensed, bonded, and reporting fuel tax. The license or trip permit must accompany the vehicle when entering the state.

Operators who fail to obtain such permit before the vehicle enters or commences its trip in this state are subject to arrest and must obtain such permit before proceeding.

Trip permits may be purchased from MoDOT — Motor Carrier Services, or from the trip permit services listed on page 22. Trip permits may also be purchased at the first official weigh station when entering Missouri on an interstate highway. Permits should be purchased prior to crossing the scales.

Oversize & Weight Permits

The Missouri Department of Transportation chief engineer issues permits for vehicles with non-reducible loads exceeding maximum dimensions or weights. If you wish to purchase a permit or obtain other overweight and oversize information, please contact: MoDOT — Motor Carrier Services, Special Permit Section, 830 MoDOT Drive, Jefferson City, MO 65109, or call 1-866-831-6277.

Special Permit Regulations — No movement is allowed on the following holidays: New Year’s Day (January 1); Memorial Day (last Monday in May); Independence Day (July 4); Labor Day (first Monday in September); Thanksgiving Day (fourth Thursday in November); and Christmas Day (December 25).

1. In the event a holiday falls on Saturday, the restriction will apply to the preceding Friday. If a holiday falls on Sunday, the restriction will apply to the following Monday. On all holidays the restriction will begin at 12 p.m. on the day preceding the holiday or the holiday weekend period.
2. All permit offices are closed on the above holidays and also closed on Martin Luther King Day (third Monday in January), Lincoln’s Birthday (February 12), Washington’s Birthday (third Monday in February), Truman’s Birthday (May 8), Veteran’s Day (November 11), Columbus Day (second Monday in October), and on any date designated by the governor as a holiday. However, movement under permit is allowed on these days.

Size & Weight Limitations

when entering Missouri on an interstate highway. Trip permits should be purchased prior to crossing the scales.

Hunter's Permit — Section 301.266 RSMo.

A Hunter's Permit authorizes the operation of a truck and trailer, while empty, upon cancellation of a lease agreement.

The following criteria must be met:

1. Application must be made to the MoDOT — Motor Carrier Services upon cancellation of lease.
2. The vehicle must be proportionally registered with MoDOT — Motor Carrier Services.
3. Applicant must submit acceptable proof to MoDOT — Motor Carrier Services that the plate and cab card were returned to the registrant.
4. Such permit shall authorize the operation of the vehicle on the highways of this state and the highways of all member jurisdictions of the International Registration Plan.
5. The permit is vehicle specific.
6. The fee is \$25 for 30 days for truck and trailer at the unladen weight.
7. Fuel tax requirements still apply.

Motor Fuel User License/IFTA Tax — Sections 142.617, 142.803, 142.908 RSMO.

Missouri is a member of the International Fuel Tax Agreement (IFTA).

An "Interstate Motor Fuel User" is subject to the IFTA licensing and reporting requirements when operating in interstate commerce.

The term "motor fuel" includes vehicles propelled by gasoline, diesel fuel, kerosene, and blended fuel.

A "qualified motor vehicle" under the IFTA agreement is defined as:

1. having two axles and a gross vehicle weight or registered weight exceeding 26,000 pounds (11,797 kilograms); or
2. having three or more axles regardless of weight; or
3. is used in combination, when the weight of such combination exceeds 26,000 pounds (11,797 kilograms) gross vehicle weight or registered gross vehicle weight.

Size Limitations (Without Special Permits) — Sections 304.170, 304.190 RSMo.

Interstate and designated highways plus 10 miles therefrom.

Width: 102 inches

Height: 14 feet

15 feet — When operated exclusively within commercial zones as defined in Section 304.190 RSMo.

Length: 45 feet — Single vehicles including load.

45 feet — Single buses (additional one foot authorized per front and rear for safety bumpers).

28 feet — Twin or double trailer configurations are restricted to two 28-foot trailers, including load, when operated in a truck-tractor, semi-trailer, and trailer combination. There is no restriction on overall length.

28 1/2 feet — Twin or double trailer configurations may utilize two 28-1/2 foot trailers, including load, if the semi-trailers were in actual use on December 1, 1982, and operated in a truck-tractor, semi-trailer, and trailer combination. These combinations are restricted to a 65 feet overall length.

53 feet — A truck-tractor (including those equipped with a dromedary) and a semi-trailer combination are restricted to a 53-foot trailer including load. There is no overall length restriction.

65 feet — A truck-trailer and semi-trailer is restricted to 65 feet overall length including load. (Such as a pickup, camping trailer, and boat.)

75 feet — Automobile and boat transporters are restricted to 75 feet overall length excluding allowable overhangs. Allowable overhangs are limited to three feet to the front of the cab and four feet to the rear of the trailer.

97 feet — Driveaway saddle mount combinations are limited to 97 feet overall length and shall not consist of more than three saddle mounts and one full mount per combination.

Vehicles Operated On Primary Highways Or 10 Miles Therefrom (Only applies when more than 10 miles from an interstate or designated highway).

Width: 102 inches — All vehicles and combinations

Height: 13 feet 6 inches — All combinations other than automobile and motor vehicle transporters.

14 feet — Automobile and motor vehicle transporters.

15 feet — When operated exclusively within commercial zones as defined in Section 304.190 RSMo.

Length: 45 feet — Single vehicles including load.

45 feet — Single buses. (Additional one foot allowed per front and rear for safety bumpers.)

60 feet — Truck-tractor (including those equipped with a dromedary) and semi-trailer combination are restricted to 60 feet overall length.

55 feet — A truck-trailer or semi-trailer is restricted to 55 feet overall length including load. (Such as a pickup, camping trailer, and boat.)

65 feet — Automobile and boat transporters are restricted to 65 feet overall length excluding allowable overhangs. Allowable overhangs are limited to three feet to the front of the cab and four feet to the rear of the trailer.

65 feet — Driveway saddle mount combinations are limited to 65 feet overall length and shall not consist of more than three saddle mounts and one full mount per combination.

65 feet — A truck-tractor, semi-trailer combination (doubles) is restricted to 65 feet overall length.

All Other Routes

Width: 102 inches — All vehicles and combinations.

Height: 13 feet 6 inches — All combinations other than automobile and motor vehicle transporters.

14 feet — Automobile and motor vehicle transporters.

15 feet — When operating exclusively within a commercial zone as defined in section 304.190 RSMo.

Length: 45 feet — Single vehicle including load.

45 feet — Single buses. (Additional foot allowed per front and rear safety bumper.)

55 feet — Truck-trailer or any other combination not specifically addressed.

55 feet — Truck and semi-trailer (excluding those designed to transport boats or motor vehicles).

60 feet — Truck-tractor and semi-trailer combination. Includes

Reciprocity — Sections 301.271, 301.277 RSMo.

Missouri is a member of the International Registration Plan (IRP). The **original receipt** and/or cab card must accompany unit.

Under the IRP, an apportionable vehicle is defined as a vehicle that is operated in more than one jurisdiction and:

1. having two axles and weighs more or is licensed for more than 26,000 pounds; or
2. having three or more axles, regardless of weight; or
3. is used in combination with a gross vehicle weight or licensed weight in excess of 26,000 pounds.

Reciprocity Trip Permit — Section 301.265 RSMo.

In lieu of reciprocal privileges a \$10, 72-hour reciprocity trip permit must be in full force and effect when the vehicle enters or commences its trip in Missouri.

Operators who fail to obtain such permit before the vehicle enters or commences its trip in this state are subject to arrest and must obtain such permit before proceeding.

Trip permits can be obtained from the MoDOT — Motor Carrier Services, P.O. Box 270, Jefferson City, MO 65109, Phone (573) 751-6433, transmitter services (see page 22) or at the first official weigh station



Permits & Fees

For registration purposes, in lieu of credentials, a **72-hour Reciprocity Trip Permit** is necessary for vehicles coming into Missouri that are based in another jurisdiction. The permit must be secured prior to entry and be in the vehicle while in the state. Refund or credit cannot be given for unused permits. Care should be exercised when completing the permits as erasures and/or strikeovers render them invalid and not acceptable to enforcement officials. Such permits are not returnable. If a valid trip permit is not used in lieu of credentials, the driver of the vehicle is subject to enforcement action and purchase of the trip permit is required before being eligible to proceed. The permit allows interstate and intrastate movement.

The **Reciprocity Trip Permit** costs \$10 and may be ordered in advance from the Missouri Department of Transportation — Motor Carrier Services office. Motor Carrier Services can be reached by calling (800) 877-8499 or visiting their website at www.modot.org/mcs. *Trip permits are available via the following Transmitter Services:*

A-1 Over-the-Road Permits — (800) 577-3764
Permit America — (866) 573-7648
Comdata (Permit RCS Solutions) — 800-749-7107

There is a service charge in addition to the \$10 fee unless obtained directly from the MoDOT — Motor Carriers Services.

The Fuel (\$10), Division of Transportation (\$5), and Reciprocity Permits (\$10) are of the same duration — 72 hours.

Combined permits for Special Fuel, Reciprocity, and Missouri Division of Transportation may be secured from the MoDOT — Motor Carriers Services at a cost of \$25. A combined Fuel and Reciprocity permit may be obtained from the MoDOT — Motor Carriers Services for \$20, or any of the above listed transmitter services.

Listed below are the names and addresses of carrier-related agencies from which to secure information:

Enforcement Information

Missouri State Highway Patrol
Commercial Vehicle Enforcement Division
P.O. Box 568
Jefferson City, Missouri 65102
Telephone (573) 526-6218

Motor Fuel License/IFTA

MoDOT Motor Carrier Services
P.O. Box 270
Jefferson City, MO 65109
Telephone (573) 751-6433

truck-tractor with dromedary and truck-tractor (or truck) designed to carry motor vehicles and does not include allowable overhangs. Allowable overhangs are limited to three feet to the front of the cab and four feet to the rear of the trailer.

65 feet — Truck-tractor, semi-trailer, and trailer combination (doubles).

WEIGHT LIMITATIONS (*Without Special Permit*) — Section 304.180 RSMo.

Missouri highways are designed to support established maximum weights, and excess weight can cause damage to the highways. To protect Missouri's highways, specific weight limitations have been placed on commercial vehicles. The State Highway and Transportation Commission has established weight restrictions according to the types of highways and bridges. The designated highways and bridge limits are illustrated on an official map published by the Missouri Department of Transportation.* By law a vehicle or combination of vehicles can be overweight in any of the following ways:

1. It Can Have Too Much Weight On A Single Axle.

- a. Maximum weight allowed on the interstate highways — 20,000 pounds.
- b. Maximum weight allowed on non-interstate highways — 22,000 pounds.
- c. Maximum weight allowed in a commercial zone defined in Section 304.190 RSMo. — 22,400 pounds.
- d. Maximum weight allowed on a steering axle is limited by the above (a, b, or c), or by the weight rating marked on the steering axle tires, whichever is less.

2. It Can Have Too Much Weight On A Tandem Axle.

A tandem axle is defined as a group of two or more axles, arranged one behind the other, the distance between the extremes is more than 40 inches and not more than 96 inches apart.

- a. Maximum weight allowed on interstate highways — 34,000 pounds.
- b. Maximum weight allowed on non-interstate highways — 36,000 pounds.

3. It Can Have Too Much Weight On Any Groups Of Two Or More Axles On Interstate, Primary, and Other Highways Designated By The State Highway And Transportation Commission. This is determined by the federal bridge formula, a table of distances between axles, the number of axles in the group, and the maximum gross weight the group of axles can legally carry.

Vehicles operating on highways other than the interstate highway system may exceed the weight limitations in the table an amount not to exceed 2,000 pounds. However, total gross weight shall not exceed 80,000 pounds.

4. It Can Have Too Much Gross Weight With Load Imposed On Bridges Posted With Signs Marked As Follows, “Weight Limit 20 Tons.” The amount of weight limit varies depending on the structural capability of any particular bridge. Other restrictions may also apply, such as speed and lane use restrictions. Also, the weight limit and other restrictions may only apply to certain vehicles, such as triple axle trailers in combination with truck or tractor. (Posted bridges appear on Missouri Department of Transportation maps that depict the sections of the state highway system on which various weight, length, and width limits are authorized.*

* Official MoDOT Highway Maps showing highways on which vehicles of various lengths, widths, and weights may travel as well as posted bridges for lower weight limits may be obtained from the Missouri Department of Transportation, Special Permits Section, P.O. Box 270, Jefferson City, MO, 65102; telephone (573) 751-2871.

The measurement of width and length will **NOT include safety and energy conservation devices, such as rear view mirrors, turn signal lamps, marker lamps, steps, and handholds for entry and exit, flexible fender extensions, mudflaps, and splash and spray suppressant devices, load-induced tire bulge, refrigeration units or air compressors and other such devices that do not by their design or use have the capability to carry cargo.

Permits

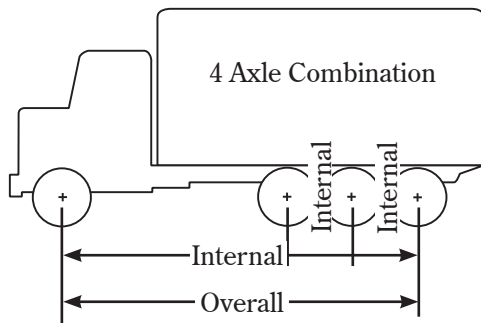
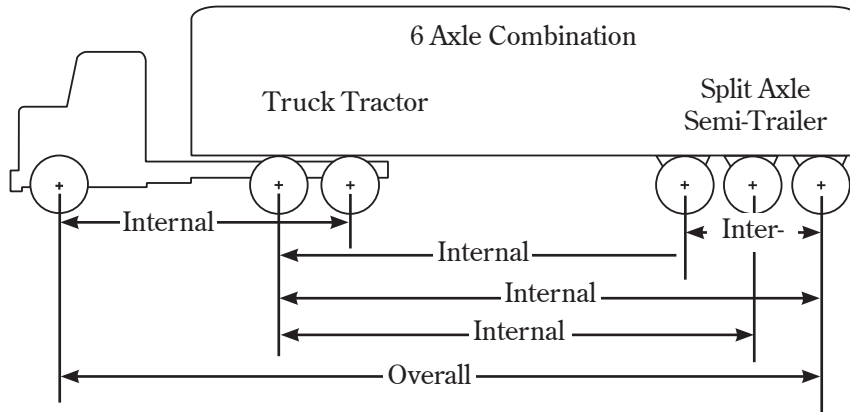
For registration purposes, in lieu of credentials, a **72-hour Reciprocity Trip Permit** is necessary for vehicles coming into Missouri that are based in another jurisdiction. The permit must be secured prior to entry and be in the vehicle while in the state. Refund or credit cannot be given for unused permits.

Section 304.180 RSMo. — The total gross weight of any vehicle or combination of vehicles hauling livestock may be as much as, but shall not exceed, 85,500 pounds while operating on U.S. Highway 36 from St. Joseph to U.S. Highway 63, on U.S. Highway 65 from the Iowa state line to U.S. Highway 36, on U.S. Highway 63 from the Iowa state line to U.S. Highway 36, and on U.S. Highway 63 from U.S. Highway 36 to Missouri Route 17. The provisions of this subsection shall not apply to vehicles operated on the interstate.

The total gross weight of any vehicle or combination of vehicles hauling milk from a farm to a processing facility may be as much as, but shall not exceed, 85,500 pounds while operating on highways other than the interstate highway system. The provisions of this subsection shall not apply to vehicles operated and operating on the interstate.



Legal Limits On Interstate, Primary, & Other Designated Highways (Except In Commercial Zones)



An additional 2,000 pounds may be added to the table of weights when operating off the interstate system except that the 80,000 pound maximum gross weight cannot be exceeded. The additional 2,000 pounds does not apply on the interstate system of highways.

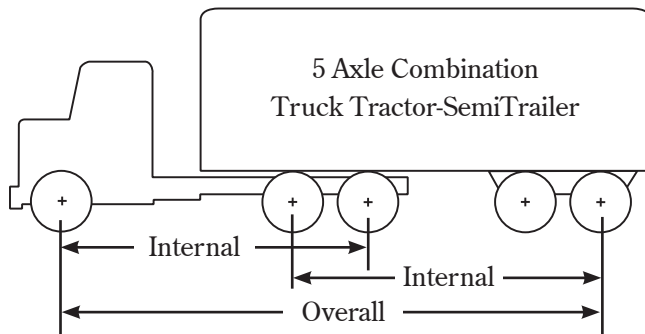
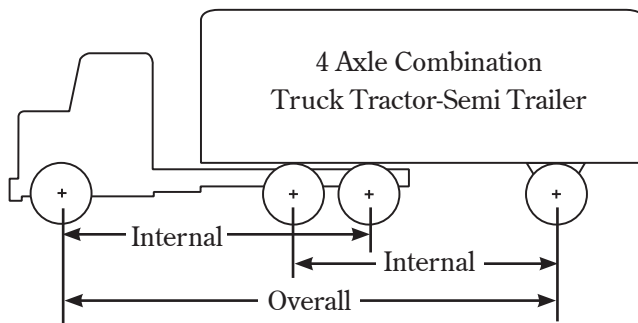
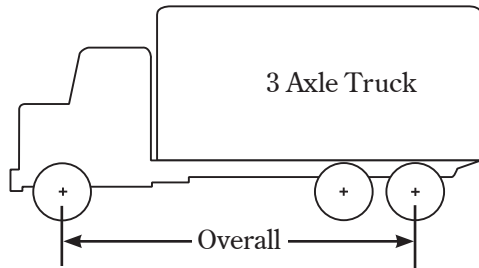
Vehicles equipped with functional idle reduction equipment will be granted up to 400 additional pounds gross weight or axle weight to cover the weight of such equipment.

Distance in feet between the extremes of any group of two or more consecutive axles measured to the nearest foot except where indicated otherwise	Maximum load in pounds carried on any group of two or more consecutive axles				
	2 axles	3 axles	4 axles	5 axles	6 axles
4	34,000				
5	34,000				
6	34,000				
7	34,000				
8	34,000				
8	34,000	34,000			
More than 8	38,000	42,000			
9	39,000	42,500			
10	40,000	43,500			
11		44,000			
12		45,000	50,000		
13		45,500	50,500		
14		46,500	51,500		
15		47,000	52,000		
16		48,000	52,500	58,000	
17		48,500	53,500	58,500	
18		49,500	54,000	59,000	
19		50,000	54,500	60,000	
20		51,000	55,500	60,500	66,000
21		51,500	56,000	61,000	66,500
22		52,500	56,500	61,500	67,000
23		53,000	57,500	62,500	68,000
24		54,000	58,000	63,000	68,500
25		54,500	58,500	63,500	69,000
26		55,500	59,500	64,000	69,500
27		56,000	60,000	65,000	70,000
28		57,000	60,500	65,500	71,000
29		57,500	61,500	66,000	71,500
30		58,500	62,000	66,500	72,000
31		59,000	62,500	67,500	72,500
32		60,000	63,500	68,000	73,000
33			64,000	68,500	74,000
34			64,500	69,000	74,500
35			65,500	70,000	75,000
36			66,000 *	70,500	75,500
37			66,500 *	71,000	76,000
38			67,500 *	72,000	77,000
39			68,000	72,500	77,500
40			68,500	73,000	78,000
41			69,500	73,500	78,500
42			70,000	74,000	79,000
43			70,500	75,000	80,000
44			71,500	75,500	
45			72,000	76,000	
46			72,500	76,500	
47			73,500	77,500	
48			74,000	78,000	
49			74,500	78,500	
50			75,500	79,000	
51			76,000	80,000	
52			76,500		
53			77,500		
54			78,000		
55			78,500		
56			79,500		
57			80,000		

*** Except that two consecutive sets of tandem axles may carry a load of 34,000 pounds each, providing the overall distance between the first and last axles of such consecutive sets of tandem axles is 36 feet or more.**

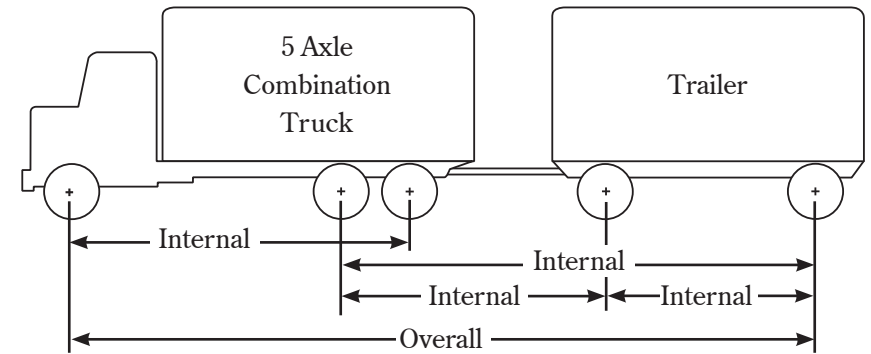
Example Of Overall & Internal Measurements To Determine Gross Weight.

Example: 24' wheelbase from axle two to four allows by table (three axle column) 54,000 lbs.



Overall wheelbase of 51' allows 80,000 lbs.

Ten consecutive groups of tandem axles 36' allows 68,000 lbs.



10-foot wheelbase from axle four to five allows 40,000 pounds. These two examples for gross weight purposes would be determined by the internal wheelbase from axle two to five. Take the total wheelbase measurement from axle two to five. This would be the critical measurement as 34 feet from axle two to five applied to the four axle column would allow a gross weight of 64,500 pounds.

The distance measured between the centers of the axles is **to the nearest foot**. A distance of 39'-6" is to be measured as 40 feet.

