

# Upgrading to webMethods 8.2



# TRANSFORM

*Jason Simpson*  
*Director, Product Management/Software AG*



PROCESSWORLD.2011

# Agenda

- Overview
- Upgrade Options
- Product Upgrade Procedures
- Additional Details & Questions
- Q&A



# Upgrade Options

## Over-Install

- Install New Product Version over Current Version

## Side-by-Side

- New Product Install and Migration from Current Version

## Certified Upgrade Paths

- |                         |                      |
|-------------------------|----------------------|
| ▪ 6.5 to 8.2            | Side-by-Side Upgrade |
| ▪ 7.1.x (latest) to 8.2 | Side-by-Side Upgrade |
| ▪ 7.1.x (latest) to 8.2 | Over-Install Upgrade |
| ▪ 8.0 to 8.2            | Over-Install Upgrade |

# Upgrade Paths

## Over Install

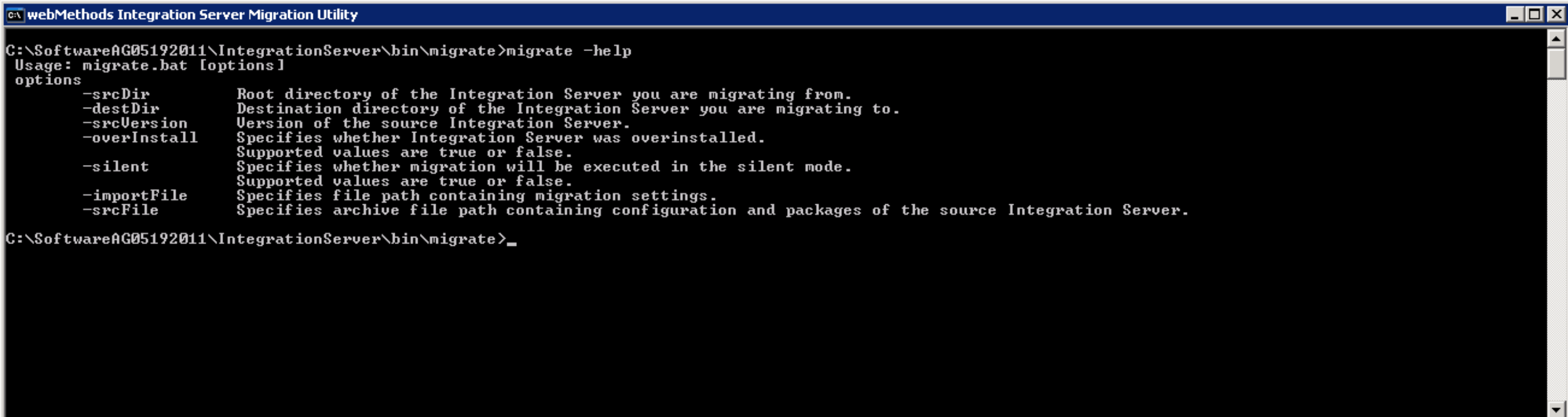
- Preferred path for 7.1.x to 8.2 Integration Server & Broker upgrades
- Over-install is a good approach if you just want to upgrade the webMethods software in place

## Side-by-Side

- Side-by-side is good if you want to upgrade hardware or OS at the same time as your webMethods upgrade

# Integration Server Migration Utility

- Launch from Installer or Manual
- Command Line Utility
- Supports Side-by-Side & Over-Install

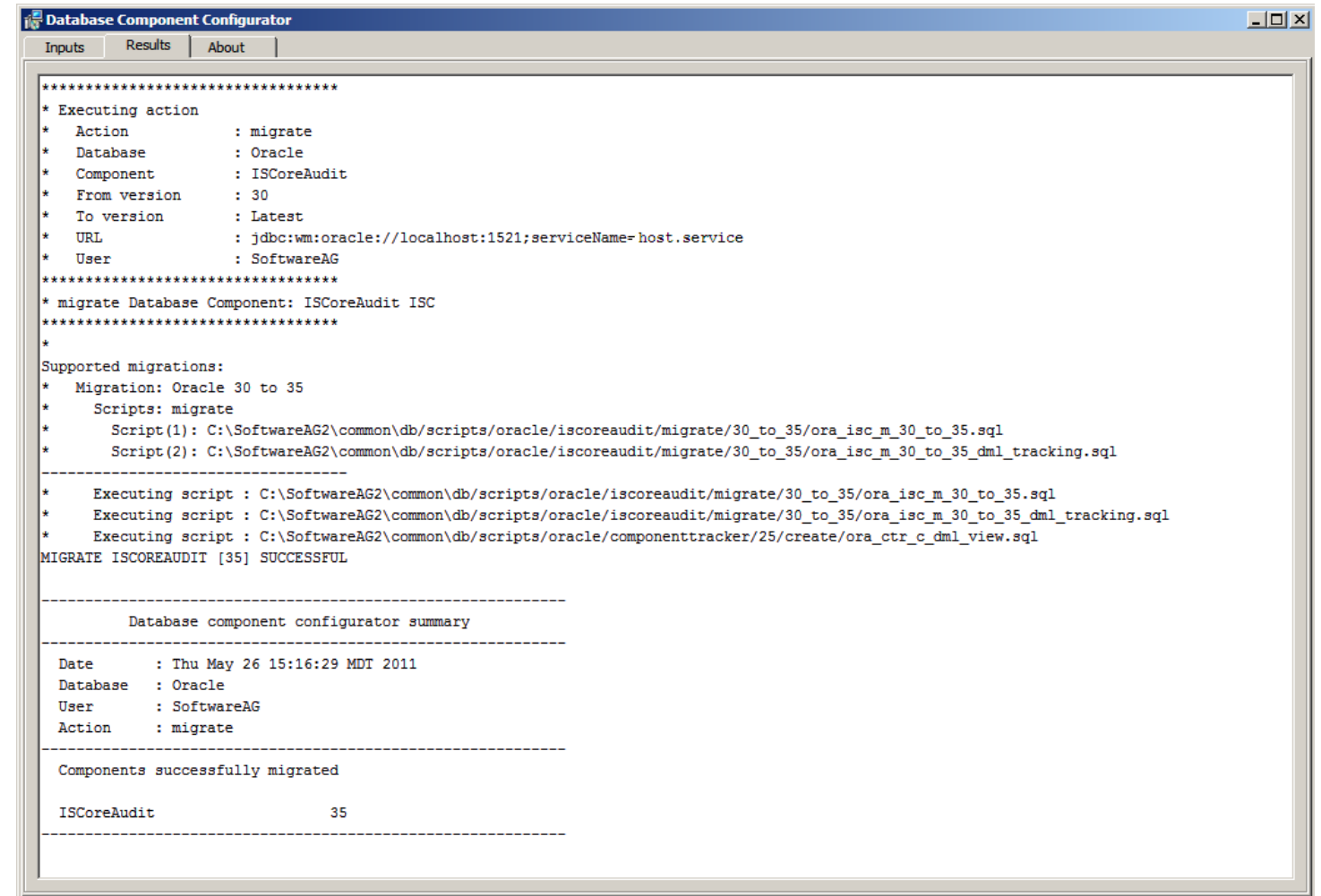
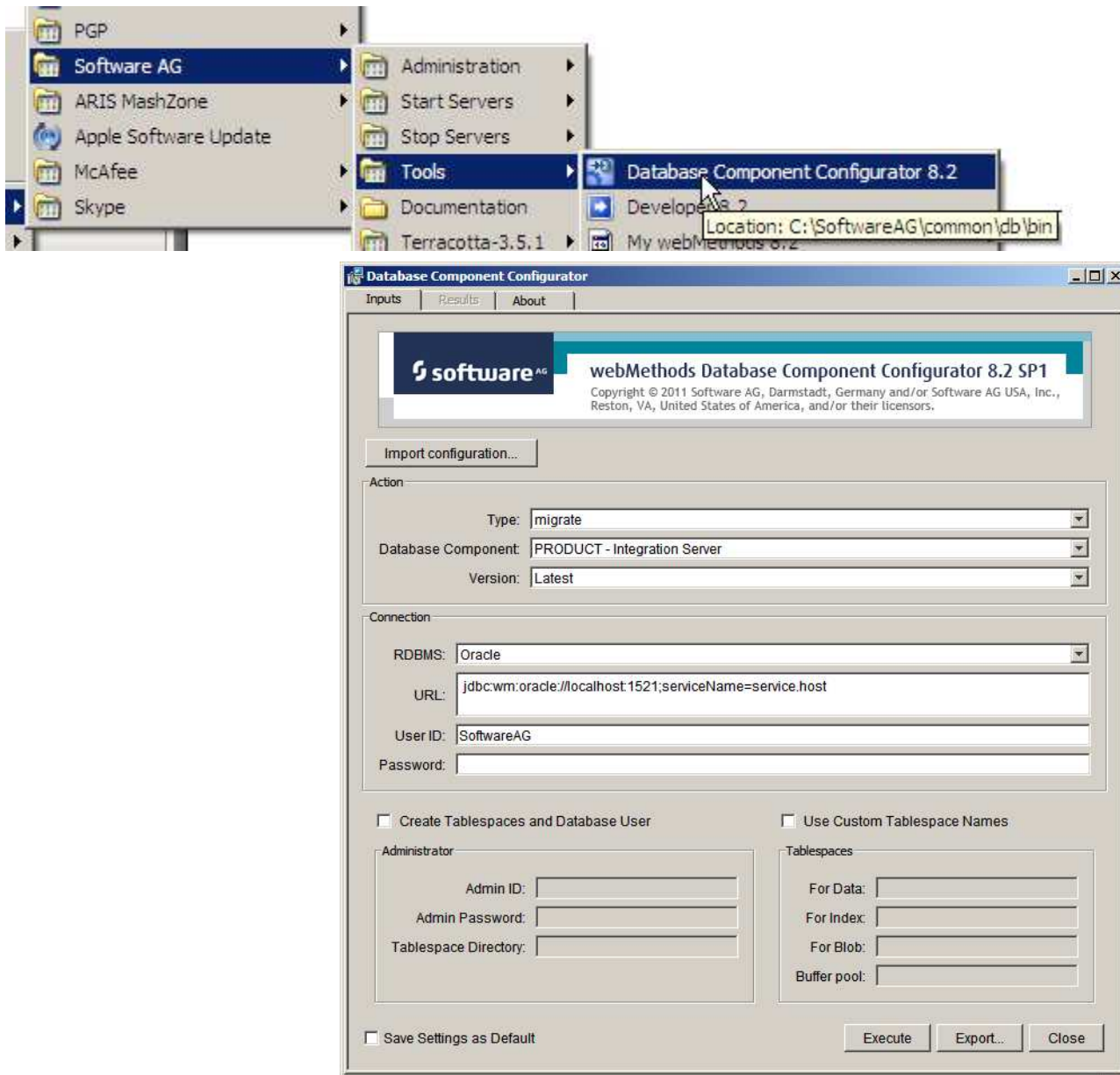


```


C:\SoftwareAG05192011\IntegrationServer\bin\migrate>migrate -help
Usage: migrate.bat [options]
options
-srcDir      Root directory of the Integration Server you are migrating from.
-destDir     Destination directory of the Integration Server you are migrating to.
-srcVersion  Version of the source Integration Server.
-overInstall Specifies whether Integration Server was overinstalled.
             Supported values are true or false.
-silent      Specifies whether migration will be executed in the silent mode.
             Supported values are true or false.
-importFile  Specifies file path containing migration settings.
-srcFile     Specifies archive file path containing configuration and packages of the source Integration Server.

C:\SoftwareAG05192011\IntegrationServer\bin\migrate>_
  
```

# Database Migration Utility



## Integration Platform: Side-by-Side



Integration Server 7.1.x

Integration Server 8.2 (New Install)

1. Copy Integration Server Directory
2. Run Migration Utility
3. Export Configuration Details
4. Complete 8.2 Upgrade

# Upgrade Procedures - IS/TN/Process Engine/Adapters

## Over-Install

- Install 8.2 Integration Server Over Current Installation
- Run Migration Utility
- Migrate Database Components

## Side-by-Side

- Install 8.2 Integration Server in New Location
- Run Migration Utility
- Migrate Database Components
- For 6.5 Upgrades
  - ▶ Assign Trust Store
  - ▶ Reconfigure Cluster
  - ▶ Migrate Additional Trading Networks Data
  - ▶ Migrate Data/Time for Data



# Upgrade Procedures - Broker

## Over-Install

- Install 8.2 Broker Over Current Installation

## Side-by-Side

- Install 8.2 Broker in New Location
- Configure 8.2 Broker Server
  - ▶ Import/Export from MWS
- Create New Storage or Reuse Storage
- For 6.5 Upgrades
  - ▶ Convert to new SSL libraries
  - ▶ Client code refactoring

# Upgrade Procedures - CAF/MWS/Task Engine

## Over-Install

- Install 8.2 My webMethods Server (MWS) Over Current Installation
- Migrate MWS Components
- Migrate Database Component
- Configure MWS

## Side-by-Side

- Install 8.2 MWS in New Location
- Apply Fixes
- Identify Assets to Export
- Export/Import Assets
- Same for 6.5 and 7.1.x

# Upgrade Procedures - Optimize Engine

## Over-Install

- Export Configuration Data
- Install 8.2 Optimize Over Current Installation
- Migrate Database Components
- Update Broker Connection Information
- Import Configuration Data
- Rediscover Assets and Reestablish Monitoring

## Side-by-Side

- Export Configuration Data
- Install 8.2 Optimize in New Location
- Migrate Database Components
- Import Configuration Data
- Rediscover Assets and Reestablish Monitoring
- For 6.5 Upgrade: Upgrade to 7.1.2 First

# Upgrade Procedures - CentraSite

## Upgrade (8.0 to 8.2)

- Document any custom CentraSite 8.0 configuration settings.
- Un-Deploy virtualized services from CentraSite 8.0 if using Mediator
- Back up and shut down CentraSite 8.0
- Uninstall CentraSite 8.0.
  - Do not uninstall Web Service Stack, SMH, Tomcat Kit, and JDK 1.6.
- Install CentraSite 8.2 in the webM 8.0/8.1 installation directory
  - Install as the same user that installed CentraSite 8.0
- Install Mediator 8.2 (if required)
- Apply customize configuration setting
- Deploy virtual services to Mediator 8.2.

# General Questions

## Support

- EOM three years after the GA date
- EOSS one year after EOM

## Roadmap

- Presentations at Events
- Presentations per Customer Request

## Release Details

- 12 - 16 months for major/minor releases
- Version Numbering: Major.minor.ServicePack.Fix.BuildNumber (M.m.s.f.b)

## Upgrade Questions

- 6.5 and 7.1 platforms require the most recent service packs applied before upgrading
- Release Notes provide high-level feature view of new enhancements
- Read Me documents provide a deep view of changes to each product
- System Requirements document is our official platform support
- Integration Server and Broker can be upgraded at different times (7.1.x & 8.x)
- CentraSite can be upgraded at a different time, but Mediator and CentraSite must be the same version

## Products w/ No Direct Upgrade



- webMethods X-Broker
- webMethods Workflow 6.x Server
- webMethods 7.x Metadata Library
- webMethods 6.5 Optimize
- webMethods 6.5 Manager

## More Information



<http://documentation.softwareag.com/>

- Upgrade Guide
- System Requirements Guide

<https://empower.softwareag.com/>

- Support Policy & Dates



Sign up now!

CAREERS INVESTORS PARTNERS PRESS CONTACT SUPPORT LOG-IN INTERNATIONAL SELECT A COUNTRY SITE

software AG


search SEARCH

SOLUTIONS PRODUCTS SERVICES CUSTOMERS COMMUNITY RESOURCES & EVENTS COMPANY

Home > Services >

- Global Consulting Services
- IDS Scheer Consulting
- Global Education Services
- Global Support Services

**DESTINATION: SUCCESS**  
With your **FREE webMethods Upgrade Benefit Analysis**



**REACH YOUR BUSINESS GOALS FASTER AND EASIER THAN EVER BEFORE**

Implementing a new release successfully is a critical and highly visible effort. Software AG Global Consulting Services provides just the expertise you need to upgrade your webMethods environment with maximum efficiency and minimum risks. With our global experience, recognized best practices and close connection to the webMethods product development team, we can significantly reduce your project time and ensure a safe and smooth upgrade.

[More](#)


Have our experts plan your next webMethods upgrade

Our free one-day onsite Benefit Analysis will help you define your upgrade strategy. Key results of the analysis include:

- System audit
- Architecture review
- Skills assessment
- Gap analysis

Reserve your free webMethods upgrade Benefit Analysis now!

Fill out the form below and we'll get in touch with you. Valid email and physical address are required. (\* = Mandatory fields)




More benefits—thanks to our strategic partnership with Green Hat.

Testing is absolutely critical for upgrading. Learn how Green Hat's native test support for webMethods, combined with the expertise of Software AG Global Consulting Services, enables a more efficient, cost-effective and low-risk upgrade.

[Read more...](#)

**WEBINAR: UPGRADING TO webMethods 8**  
Best Practices from Software AG



[Learn more](#)

Register now to reserve your FREE webMethods Benefit Analysis Workshop at: <http://www.softwareag.com/Upgrades>

## What To Do Next



**Download**

Upgrade Guide

[documentation.softwareag.com](http://documentation.softwareag.com)



**Learn More**

[softwareag.com/Upgrades](http://softwareag.com/Upgrades)



**Contact**

Your Sales  
Representative

Thank you!



TRANSFORM

Q & A



PROCESSWORLD.2011