


FEATURES

- Four design options: framed, overlay, flush inset and stainless steel.
- Dual refrigeration system ensures the freshest food and energy efficiency.
- Electronic microprocessor constantly monitors entire unit to ensure proper food storage environment.
- Air purification system reduces odors, bacteria, viruses and ethylene gas.
- Advanced water filtration system.
- Illuminated touch control panel.
- Bright interior lighting throughout, including storage drawer area.
- Adjustable spill-proof glass shelves, door shelves and dairy compartment.
- Crisper and deli drawers form a lower-temperature zone ideal for produce and meats.
- Soft-close glide system on refrigerator storage drawers.
- Easy-access flip-up grille.
- Informational freshness cards.
- Full-extension, roll-out freezer drawer.
- Automatic ice maker with max ice feature temporarily increases production.
- ENERGY STAR® qualified.



Model BI-30U



MODEL OPTIONS

Overlay (framed, flush inset)	BI-30U/O
Stainless (tubular handle)	BI-30U/S/TH
Stainless (pro handle)	BI-30U/S/PH

Specify RH or LH door.

INTERIOR FEATURES

REFRIGERATOR

- 3 Adjustable glass shelves
- 1 Stationary glass shelf
- 1 High-humidity drawer with divider
- 1 Storage drawer with divider
- 2 Adjustable door shelves
- 1 Stationary door shelf
- Adjustable dairy compartment

FREEZER

- Full-extension roll-out freezer drawer
- Two-tier wire storage baskets
- Automatic ice maker

ACCESSORIES

- Grilles for 83" or 88" finished height (84" is standard).
- Framed front panels in white or stainless steel.
- Flush inset and dual flush inset panels in stainless steel with tubular or pro handles.
- Custom front panel mounting kit.
- Side panel in white or stainless steel.
- Stainless steel tubular and pro handles.
- Full-length standard and extended framed handles.
- Stainless steel kickplate.
- Dual installation kit with or without dual wide grille—84" finished height.
- Dozen egg container.
- Replacement air purification cartridge and water filter.

Accessories available through an authorized Sub-Zero dealer. For local dealer information, visit the find a showroom section of our website, subzero.com.

SPECIFICATIONS

PRODUCT

Dimensions	30"W x 84"H x 24"D
Door Clearance	31 ³ / ₄ "
Weight	462 lb

CAPACITY

Refrigerator	13.2 cu ft
Freezer	4.2 cu ft

ELECTRICAL

Supply	115 VAC, 60 Hz
Service	15 amp circuit

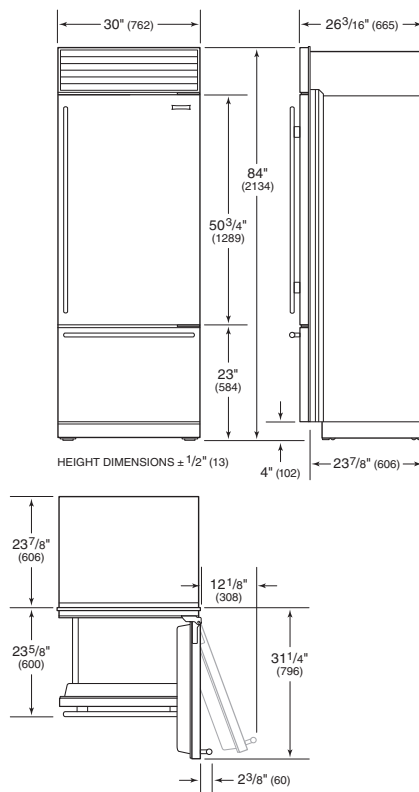
PLUMBING

Supply	1/4" OD copper, braided stainless steel or PEX tubing
Pressure	35–120 psi

Specifications are subject to change without notice. Visit subzero.com/specs for the most up-to-date information.

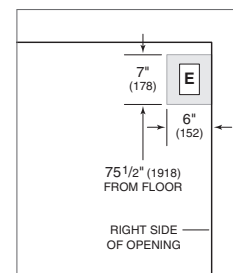
Dimensions may vary $\pm 1/8$ " (3). Dimensions in parentheses are millimeters unless otherwise specified.

DIMENSIONS

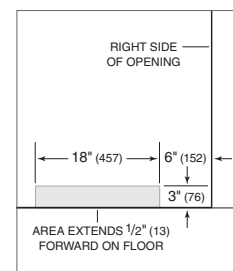


Dimensions based on stainless steel model. For flush inset, add 1/2" (13) to door clearance dimensions.

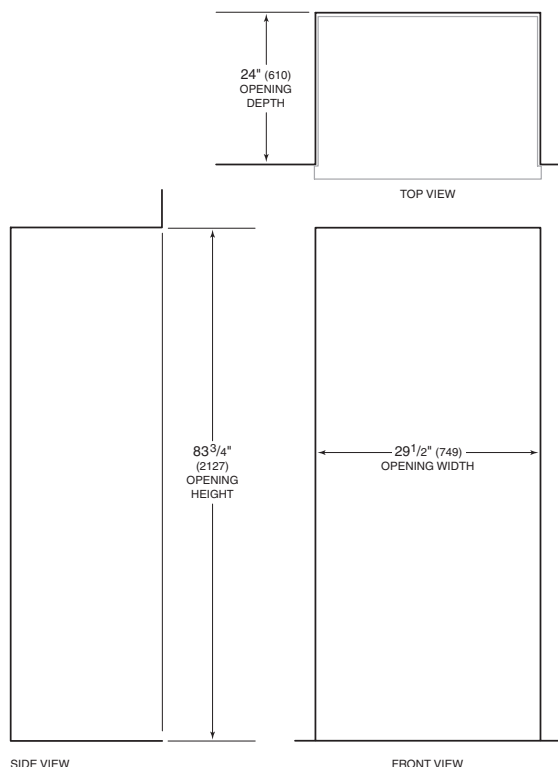
ELECTRICAL



PLUMBING

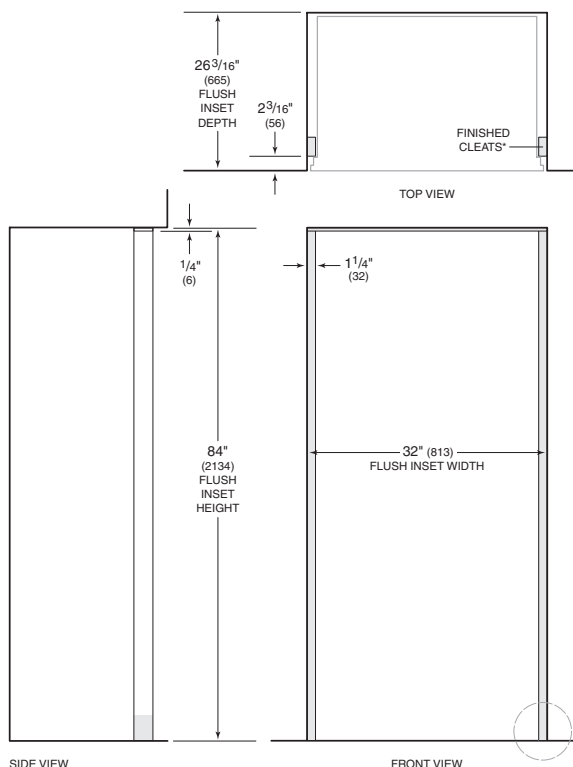


STANDARD INSTALLATION



NOTE: Shaded line represents profile of unit.

FLUSH INSET INSTALLATION



*3" (76) typical depth. Shaded areas will be visible and should be finished to match cabinetry.

NOTE: Shaded line represents profile of unit with 3/4" (19) panel.

