

GMO GLOBALSIGN LIMITED


Country of registration: United Kingdom

Reg. nr. 04705639

CREDITINFO
SCHUFA GROUP

Summary

Report Creation Date: 2011/04/15

Registration name	Main activity	Company status	
GMO GLOBALSIGN LIMITED	OTHER COMPUTER RELATED ACTIVITIES		
Current annual turnover	Credit Limit Recommendation	Number of searches	
2 503 278 GBP			

Company Identification

Address	Contacts	Tax Id
33 London Road		
TN4 0PB, Tunbridge Wells		
United Kingdom		

Company Legal Information

Date of registration	2003/03/20	Legal form	Private Limited Company
Main activity code	0000	Shareholder's capital	1 093 236 GBP

Activity code (NACE)	Activity description	Additional information
0000	OTHER COMPUTER RELATED ACTIVITIES	

Name	Valid From	Valid to
GLOBALSIGN LIMITED	-	2010/05/06

Contact Information

Summary		
Number of current addresses	2	Number of web pages
		0
Number of telephones	0	

Current addresses						
Address type	Country	Region	District	Postal Code	Municipality	Street
Company Address	United Kingdom	Kent	Southborough	TN4 0PB	Tunbridge Wells	33 London Road
Registration Address	United Kingdom		MAIDSTONE	ME14 2LP	KENT	SPRINGFIELD HOUSE SANDLING ROAD

Negative information

Current bankruptcy status	Months since last neg. bankruptcy status	Additional Info
No recent bankruptcy record		

Number of bad debts	Total due amount	Months since last claim	Additional Info
0	0		

Corporate Structure

Summary					
Managers	Owners	Subsidiaries	Affiliates	Branches	Add. information
8	1			2	

Current Managers					
ID-number	Name	Position	Year of birth	Country born in	Address
	Paul Guy Tourret	Director	1965		Cherry Tree Farm, Cross Drive Sutton Valence, Maidstone, Kent, ME17 3NP
	Steven Waite	Director	1977		111 Market Street, Apt #4, Portsmouth, New Hampshire, 03081
	Henry Jacob Krumins	Director	1965		Roadgreen House, Bungay Road Hempnall, Norwich, Norfolk, NR15 2NQ
	Stephen John Roylance	Director	1968		6 Nightingale Way, Alsager, Stoke-On- Trent, Staffordshire, ST7 2GH
	Inchiro Chujo	Director	1965		Nishiochiai 2-20-1, Shinjuku-Ku, Tokyo 161-0031
	Michiari Kanno	Director	1972		Aobadai 3-7-27, Meguro Ku, Tokyo 153-0042
	Motoo Noda	Director	1974		Shibuya Infoss Tower 20-1 Sakuragaoka- Cho, Shibuya-Ku, Tokyo, 150-0031
	Wei Yong Tan	Company Secretary	1973		Asagaya Kita 1-18-20, Suginami Ku, Tokyo 116-0001

Current Owners and Shareholders								
Owner type	ID-numb.	Shareholder	Address	Country	Share,%	Date of acquisition	Share amount	Curr.
		GLOBALSIGN KK					1,093,236 ORDINARY GBP 1.00	GBP

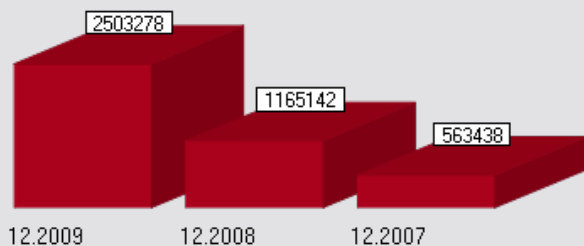
Branches	
Address	Country
6 Kings Row, Armstrong Road, Maidstone, ME15 6AQ, Kent	
Springfield House Sandling Road, Maidstone, Kent, ME14 2LP	

Operations

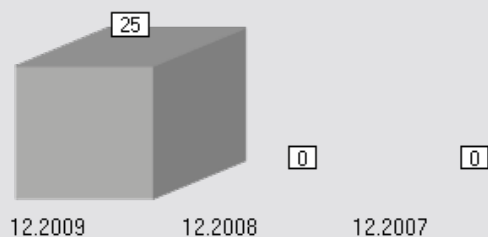
Summary

Current number of employees	25
Current annual turnover	2 503 278 GBP

Annual turnover



Number of employees



Other Information

Label	Value
Score	98
Rating Description	Very Good Creditworthiness
Credit limit	50000
Rating Update Date	2011-03-22

Financial Statements

Header

Starting Date	Closing Date	Filling date	Source	Statements	Units	Currency
2009/01/01	2009/12/31	2010/04/17			1,00	GBP
2008/01/02	2008/12/31				1,00	GBP
2007/04/02	2007/12/31				1,00	GBP

Balance Sheets:

Item	2009/12/31	2008/12/31	2007/12/31
Total assets	1 676 677	1 566 549	5 689 978
A Unpaid share capital	-	-	-
B Fixed assets	950 588	943 843	5 311 272
B.I Intangible fixed assets	13 588	15 538	0
B.II Tangible fixed assets	937 000	928 305	5 311 272
B.V Financial investments	-	-	-
C Current assets	726 089	622 706	378 706
C.I Inventory	0	0	0
C.II Long term receivables	-	-	-
C.II.1 Trade debtors (Accounts receivable)	204 290	138 709	194 502
C.III Short-term receivables	-	-	-
C.III.1 Receivables from business relations (short-term)	-	-	-
C.IV Short-term financial assets	-	-	-

C.IV.1 Cash in hand	433 109	360 852	184 204
C.IV.2 Bank accounts	-	-	-
D Other assets - temporary asset account	0	0	0
A Equity and capital funds	969 261	-9 963	-120 595
A.I Share capital	-	-	-
A.IV Profit (loss) from previous years	-123 975	-10 063	-120 695
B Liabilities	707 416	1 576 512	5 810 573
B.I Provisions	-	-	-
B.II Long-term liabilities	0	1 095 374	5 610 406
B.II.1 Payables to business relations	-	-	-
B.III Short-term liabilities	707 416	481 138	200 167
B.III.1 Trade creditors (Accounts payable)	0	0	0
B.IV Bank loans and overdrafts	0	0	0
B.IV.1 Long-term bank loans	-	-	-
C Other liabilities - temporary liability accounts	425 840	152 068	200 167

Profit - Loss:

Item	2009/12/31	2008/12/31	2007/12/31
I Sales of goods	-	-	-
A Cost of goods sold	1 009 425	411 434	145 907
II Production	-	-	-
B Consumption in production	-	-	-
II Change in inventories and capitalization	-	-	-
C Personnel costs	-	-	-
C.1 Wages and salaries	1 017 586	840 972	-
F Depreciation of tangible and intangible fixed assets	8 466	3 506	3 493
H Clearance of provisions in operating costs	-	-	-
Total operating income	2 503 278	1 165 142	563 438
Total operating expenses	2 624 738	1 776 779	999 252
Profit from operations	-121 460	-611 637	-435 814
IX Interest income	-	-	-
L Interest expense	12 045	30 199	76 737
Total financial income	-	-	-
Total financial costs	-	-	-
Profit (loss) from financial operations	-	-	-
Profit (loss) before taxation	-113 912	110 632	-471 543
Profit (loss) from current year	-	-	-
Consolidated profit (loss) from current year	-113 912	110 632	-373 686

Cash Flow:

Item	2009/12/31	2008/12/31	2007/12/31
Cash flow	0	0	0

Financial Ratios:

Item	2009/12/31	2008/12/31	2007/12/31
Current ratio	1,03	1,29	1,89
Quick ratio	1,02	1,29	1,89
Equity ratio (%)	58,30	-0,60	-2,10
Return on equity (%)	-	-	-
Return on assets (%)	-	-	-
Profit margin (%)	-4,60	9,50	-83,70
Debt ratio (%)	41,70	100,60	102,10
Days sales outstanding	-	-	-
Average collection period (days)	30	43	126
Average payment period (days)	0,00	0,00	0,00
Inventory turnover	-	-	-
EBIT	-	-	-
EBITDA	-	-	-