

SC Annual School Report Card Summary

Academic Magnet High School
Charleston County School District
Grades: 9-12 Enrollment: 618
Principal: Judith Peterson
Superintendent: Dr. Nancy J. McGinley
Board Chair: Mr. Chris Fraser

PERFORMANCE

Comprehensive detail, including definitions of ratings, performance criteria, and explanations of status, is available on www.ed.sc.gov and www.eoc.sc.gov as well as school and school district websites. Printed versions are available from school districts upon request.

YEAR	ABSOLUTE RATING	GROWTH RATING	PALMETTO GOLD AND SILVER AWARD		ESEA/FEDERAL ACCOUNTABILITY RATING SYSTEM	
			General Performance	Closing the Gap	ESEA Grade	Accountability Indicator
2012	Excellent	Excellent	TBD	TBD	A	N/A
2011	Excellent	Excellent	Gold	N/A	Met	N/A
2010	Excellent	Excellent	Gold	N/A	Met	N/A

ABSOLUTE RATINGS OF HIGH SCHOOLS WITH STUDENTS LIKE OURS*

EXCELLENT	GOOD	AVERAGE	BELOW AVERAGE	AT-RISK
0	0	0	0	0

* Ratings are calculated with data available by 11/07/2012. Schools with Students Like Ours are High Schools with Poverty Indices of no more than 5% above or below the index for this school.

HIGH SCHOOL ASSESSMENT PROGRAM(HSAP) EXAM PASSAGE RATE(%): SECOND YEAR STUDENTS

	Our High School		High Schools with Students Like Ours	
	2011	2012	2011	2012
Passed 2 subtests (%)	99.4%	100.0%	99.4%	100.0%
Passed 1 subtest (%)	0.6%	N/A	0.6%	N/A
Passed no subtests (%)	N/A	N/A	N/A	N/A

HSAP PASSAGE RATE (%) BY SPRING 2012

	Our High School	High Schools with Students Like Ours
Passage Rate	100.0%	100.0%

ON-TIME GRADUATION RATE

	Our High School	High Schools with Students Like Ours
Number of students	136	136
Number of Diplomas	136	136
Rate (%)	100.0%	100.0%


END OF COURSE TESTS - 2012

% of students scoring 70 or above on:	Our High School	High Schools with Students Like Ours
Algebra 1/Math for the Technologies 2		
English 1	100.0	100.0
Biology 1/Applied Biology 2	100.0	100.0
US History and the Constitution	96.8	96.8
All Tests	99.2	99.2


NAEP PERFORMANCE*

* Performance reported for SC and nation, data not available at school level. Percentages at NAEP Achievement Levels.


READING - GRADE 8 (2011)



MATH - GRADE 8 (2011)



SCIENCE - GRADE 8 (2009)



SC PERFORMANCE VISION

By 2020 all students will graduate with the knowledge and skills necessary to compete successfully in the global economy, participate in a democratic society and contribute positively as members of families and communities.

Abbreviations Key

N/A Not Applicable N/AV Not Available N/C Not Collected N/R Not Reported I/S Insufficient Sample TBD To be determined

Academic Magnet High School [Charleston County School District]

SCHOOL PROFILE

	Our School	Change from Last Year	High Schools with Students Like Ours	Median High School
Students (n=618)				
Retention rate	0.0%	No Change	0.0%	3.0%
Attendance rate	97.1%	Up from 96.5%	97.1%	95.3%
Served by gifted and talented program	N/AV	N/AV	N/AV	N/AV
With disabilities other than speech	N/AV	N/AV	N/AV	N/AV
Older than usual for grade	N/AV	N/AV	N/AV	N/AV
Out-of-school suspensions or expulsions for violent and/or criminal offenses	1.6%	Up from 0.7%	1.6%	0.9%
Enrolled in AP/IB programs	99.4%	Up from 99.0%	99.4%	13.4%
Successful on AP/IB exams	78.2%	Up from 74.2%	78.2%	50.9%
Eligible for LIFE Scholarship	97.1%	Up from 92.5%	97.1%	30.1%
Annual dropout rate	0.0%	No Change	0.0%	2.3%
Career/technology students in co-curricular organizations	0.0%	No Change	0.0%	2.7%
Enrollment in career/technology courses	134	Up from 112	134	395
Career/technology students attaining technical skills	97.0%	Down from 99.1%	97.0%	84.0%
Teachers (n=42)				
Teachers with advanced degrees	64.3%	Down from 70.0%	64.3%	63.2%
Continuing contract teachers	N/AV	N/AV	N/AV	N/AV
Teachers returning from previous year	91.4%	Up from 90.6%	91.4%	86.6%
Teacher attendance rate	98.6%	Up from 97.4%	98.6%	95.2%
Average teacher salary*	\$45,988	Down 0.3%	\$45,988	\$47,326
Classes not taught by highly qualified teachers	6.5%	Up from 0.0%	6.5%	3.6%
Professional development days/teacher	5.2 days	Up from 2.2 days	5.2 days	9.7 days
School				
Principal's years at school	4.0	Up from 3.0	4.0	4.0
Student-teacher ratio in core subjects	22.0 to 1	Up from 21.6 to 1	22.0 to 1	27.1 to 1
Prime instructional time	94.7%	Up from 93.8%	94.7%	89.4%
Dollars spent per pupil**	\$8,656	Up 17.6%	\$8,656	\$7,761
Percent of expenditures for teacher salaries**	51.1%	Down from 58.5%	51.1%	57.1%
Percent of expenditures for instruction**	52.7%	Down from 60.0%	52.7%	59.6%
Opportunities in the arts	Excellent	No Change	Excellent	Excellent
SACS accreditation	Yes	No Change	Yes	Yes
Parents attending conferences	80.1%	Down from 97.2%	80.1%	97.8%
Character development program	Good	No Change	Good	Good
ESEA composite index score	100.0	N/A	100.0	78.2

* Length of contract = 185+ days.

** Prior year audited financial data available.

EVALUATION RESULTS

	Teachers	Students*	Parents*
Number of surveys returned	15	131	56
Percent satisfied with learning environment	93.3%	91.5%	94.5%
Percent satisfied with social and physical environment	93.3%	92.4%	98.2%
Percent satisfied with school-home relations	100.0%	93.1%	85.2%

*Only eleventh grade students and their parents were included. For schools without grade eleven, only the highest grade was included.

REPORT OF PRINCIPAL AND SCHOOL IMPROVEMENT COUNCIL

The mission of the Academic Magnet High School is to challenge each student, teacher, and parent with the high expectations of a rigorous curriculum; to provide a learning environment that thoroughly prepares students for college and for their role as citizens of the world; and to encourage students' self-esteem, a sense of global responsibility, and respect for cultural diversity.

Our students come together from all areas of Charleston County and represent a heterogeneous mixture in terms of ethnicity, religion, and socioeconomic status, while at the same time representing a homogeneous population in terms of academic goals, mindset, and motivation. The enthusiasm at AMHS is contagious as faculty and students challenge and motivate each other to reach for and achieve at their highest potential. Our learning environment is designed to be open and accepting, and not only to allow students to answer the question, but also to question the answer. Interdisciplinary approaches are used in conjunction with advanced technology to teach and encourage students to generate ideas, solve problems, and communicate solutions. We are proud of our students' academic and personal achievements and their involvement in both the school and larger community.

By offering only Honors and Advanced Placement courses, as well as requiring a senior thesis, AMHS challenges each student to excel in challenging courses and individual work to prepare him or her for college and beyond. The goals of AMHS include preparing students to be successful in admission to their college of choice, receiving recognition in terms of awards and scholarships, being successful college students, and building commitments to the local and global communities.

School and student highlights of the year include, but are not limited to the following: thirteen National Merit Finalists, Average SAT score for Critical Reading: 633; for Math: 624; for Writing: 623, a 74% overall passing rate for 972 AP tests, and the Class AA State Championship for Boys Soccer.

By the interdependent efforts of faculty, students, parents, staff, administration and community, AMHS continues to offer our students the tools, instruction, and guidance necessary to increase their knowledge and skills to prepare them to be successful in their high school, college and future endeavors.

Judith Peterson, Principal
SIC Chairperson

Diane Lauritsen,

Comprehensive detail, including definitions of ratings, performance criteria, and explanations of status, is available on www.ed.sc.gov and www.eoc.sc.gov as well as school and school district websites.

Printed versions are available from school districts upon request.

Abbreviations Key

N/A Not Applicable N/AV Not Available N/C Not Collected N/R Not Reported I/S Insufficient Sample TBD To be determined

NI Newly Identified CSI Continuing School Improvement CA Corrective Action RP Plan to Restructure R Restructure DELAY School Improvement Status HOLD School Improvement Status