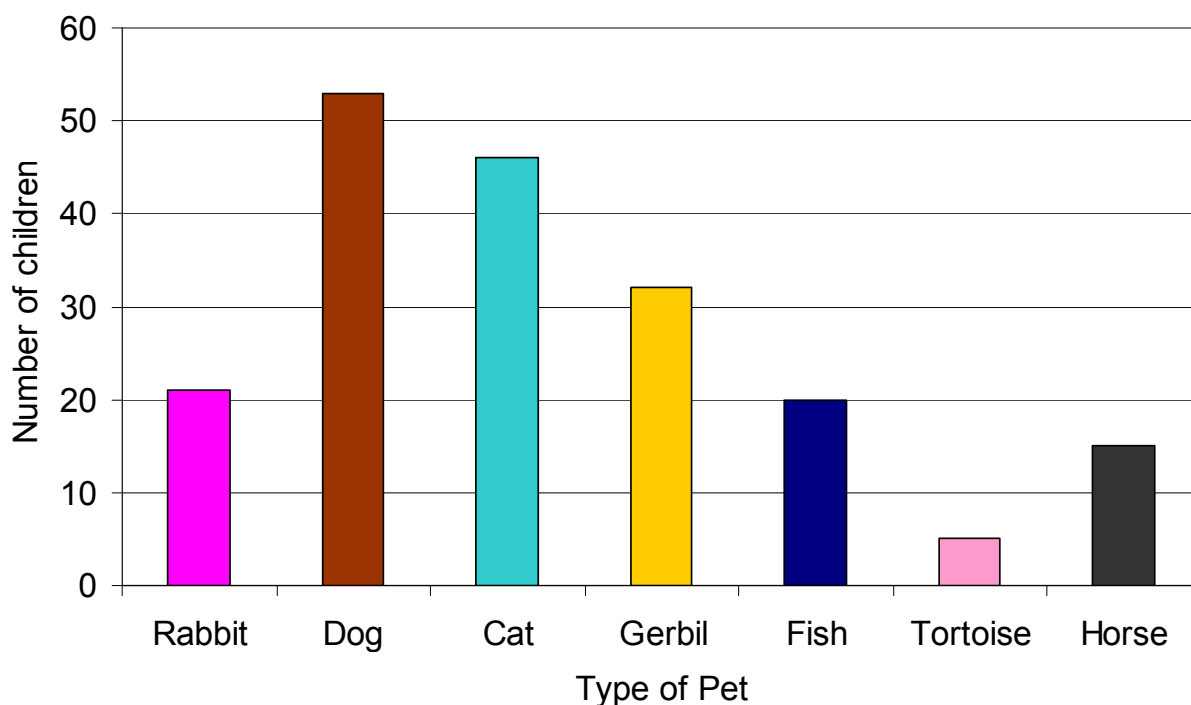



## Bar Charts

Types of Pets in Year 7



1 Write in your books how many children have each animal

Rabbit =      Dog =      Cat =      Gerbil =      Fish =      Tortoise =      Horse =

2. What is the most popular animal?
3. What is the least popular animal?
4. How many more children have dogs than cats?
5. How many less children have tortoises than fish?
6. How many more children had gerbils than fish?

## **Stretch your Brain!**

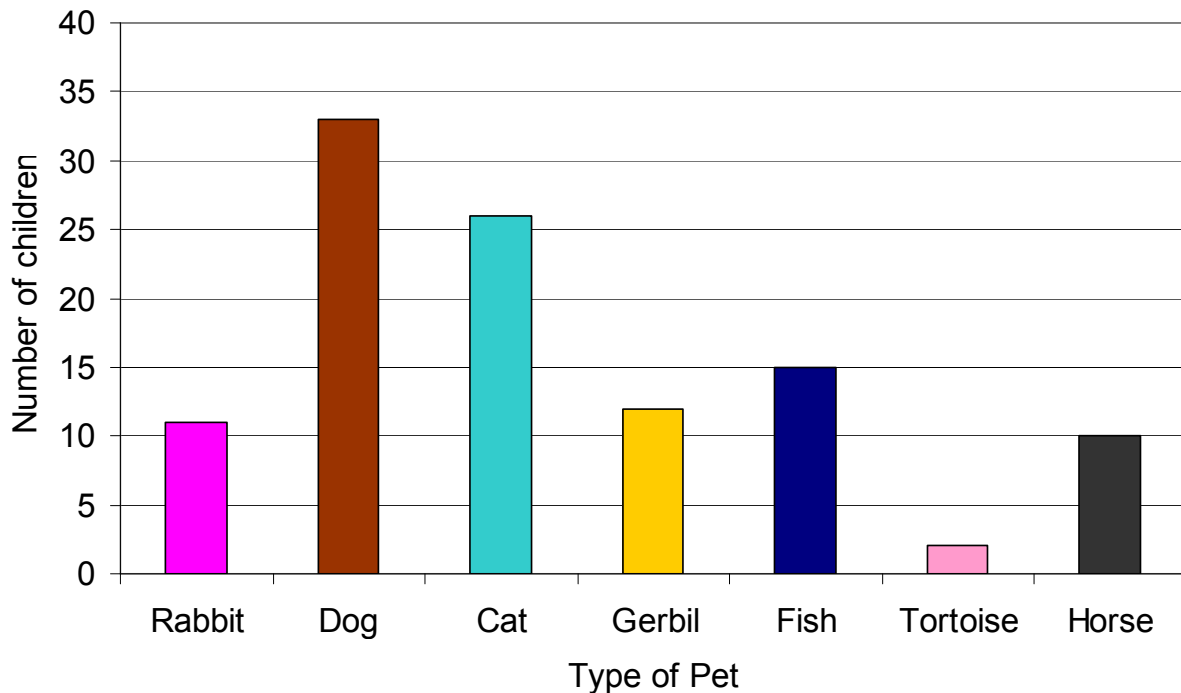
7. By adding up the column totals could we work out how many children there were in Year 7? Yes or no? Why?
8. 80 children were questioned did more than half of them have cats?
9. 80 children were questioned.  $\frac{1}{4}$  of them owned fish is this true or false?
10. In Year 8 children had the same animals as above but 1 person had a lizard, 1 had a stick insect, 1 had a canary and 1 had a snake. Only 8 bars are allowed on the graph so how could we record all this data?



## Bar Charts



Types of Pets in Year 7



1 Write in your books how many children have each animal

Rabbit =      Dog =      Cat =      Gerbil =      Fish =      Tortoise =      Horse =

2. What is the most popular animal?

3. What is the least popular animal?

4. How many more children have dogs than cats?

5. How many less children have tortoises than fish?

6. How many more children had cats than fish?

## **Stretch your Brain!**

7. By adding up the column totals could we work out how many children there were in Year 7? Yes or no? Why?

8 40 children were questioned did more than half of them have cats?

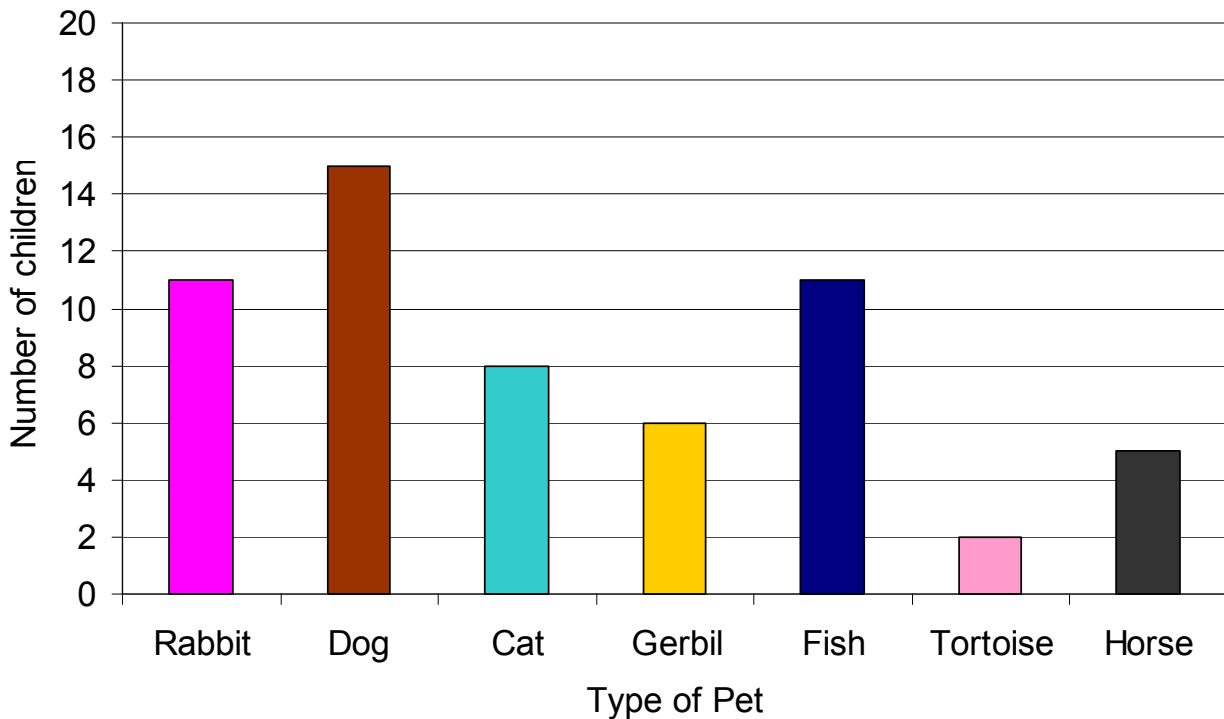
9. 40 children were questioned.  $\frac{1}{4}$  of them owned fish is this true or false?

10. In Year 8 children had the same animals as



## Bar Charts

### Types of Pets in Year 7



1 Write in your books how many children have each animal

Rabbit =      Dog =      Cat =      Gerbil =      Fish =      Tortoise =      Horse =

2. What is the most popular animal?
3. What is the least popular animal?
4. How many more children have dogs than cats?
5. How many less children have tortoises than fish?
6. How many less children had gerbils than fish?

## Stretch your Brain!

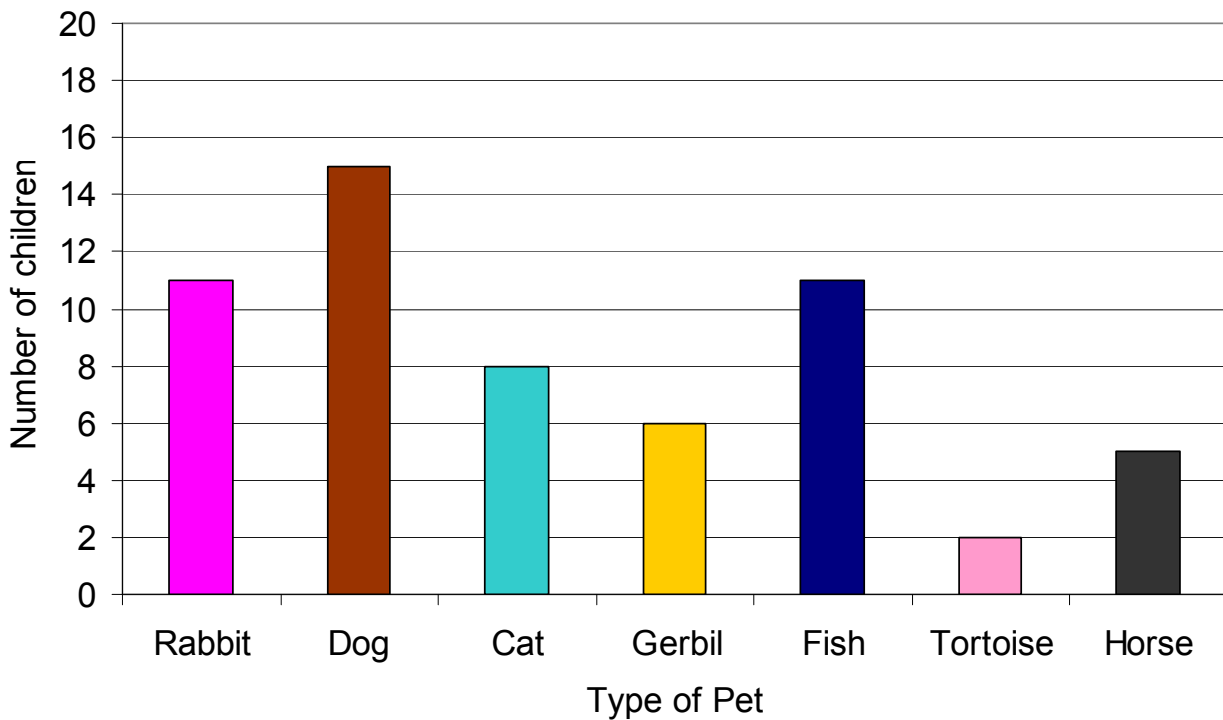
7. By adding up the column totals could we work out how many children there were in Year 7? Yes or no? Why?
8. 40 children were questioned did more than half of them have cats?
9. 40 children were questioned.  $\frac{1}{4}$  of them owned fish is this true or false?
10. In Year 8 children had the same animals as



# Bar Charts



Types of Pets in Year 7



1 Write in your books how many children have each animal

Rabbit =

Dog =

Cat =

Gerbil =

Fish =

Tortoise =

Horse =

2. What is the most popular animal?

3. What is the least popular animal?

4. How many more children have dogs than cats?

5. How many less children have tortoises than fish?

6. How many less children had gerbils than fish?