


# Standards-Based Strategy 6

## Graphic Organizers


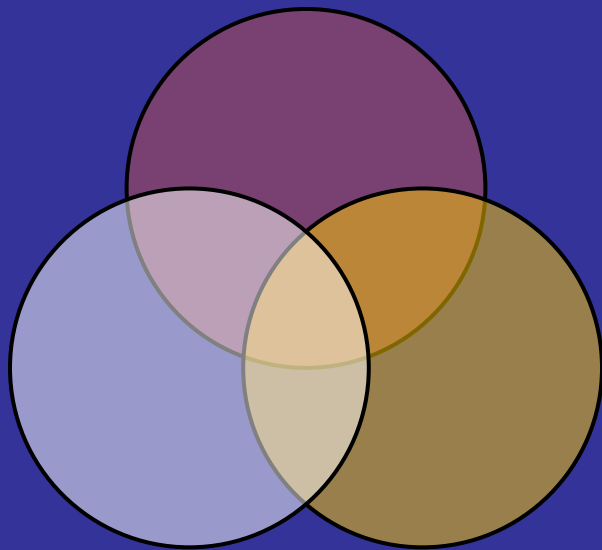
# Recurring Question

Is a picture worth a thousand words?



# Recurring Question

**Is a picture worth a thousand words?**



# Graphic Organizers

## Graphic Organizers



- pictorial or graphical ways to organize information and thoughts for understanding, remembering, telling or writing.
- **visual** tools to enhance or create a foundation for learning.

# Graphic Organizers

A proven strategy

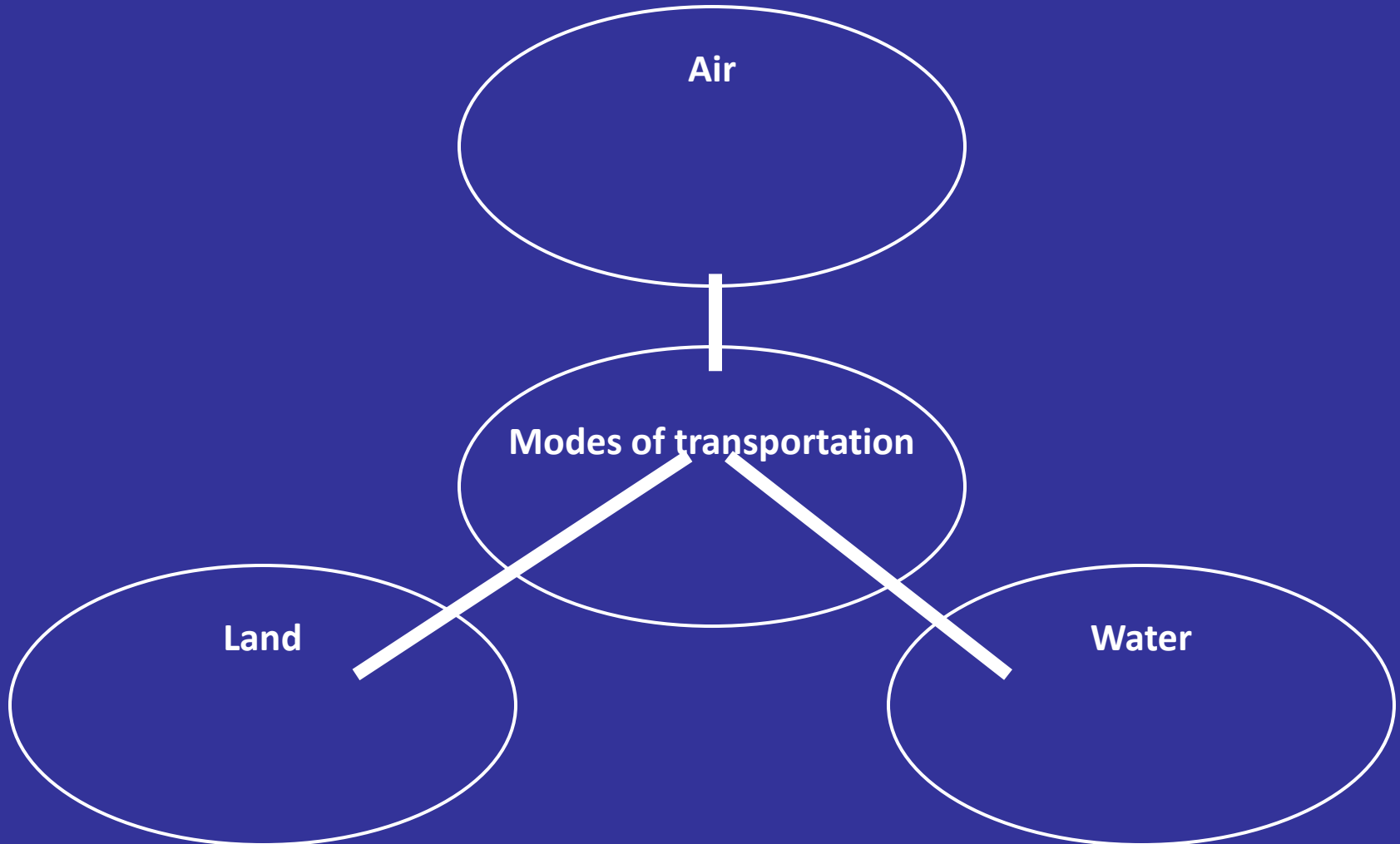
- to increase student comprehension, retention & production;
- to help them transfer understanding and produce a tangible product

# Graphic Organizers

- Enable students to make connections beyond recall
- Increase both interest and retention.
- Using a graphic organizer with pictures is a simple way to raise the thinking level.

# Graphic Organizers

## Thematic Web



# Graphic Organizers

## Four-column chart

<b>MODES</b>	<b>Wheels</b>	<b>Passengers</b>	<b>Distance</b>
<b>LAND</b>			
<b>WATER</b>			
<b>AIR</b>			



# Graphic Organizers

## T-chart

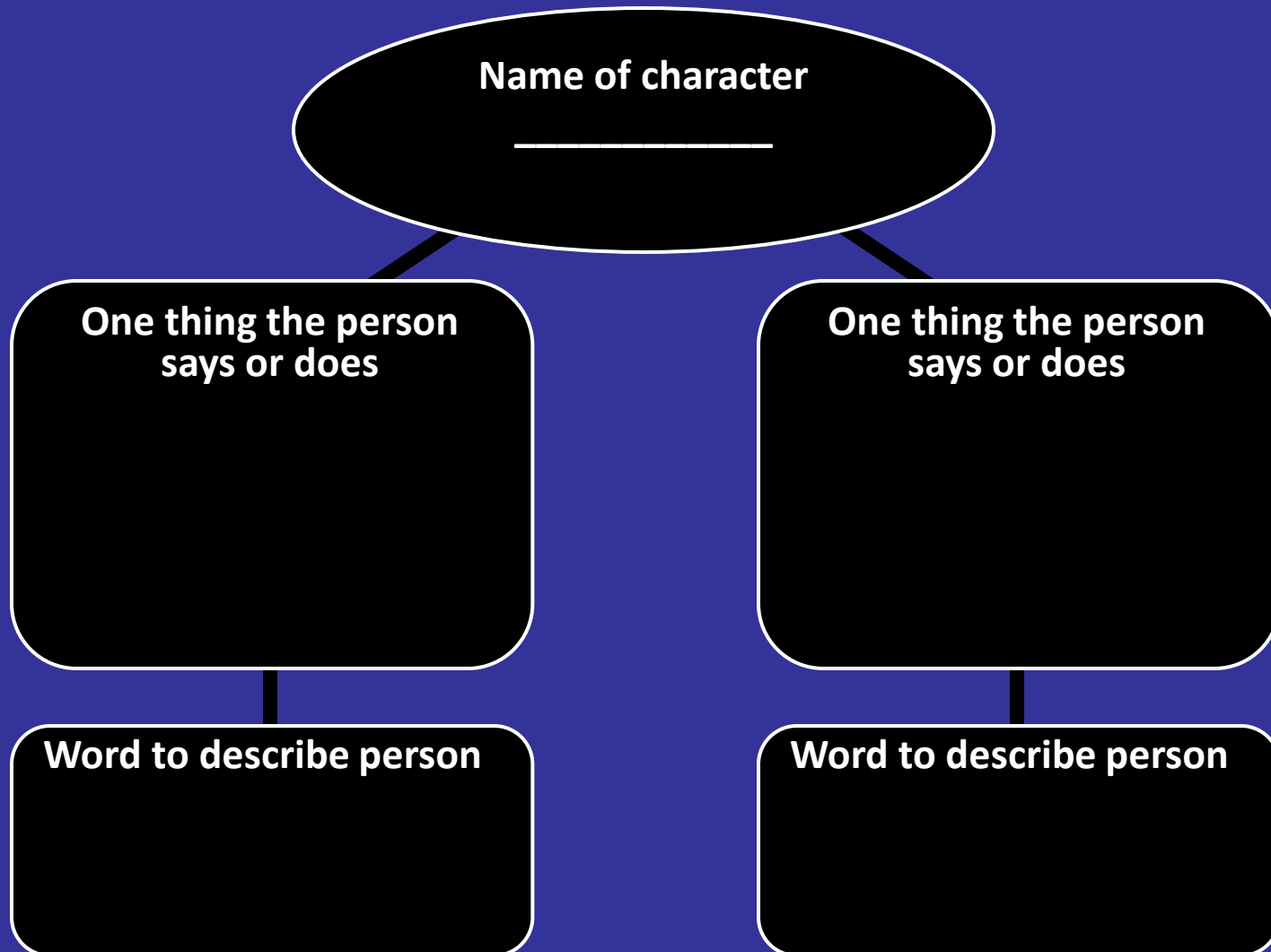
**Transportation  
our community  
has**

**Transportation  
our community doesn't  
have**

A T-chart graphic organizer with two columns and one row. The left column is labeled "Transportation our community has" and the right column is labeled "Transportation our community doesn't have". The chart is currently empty, with only the header text and the T-shaped lines visible.

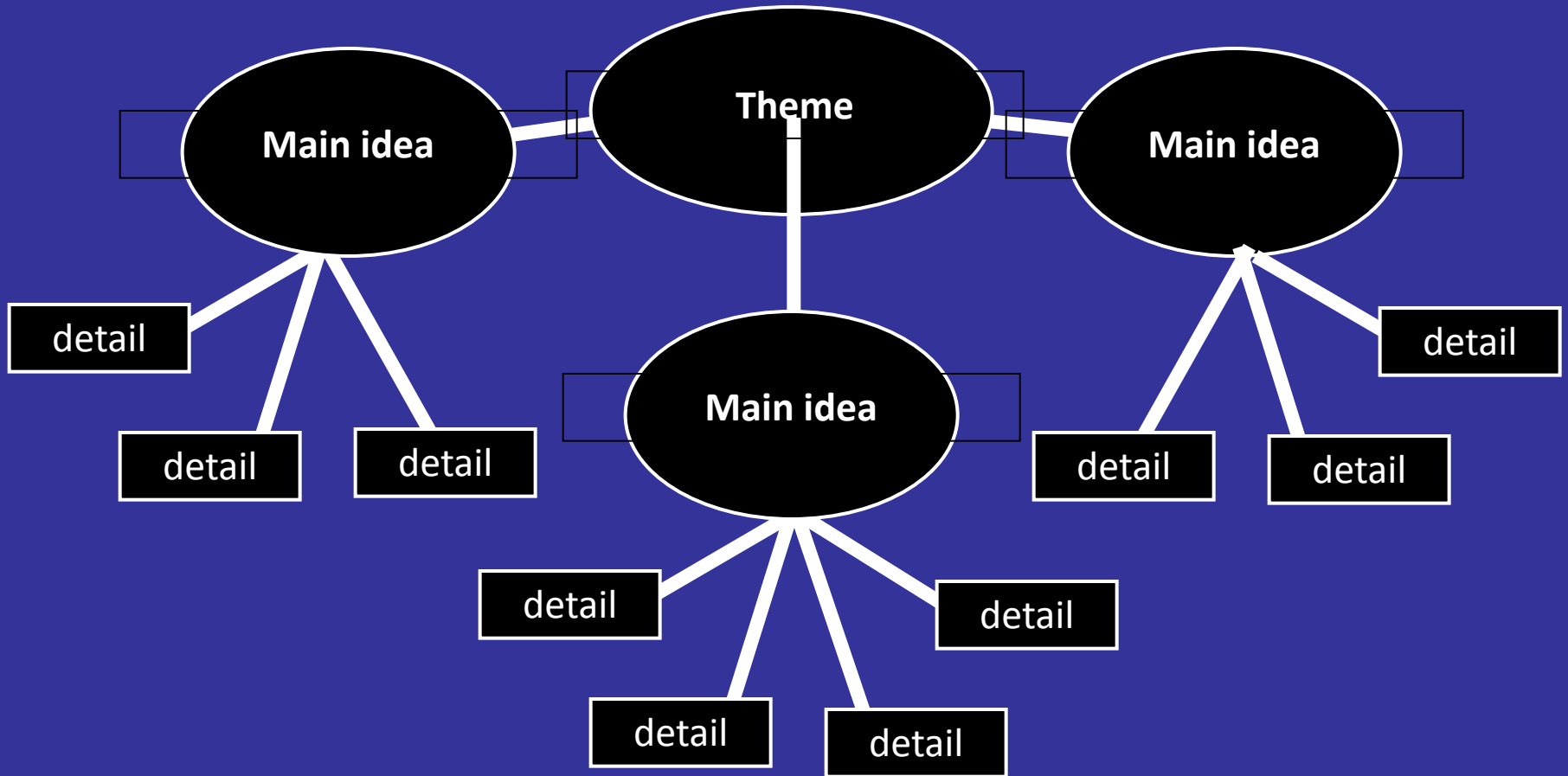
# Graphic Organizers

## Character Web



# Graphic Organizers

## Clustering Web



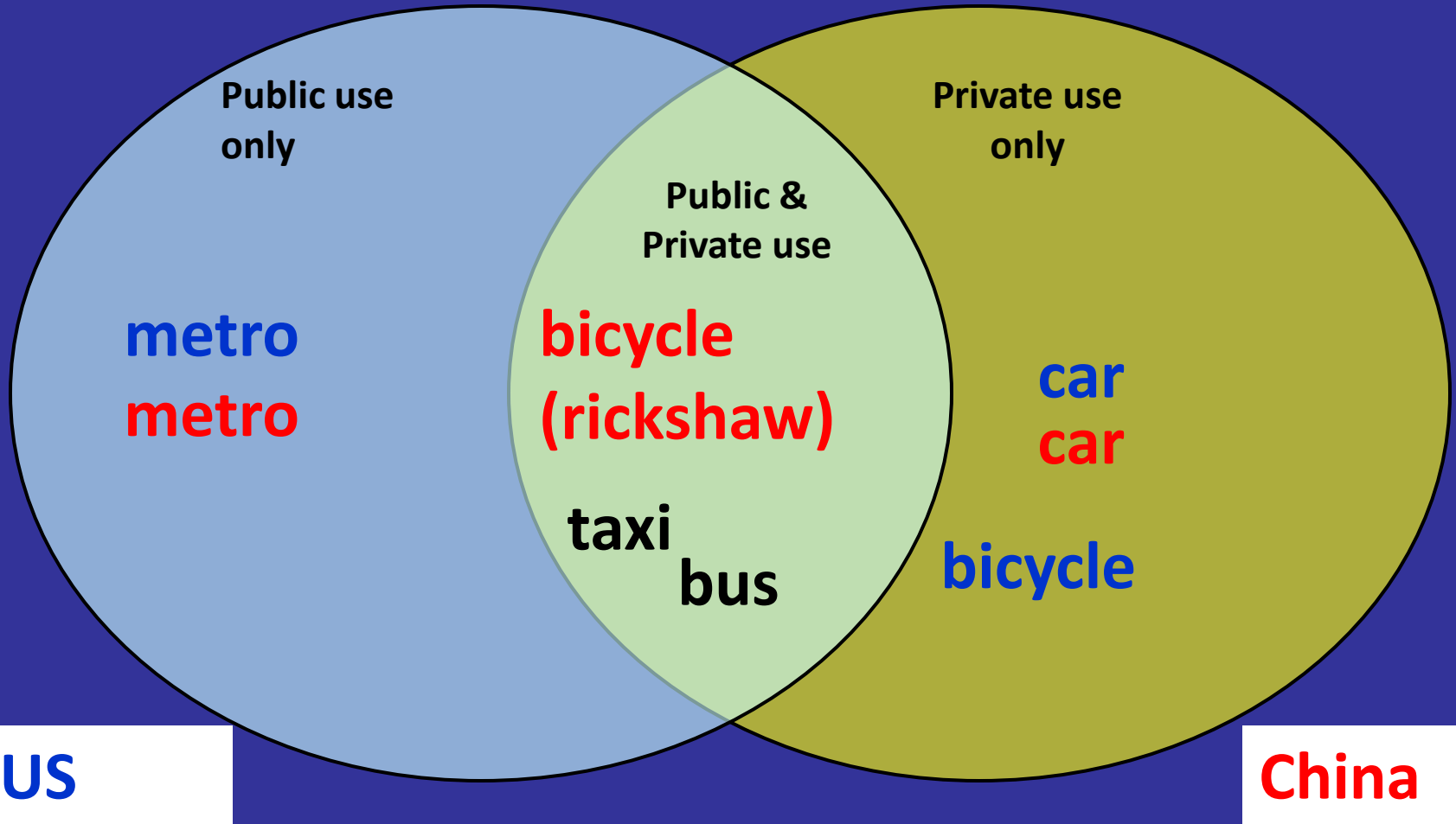
# Sample Activity

Students read and analyze a literary selection in the target language, concentrating on theme, style, technique, and narrative device.

\* Learning Scenarios from New Jersey M & CL Curriculum Documents

# Graphic Organizers

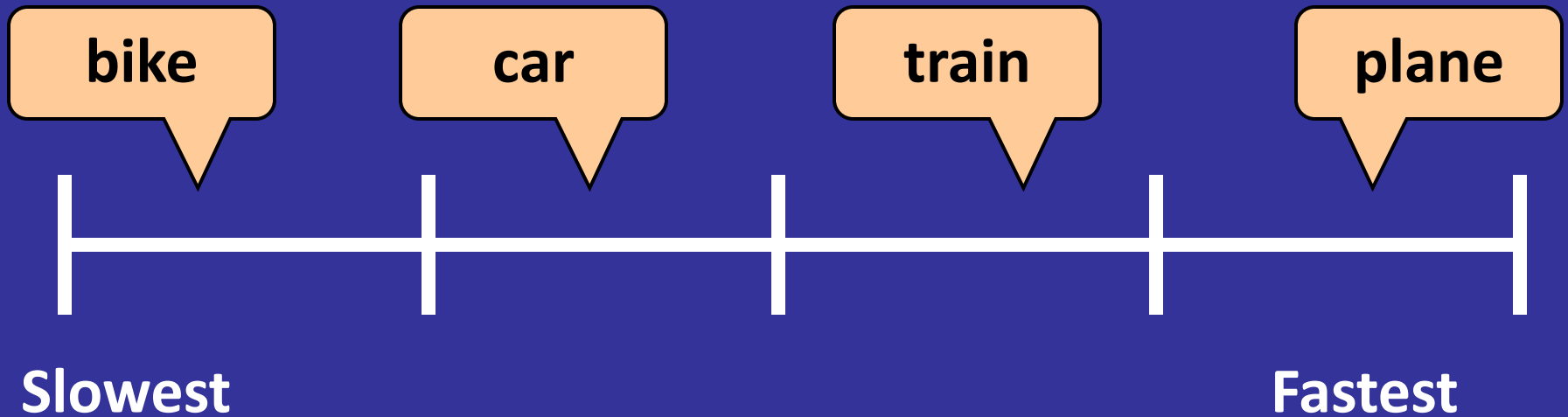
## Venn Diagram



# Sample Activity

A Venn Diagram can be used to compare travel in several locations. For example, students might complete one Venn Diagram comparing public and private transportation in the US and another comparing transportation in a target culture.

# Graphic Organizers Continuum



# Sample Activity

A continuum can be used to rank the modes of transportation based on various aspects. Examples include: the ones I like the least to the ones I like the most, the slowest to the fastest, the least expensive to the most expensive etc.



## Another Activity

- After the visuals have been placed on the large graphic organizers, students can label them. Once nouns are labeled, they might add common verbs & write these in **green** to symbolize “go” or action, such as *ride*, *drive*, *skate*, *ski*, and *fly*.

# Extension Activity

- Moving from vocabulary to language construction
- Students place visuals of modes of transportation on a continuum from the slowest to the fastest.
- They might say, “This is a rowboat. A rowboat is slower than a car.”

# Benefits to students

## Graphic Organizers

- help learners transfer their 'understanding' of a text into 'actual behavior,' namely, such as writing a text.
- provide visual support for performance tasks.
- help students put thoughts into a format for easier recall.

# Benefits to students

## Graphic Organizers

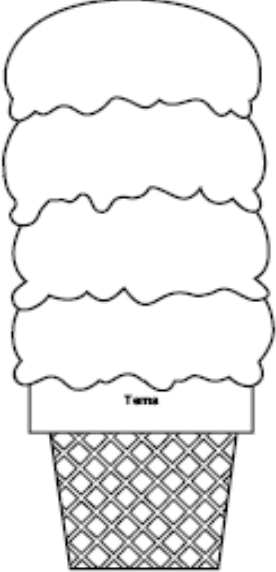
- provide structure to record comments and shared opinions in a two-way conversation
- are the tangible aspect of the learner's comprehension
- are **COGNITION MADE CONCRETE.**

(Haddad & Shamdeen, 1999)

# Other Graphic Organizers

Nombre \_\_\_\_\_ Fecha \_\_\_\_\_

**Helado en cono (Ice-Cream Cone)**  
Escribe tu tema en la sección del cono rotulada "Tema". Agrega detalles en orden en cada tipo de nivel.




The graphic organizer is a line drawing of an ice cream cone. The cone is divided into four horizontal sections, each representing a different flavor of ice cream. The top section is the largest, followed by three smaller sections. The bottom section is a waffle cone. The word "Tema" is written in the center of the top section.

**Ice Cream  
Cone**

Nombre \_\_\_\_\_ Fecha \_\_\_\_\_

**Diagrama de árbol (Tree Chart)**  
Escribe los detalles en las ramas.

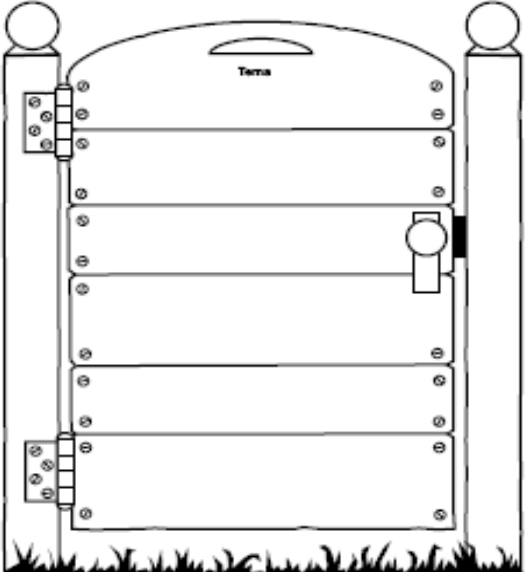


The graphic organizer is a line drawing of a tree. The trunk is labeled "Tema". The branches are numerous and spread out, providing space for writing details. The word "Tema" is written in the center of the trunk.

**Tree  
Chart**

Nombre \_\_\_\_\_ Fecha \_\_\_\_\_

**El portal (Garden Gate)**  
Agrega detalles en cada rábido del portal.



The graphic organizer is a line drawing of a garden gate. The gate is rectangular with a curved top. It is flanked by two vertical posts. The gate is divided into several horizontal sections. The word "Tema" is written in the center of the top section. There are small circles on the sides of the gate, representing hinges or bolts.

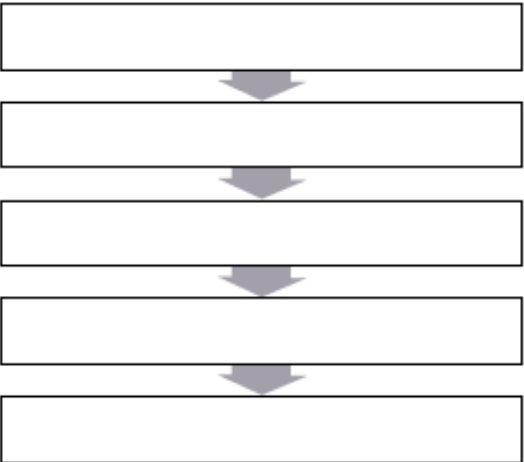
**Garden  
Gate**

# Other Graphic Organizers

Name \_\_\_\_\_ Date \_\_\_\_\_

**Flow Chart**  
Write your topic at the top. List steps or events in time order.

Topic:




The flow chart template consists of a rectangular box for the topic, followed by five horizontal rectangular boxes for steps or events. Each step box is connected to the one below it by a downward-pointing arrow.

**Flow  
Chart**

Name \_\_\_\_\_ Date \_\_\_\_\_

**Ladder**  
Add details on the writing lines.

Topic \_\_\_\_\_

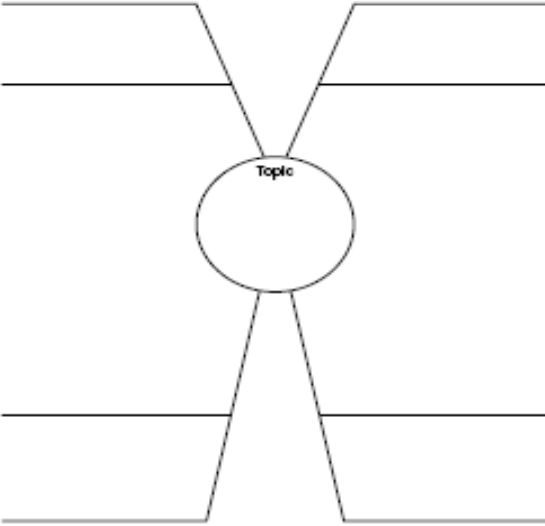


The ladder graphic organizer features a central vertical column of writing lines, flanked by two vertical bars that form the rungs of a ladder. The writing lines are organized into pairs, with a solid top line, a dashed middle line, and a solid bottom line.

**Ladder**

Name \_\_\_\_\_ Date \_\_\_\_\_

**Spider Map**  
Write main ideas on the slanted lines that connect to the circle. Write details on the branching lines.








The spider map graphic organizer has a central circle labeled 'Topic'. Four slanted lines radiate from the circle to four horizontal lines, representing main ideas. From each horizontal line, two more slanted lines branch out to the left and right, representing details.

**Spider  
Map**

# Other Graphic Organizers

Name \_\_\_\_\_ Date \_\_\_\_\_

**Sense Chart**  
List details for each sense in its column.

Topic: _____				
				

**Sense  
Chart**

Name \_\_\_\_\_ Date \_\_\_\_\_

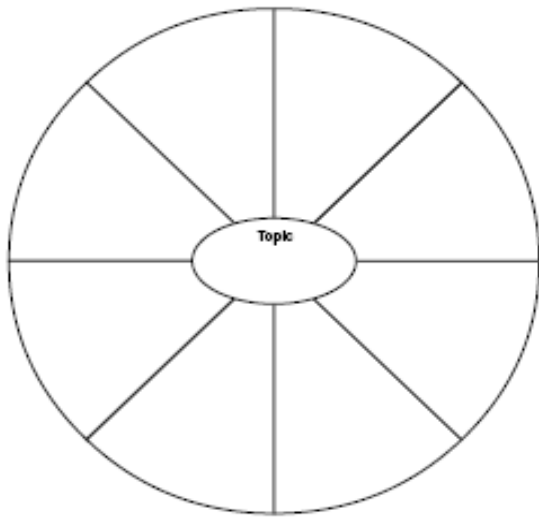
**Persuasion Map**  
Write your goal in the first box. Write three reasons in the next boxes. List facts and examples in the branching boxes.

Goal	Reason 1	fact/example
		fact/example
		fact/example
	Reason 2	fact/example
		fact/example
		fact/example
	Reason 3	fact/example
		fact/example
		fact/example
		fact/example

**Fact and  
Opinion**

Name \_\_\_\_\_ Date \_\_\_\_\_

**Describing Wheel**  
Add describing words about your topic between the spokes.



**Idea  
Wheel**

# Graphic Organizers on the Web

- <http://www.eduplace.com/graphicorganizer/>
- <http://www.teachersfirst.com/20/getsource.cfm?id=5802>



# Summary

- No end to the uses and variety of graphic organizers available.
- Highly personalized and reflect individual thinking.
- Effective tools for performance-based assessment both formative and summative

# Conclusion: KWL Chart

**What We Know**

**What We Want to Know**

**What We**

**Learned**

**Graphic Organizers help students learn more effectively and efficiently**

**Will I be able to incorporate the use of graphic organizers in language instruction in a purposeful way to best meet the needs of my students?**

**Graphic organizers can be effectively used in the three modes & in a way that best meets the learning style(s) of my students!**

# Final Reflections

- When should I use Graphic Organizers?
- How do I choose Graphic Organizers?
- Why is the use of Graphic Organizers necessary in a performance-based classroom?

# Additional Resources

- [http://its.leesummit.k12.mo.us/graphic\\_organizers.htm](http://its.leesummit.k12.mo.us/graphic_organizers.htm)
- <http://www.freeology.com/graphicorgs>
- <http://www.carla.umn.edu/cobaltd/modules/strategies/gorganizers/PROTO/overview.html>

# Additional Resources

- [http://www.everythingsl.net/in-services/graphic\\_organizers.php](http://www.everythingsl.net/in-services/graphic_organizers.php)
- <http://www.teachersfirst.com/20/getsource.cfm?id=5802>
- Graphic Organizers  
<http://www.graphic.org/goindex.html>