





School: Performing Arts and Technology High School (19K507)
Principal: Reginald Richardson
Address: 400 PENNSYLVANIA AVENUE
 BROOKLYN, NY 11207
Main Phone: 718-922-0762
School Type: High School
Enrollment: 429

For a translation of this overview, please visit
 للاطلاع على نسخة مُترجمة لهذا الموجز، المرجو زيارة الموقع الإلكتروني أدناه
 এই তথ্যবিবরণী অসূক্ষিত করণ অসম্ভব করে দেয়
 如需要本概述的中文譯本，請瀏覽
 Pour une version traduite de ce document, merci de visiter
 Si w bezwen yon kopi rezime sa a nan lòt lang ale sou
 개요의 번역본을 보시려면 다음을 방문하십시오
 С переводом можно ознакомиться по адресу
 Para una versión traducida de este documento, por favor visite
 اس دستاویز کے ترجمے کے لیے براہ کرم ذیل پر پر جائیں
<http://schools.nyc.gov/accountability/tools/report>

<p>Student Progress</p> <p>C</p> <p>27.2 out of 55 points</p>  <p>0 60</p> <p>Student Progress measures the annual progress students make toward meeting the state's graduation requirements by earning course credits and passing state Regents exams.</p>	<p>Student Performance</p> <p>B</p> <p>11.8 out of 20 points</p>  <p>0 25</p> <p>Student Performance measures how many students graduated within 4 and 6 years of starting high school, and the types of diplomas they earned.</p>	<p>School Environment</p> <p>B</p> <p>9.9 out of 15 points</p>  <p>0 15</p> <p>School Environment measures student attendance and a survey of the school community rating academic expectations, safety and respect, communication, and engagement.</p>	<p>College and Career Readiness</p> <p>D</p> <p>2.8 out of 10 points</p>  <p>0 10</p> <p>College and Career Readiness measures how well students are prepared for college and careers on the basis of passing advanced courses, meeting proficiency standards, and enrolling in a post-secondary institution.</p>	<p>Closing the Achievement Gap</p> <p>4.4 (16 points max)</p> <p>Schools receive additional credit for exceptional graduation and college/career readiness outcomes of students with disabilities, English Language Learners, and students who enter high school at a low performance level.</p>
---	--	---	---	---


The NYC School Progress Report informs families about the school's strengths and weaknesses, emphasizing how far students have come in the past year. Progress Report grades are made up of several sections: student progress, student performance, and school environment. In each section, your school's results are compared to the results of other schools serving similar students and to all schools citywide. To view your school's Progress Report in detail, visit the Progress Report website at:

<http://schools.nyc.gov/Accountability/tools/report/default.htm>

Overall Progress Report Grade

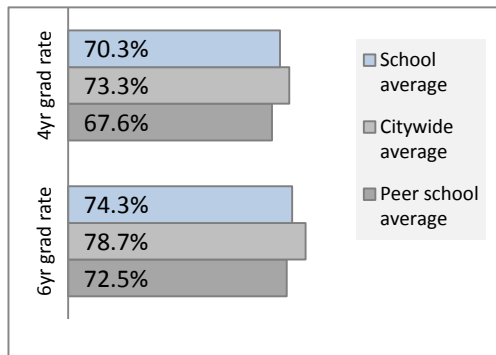
C

56.1 out of 100 points



0 100

What is the graduation rate of this school?



Four year Graduation Rate

In 2013, 19K507's four year graduation rate was 70.3%. This was similar to the average overall four year graduation rate of high schools in 2013. Compared to other schools in the city serving students with similar characteristics, 19K507's four year graduation rate was statistically similar.

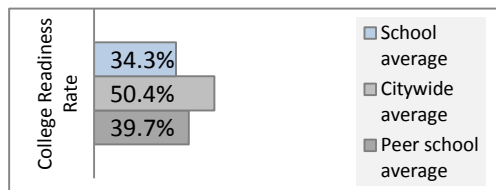
Six year Graduation Rate

In 2013, 19K507's six year graduation rate was 74.3%. This was similar to the average overall six year graduation rate of high schools in 2013. Compared to other schools in the city serving students with similar characteristics, 19K507's six year graduation rate was statistically similar.

In recent years, New York State adopted the Common Core Learning Standards, raising the bar for all students and setting the expectation that students will graduate ready for college and career. To learn more about the Common Core standards, visit our Common Core Library online at:

<http://schools.nyc.gov/Academics/CommonCoreLibrary/ForFamilies/default.htm>

How well did this school prepare its students for college?



To answer this question, we looked at the percentage of students who entered high school in September of 2007 and who graduated and met the Regents exam, SAT and/or course standards for passing out of remedial coursework at CUNY by August 2013. We also included students who enrolled and persisted in college through the beginning of their third semester.

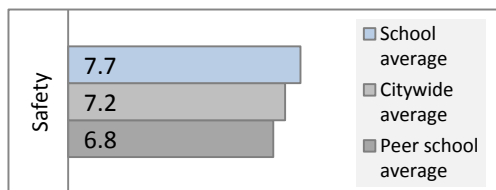
College Readiness Rate (including persistence)

After six years, students from 19K507 were less prepared for college compared to other students in the city. Compared to students from high schools serving similar populations, the students from 19K507 were prepared similarly.

To learn more about how the College Readiness Rate is measured, visit the Progress Report website and download the Progress Report Educator's Guide at:

<http://schools.nyc.gov/Accountability/tools/report/default.htm>

How safe is this school?



The NYC School Survey is one of the largest surveys of any kind conducted nationally. This year nearly a million responses were collected. The survey collects responses from parents, teachers and students in grades 6-12.

For questions pertaining to safety and respect, 19K507 scored higher than other schools in the city. Compared to schools serving similar populations, 19K507 scored higher.

For more detailed information on the NYC School Survey Report, including what questions were asked and a citywide report of the survey responses, visit the NYC School Survey website at:

<http://schools.nyc.gov/Accountability/tools/survey/default.htm>

How can I learn more about my student's academic performance?

You can keep track of your child's daily attendance, schedule, and test scores on ARIS Parent Link at www.arisparentlink.org. ARIS Parent Link is available in ten languages and has information about ways to support your child in school. Contact the parent coordinator at your child's school if you have questions about logging on or need your password.

To contact your school's principal or parent coordinator, call the main office. You can reach this school's main office by calling 718-922-0762.