



# APPAREL SIZE CHART

## LADIES' FIT

LADIES' SHIRT BODY GUIDE	XS	S	M	L	XL	1XL	2XL	3XL	4XL
Neck	13-13½	13½-14	14-14½	15-15½	16-16½	16½-17	17½-18	18½-19	19½-20
Sleeve Length	29½-30	30½-31	31-31½	32-32½	33-33½	33½-34	34½-35	35½-36	36½-37
Chest	32-33½	34-35½	36-38½	39-41½	42-44½	45-47½	48-50½	51-53½	54-56

LADIES' BOTTOM BODY GUIDE	XS	S	M	L	XL	2XL	3XL
	0-2	4-6	8-10	12-14	16-18	18W-20W	22W-24W
Waist	23-25½	26-28	28½-31½	32-33½	34-36½	37-40	41-43
Hip	33-35	35½-37½	38-40½	41-43½	44-46	47-50	51-53
Inseam-Unhemmed	32-34	32-34	32-34	32-34	32-34	32-34	32-34

# ACCESSORY SIZE CHART

JAC-SHIRTS (GARMENT MEASUREMENT)	XS	S	M	L	XL	2XL	3XL
Chest	42	46	50	54	58	62	66
Bottom Opening	40	44	48	52	56	60	64
Sleeve Length	32	33	34	35	36	37	38

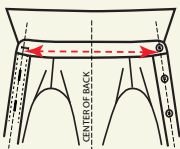


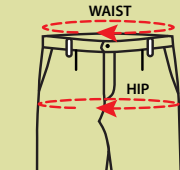
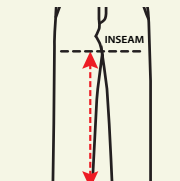

HEADWEAR UNIFORM CAP	S/M	M/L	XL (ONLY AVAILABLE IN BS UNIFORM CAP)
Head Measurement	21½-22½	22½-23½	23½-24½

HEADWEAR BRIMMED HAT	S	M	L	XL	2XL
	6⅞ - 7	7⅞ - 7¼	7⅞ - 7½	7⅞ - 7¾	7⅞
Head Measurement	21½-21⅞	22¼-22⅝	23-23½	23⅞-24¼	24⅝

# ACCESSORY SIZE CHART

SOCK SIZE	XS 5-7	S 7-9	M 9-11	L 10-13	XL 15	2XL 15-17
Youth Shoe	10.5-3	12.5-5.5				
Women's Shoe		5-6.5	5-7.5	6.5-12	9.5-13	
Men's Shoe			5-6.5	6-11	8.5-12.5	10.5-14

WEB BELT	S/M	M/L	XL
Cub Scout Navy Belt	Up to 28"	Up to 40"	Up to 54"
Boy Scout Olive Belt	Up to 30"	Up to 40"	Up To 58"
Venturing Nylon Belt	N/A	N/A	Up To 58"

	<p>Neck: Measure around the base of your neck. Or, simply find a collared shirt that fits you well. Lay the collar flat and measure from the center of the collar button around to the far end of the opposite buttonhole.</p>
	<p>Chest/Bust: Keeping your arms relaxed at your sides, measure under your arms at your armpits. Include the highest part of your chest and shoulder blades holding the tape firm and level. For Bust size, measure at the fullest point of the bust.</p>
	<p>Sleeve: With the arm relaxed at side and bent slightly, measure from the center back, across shoulder to elbow, and down the arm to the wrist.</p>
	<p>Waist: Measure at your natural waistline, where your belt normally rests. If between sizes, order the next largest size. Hips: Standing with your feet together, measure around the fullest part of your seat.</p>
	<p>Inseam: Take a pair of pants that fits you well and measure along the seam from the crotch to the bottom of the leg. Add an inch or so for hemming.</p>
	<p>Head (for hats &amp; caps): Measure around the largest part of your head, with the tape just above the brow.</p>