

Verbal Reasoning Familiarisation Booklet

Information

This familiarisation booklet is designed to inform you about your upcoming assessment in order to:

- Give a feel for the appearance of the actual assessment.
- Introduce some of the symbols and phrases used in the assessment.
- Inform you of the invigilation procedure.
- Highlight the range of answer formats used in the assessment.

This booklet also includes examples to indicate the range of skills required to complete the assessment and the manner in which questions are answered. This familiarisation sheet is NOT definitive and the inclusion of any question types does not imply that they will be found in the final assessment.

Information about the assessments

- The page number appears at the top corner of each page.
- The title of each section is provided on the top line of each page.

Instructions at the bottom of the page inform you:


- If you can continue to the next page.
- When you have reached the end of a section.
- When you must wait for further instructions.

Timings for each section are provided on each example page.


Example instructions are shown at the bottom of this page.

Please note: there are no commercially available practice test papers provided for these assessments.

Symbols and phrases used in the assessments



Symbol Description:
Time allowed for the section.



Symbol Description:
Go to the next page.



Symbol Description:
Do not turn the page until you are told to do so.



Symbol Description:
Stop working and await instructions.

What will happen on the test day

On the day of the assessment you should be aware of the following:

- You will be shown to your seat when you enter the test room.
- Do not open the booklet until you are told to do so.
- You must remain silent throughout the test.
- You must not turn to look at children seated behind you or to the side of you.
- You will be asked before the test begins if you have any questions.

Equipment required for the assessment:

- You will need an HB pencil, an eraser and a pencil sharpener.


You MUST NOT bring the following equipment into the assessment:

- A calculator, scrap paper, protractor, mobile phone, recording equipment or study notes.

How the test works

- The verbal paper will be administered within about one hour.
- Before the assessment begins, you will be asked to enter your personal details on the front cover.
- All instructions will be provided to you in the test room by the invigilator.
- When your invigilator tells you to do so, check that the booklet is complete and that there are no missing pages.
- You must enter all of your answers inside the test booklet. There is no separate answer sheet.
- The paper comprises several individually timed sections.
- You will be given examples describing how to answer the questions at the start of each section.
- You can refer to the example page as often as you wish.
- Before each section begins, the invigilator will tell you how long you have to complete each section and how many questions there are to complete within that time limit.
- You should attempt as many of the questions as you can. If you come across a question you cannot answer, move on to the next question until you reach the end of the section.
- Make sure you mark your answers clearly. If you make a mistake, rub out your answer and try again.
- If there is time left at the end of a section, you can review your answers. You can go back and answer any questions you have missed but only within that section. You must not attempt to go back to previous sections.

Go to the next page.



Here are some examples of the types of questions that may appear in the test

In the following text, some of the words are not complete. Please complete these words by filling in the missing letters. Write your answers in the boxes. Use one letter per box and use all the boxes.

If there is one thing [e v e r y o n e] claims to know a lot about, it's the [w e a t h e r].

There isn't a man, woman or [c h i l d] who hasn't at some point felt the need to discuss

¹ the [t e e r a t u r e] being too hot or cold, or the climate being too dry or wet with

the person ² [s t d i n g] next to them. We are also prone to comparing the weather year on year,

often ³ [c l a i n i n g] that winter this year was ⁴ [w e] than last year, or that this

summer was the wettest on ⁵ [r r d].

In the following passage, choose the words that BEST complete the passage. Please shade the box beside the word that correctly completes each sentence.

In the past, religious ☐ but ☒ and ☐ with military ceremonies took ☐ place ☒ charge ☐ off in Venice throughout the ☐ thirteen ☐ future ☒ twelve

months of the year. Public buildings were ⁶ ☐ destroyed ☐ decorated ☐ hoisted with flags for these ⁷ ☐ silly ☐ simple ☐ special occasions. People

⁸ ☐ parade ☐ line ☐ cheer would the ancient streets in order to ⁹ ☐ hear ☐ find ☐ catch a glimpse of the event taking place.

¹⁰ ☐ ceases ☐ expires ☐ continues This tradition to this day.

Go to the next page.



Shade in the box under the word that means the **OPPOSITE** of the word on the left. There is only one right answer for each question.

Example

enormous

cheap

tiny

lively

terrible

happy

☐
☒
☐
☐
☐

The correct answer is tiny.

11 love

hate

help

avoid

finish

shout

☐
☐
☐
☐
☐
12 refuse

believe

discover

control

allow

suggest

☐
☐
☐
☐
☐
13 happy

smart

sad

shallow

simple

shy

☐
☐
☐
☐
☐
14 complete

unused

unusual

unfinished

unknown

unlit

☐
☐
☐
☐
☐
15 wake

creep

peep

bleep

deep

sleep

☐
☐
☐
☐
☐

STOP WORKING. You may check your answers in this section only.



Answers

15	sleep	10	continues	5	record
14	unfinished	9	catch	4	worse
13	sad	8	line	3	complain
12	allow	7	special	2	standing
11	hate	6	decorated	1	temperature