

# Louisiana Morbidity Report

Louisiana Office of Public Health - Epidemiology Section  
P.O. Box 60630, New Orleans, LA 70160 (504) 568-5005

March-April 1997

Volume 8 Number 2

## Louisiana STD Update

After a recent epidemic of syphilis, rates of sexually transmitted diseases in Louisiana have been falling steadily. Rates of syphilis and gonorrhea in the state are now among the lowest seen in the last 20-30 years. However, they are still among the highest of any state in the U.S., putting Louisiana at continued high risk for sexual transmission of HIV infection and high rates of AIDS in the future.

In 1996, 1,494 cases of early syphilis were reported, of which 533 were cases of primary and secondary (P&S) syphilis, for a P&S case rate of 13 per 100,000. This represents an 82% decrease from the peak rate of 72 per 100,000 in 1991 (Figure 1). As in the past, rates were far higher in African-Americans than whites (38 versus 1 per 100,000). Rates were highest in New Orleans and the Shreveport and Baton Rouge - Northshore regions of the state (Figure 2). Louisiana now ranks second in the nation for syphilis (after Mississippi).

There were 9,373 cases of gonorrhea reported, for a case rate of 222 per 100,000, which represents a decrease of 39% from 1991 (Figure 3). Gonorrhea cases are frequently asymptomatic, particularly in women, so case reports partially reflect the amount of STD screening being conducted by health care providers. The fact that rates of gonorrhea were highest in the most populous parishes (Figure 4), particularly Orleans Parish (608 per 100,000) may be in part explained by the availability of testing and screening. The age group with the highest rates of gonorrhea was 15-19, with an incidence of 959 per 100,000, or nearly 1%.

Nationally and in Louisiana, rates of these STDs have been declining for the last several years. The decrease may

be due to changes in sexual behavior in response to the AIDS epidemic (e.g. decreases in the number of sex partners and/or increases in condom use), improved access to early treatment, or other unknown factors. In Louisiana, the response to the syphilis epidemic in the late 1980's and early 1990's included expansion of clinical services in public clinics state-wide, distribution of condoms to persons at high risk and STD screening in sites such as family planning clinics, jails, and drug treatment centers. The sharp drop in syphilis is encouraging, and may be caused by these changes, however syphilis in the past has had 10-year epidemic cycles; rates (Continued on next page)

Figure 1: Rates of primary and secondary syphilis in Louisiana and U.S., 1981-1996

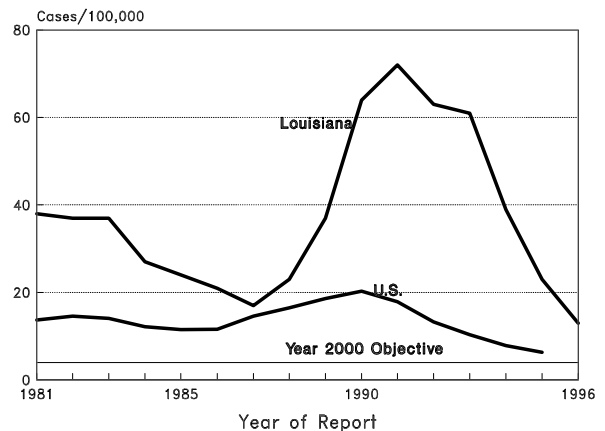
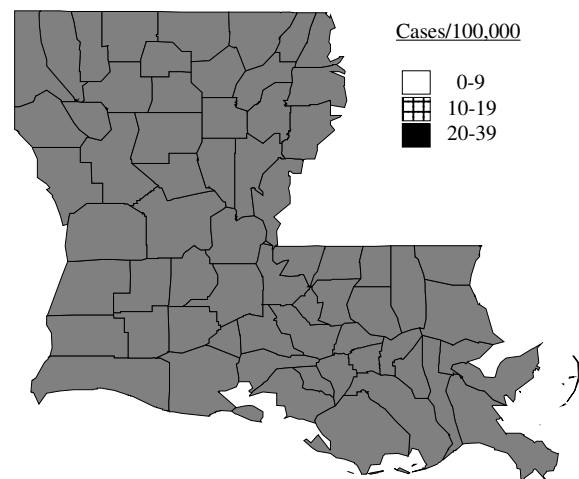


Figure 2: Rates of primary and secondary syphilis by parish, 1996



### Contents

Unintentional Childhood Injury Fatality Report .....	2
Immunization Levels Rise in Louisiana.....	3
Revised Reportable Disease List.....	4
AIDS Update.....	5
Annual Summary: Campylobacteriosis.....	7

were relatively low in 1976 and 1986 before increasing again, so it is possible that syphilis rates may begin to rise in the next few years.

Although they have decreased, rates of STDs are still well above the Year 2000 goals for the nation (100 for gonorrhea, 4 for P&S syphilis), and still high enough to indicate that there are large numbers of persons at high risk HIV infection. The risk for HIV infection is due both to the fact that these persons are practicing unprotected sex and the fact that gonorrhea, syphilis and other bacterial STDs serve as "cofactors" that increase the likelihood of transmission of HIV from one person to another. It is becoming increasingly clear that the best way to prevent sexual transmission of HIV is to control these other diseases. Public health programs will emphasize STD control to an even greater extent in the future.

Figure 3: Rates of gonorrhea in Louisiana and U.S., 1970-1996

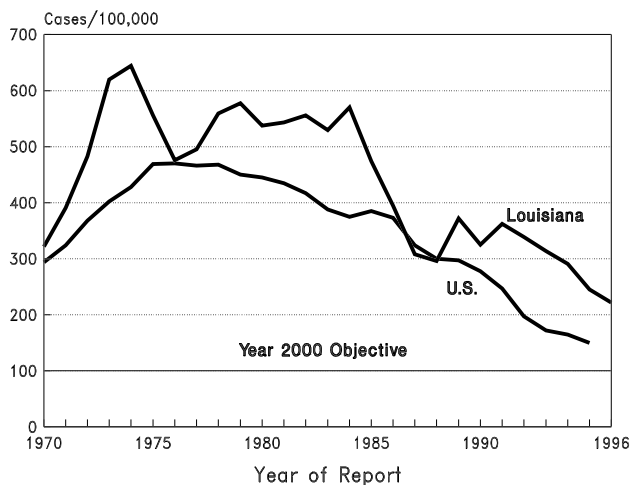
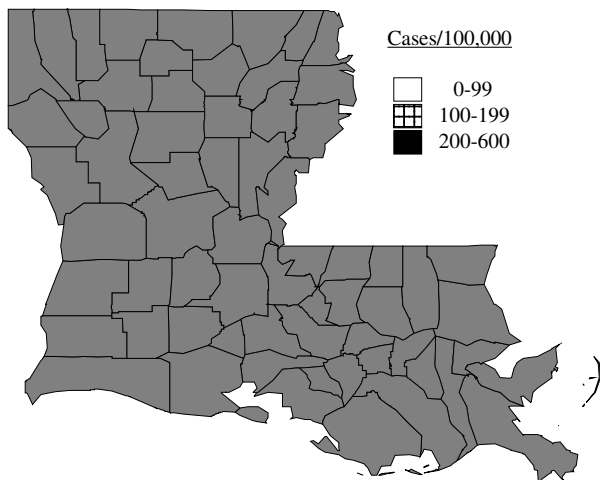


Figure 4: Rates of gonorrhea by parish, 1996



## Unintentional Childhood Injury Fatality Report

Unintentional ("accidental") injuries are the leading killer of kids in the United States. Each year, more children ages 1-14 die from unintentional injuries than from all childhood diseases combined. Each year in the United States, 7,300 children ages 14 and under are killed and 50,000 are permanently disabled. For every child who dies from a preventable injury, over 40 others are hospitalized and 1,120 are treated in emergency rooms.

Injury is the leading cause of medical spending for children 5 to 14 years of age. The annual lifetime cost of unintentional injury among children ages 14 and under is \$165 billion, which includes more than \$90 billion in direct medical costs, \$16 billion in future earnings and \$140 billion in quality of life. For every child injured, total costs are nearly \$12,000, including more than \$650 in medical costs, nearly \$1,200 in future earning and \$10,000 in quality of life. Unintentional injuries disproportionately affect poor children, resulting in more fatalities when compared to children with greater economic resources.

In 1995, 167 Louisiana children under 15 years of age died from preventable injuries: 64 infants and children less than five years old, 45 children five to nine years old and 58 children ten to fourteen years old. The largest proportion of fatalities resulted from motor vehicle crashes (47%), with a rate of 7.5 per 100,000, followed by drowning (14%), and

Louisiana Morbidity Report  
 Volume 8 Number 2 March-April 1997

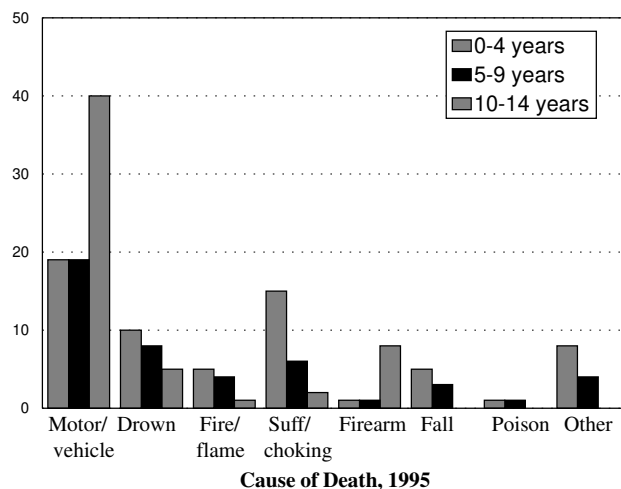
The Louisiana Morbidity Report is published bimonthly by the Epidemiology Section of the Louisiana Office of Public Health to inform physicians, nurses, and public health professionals about disease trends and patterns in Louisiana. Address correspondence to Louisiana Morbidity Report, Epidemiology Section, Louisiana Department of Health and Hospitals, P.O. Box 60630, New Orleans, LA 70160.

<i>Assistant Secretary, OPH</i>	<i>Jimmy Guidry, MD</i>
<i>State Epidemiologist</i>	<i>Louise McFarland, DrPH</i>
<i>Editors</i>	<i>Thomas Farley, MD MPH</i> <i>Karen Kelso, RNC MS</i>
<i>Production Manager</i>	<i>Ethel Davis, CST</i>
<i>Contributors</i>	<i>Susan Wilson, BSN</i> <i>Kerry Chausmer, MPH</i> <i>Meg Lawrence MD</i> <i>Stephanie Posner, MPH</i>

suffocation/choking (14%; Figure). For 5-14 year olds, the second largest proportion of fatalities resulted from drowning (13% or 1.9/100,000). Following motor vehicle crashes, more children under 5 years of age died from suffocation/choking than any other type of preventable injury (23% or 4.5/100,000).

The Louisiana SAFE KIDS Coalition, local chapters and coalitions are actively promoting injury prevention through activities and education. For more injury-specific information and prevention tips, call the Louisiana Safe Kids Coalition at 504-568-2508.

Figure: Unintentional injury deaths of children less than 15 years old



## Immunization Levels Rise in Louisiana

Recent surveys done by the Centers for Disease Control and Prevention (CDC) and by the Louisiana State Office of Public Health show that immunization levels among two-year-old children in Louisiana are improving steadily, but further improvement is still needed.

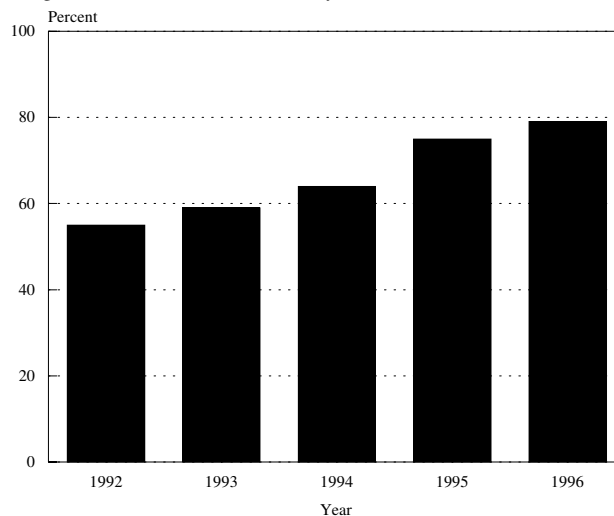
The National Immunization Survey (NIS) is a random digit dialing survey conducted nationwide through the CDC. For January to December, 1995, the NIS found that 77% of two-year-olds in Louisiana identified by the survey were up-to-date on their immunizations. This coincided with a survey done in November of 1995 by the Office of Public Health which reviewed the records of children receiving care in the public health units. That survey showed that 75% of two-year-old children were up-to-date. A follow-up survey of the health units in November of 1996 showed that 79% were up-to-date. All of these surveys are based on the child's having received 4 doses of diphtheria-tetanus-pertussis vaccine, 3 doses of polio vaccine, and 1 dose of measles-mumps-rubella vaccine by the second birthday. Both of these sur-

veys show great improvement from immunization levels in the three previous years (Figure).

Many factors have contributed to the improved vaccination rates since 1992. The statewide Shots for Tots program has helped to publicize the need for parents to bring their children in for routine vaccinations. Outreach clinics in areas with poor immunization rates have helped by targeting high risk groups. The Vaccines for Children Program has provided federally-purchased vaccine to private providers for uninsured and Medicaid-eligible children, in order to decrease the cost of vaccinations. Training for public and private providers concerning true and false contraindications has also increased appropriate immunization at the earliest possible time. Finally, reminder and recall systems have been put into action in many clinics around the state, providing simple reminders to parents when their children are due or overdue for vaccinations. All of these efforts have helped to bring the immunization levels of two-year-old children in Louisiana up to their highest recorded levels.

Despite the steady progress, there is still much work to be done to reach the goal of 90% coverage of two-year-olds in the U.S. This goal was not randomly chosen, but represents the percentage of young children who need to be completely immunized in order to decrease spread of the vaccine preventable diseases in day care and pre-school settings.

Figure: Immunization levels of two-year-olds in Louisiana, 1992-1996



## Revised Reportable Disease List

Effective January 20, 1997, the list of diseases that have been previously declared reportable have been revised. Diseases which may represent chronic or recurrent conditions with uncertain onset dates, diseases for which diagnostic criteria are not well defined, and extremely rare communicable diseases in Louisiana have been eliminated from the reportable list effective January, 1997.

The simplification of the reportable list will allow providers to focus on diseases that are actively tracked epidemiologically and diseases for which we have active prevention programs. Cases are to be reported via the same mechanisms currently being used. If there are any questions, please contact the Epidemiology Section at 504-568-5005 or 1-800-256-2748. The following is the revised list:

Acquired Immune Deficiency Syndrome (AIDS)	Hepatitis, Acute (A, B, C, Other)	Rubella (German measles)
Amebiasis	Hepatitis B carriage in pregnancy	Rubella (congenital syndrome)
Arthropod-borne encephalitis (Specify type)	Herpes (neonatal)	Salmonellosis
Blastomycosis	Human Immunodeficiency Virus (HIV) infection <sup>3</sup>	Shigellosis
Botulism <sup>1</sup>	Legionellosis	Staphylococcus aureus (infection; resistant to methicillin/oxacillin or vancomycin)
Campylobacteriosis	Lyme Disease	Streptococcus pneumoniae (infection; resistant to penicillin)
Chancroid <sup>2</sup>	Lymphogranuloma venereum <sup>2</sup>	Syphilis <sup>2</sup>
Chlamydial infection <sup>2</sup>	Malaria	Tetanus
Cholera <sup>1</sup>	Measles (rubeola) <sup>1</sup>	Tuberculosis <sup>4</sup>
Cryptosporidiosis	Meningitis, other bacterial or fungal	Typhoid fever
Diphtheria	Mumps	Varicella (chickenpox)
Enterococcus (infection; resistant to vancomycin)	Mycobacteriosis, atypical <sup>4</sup>	Vibrio infections (excluding cholera) <sup>1</sup>
Escherichia coli 0157:H7 infection	Neisseria meningitidis infection <sup>1</sup>	
Gonorrhea <sup>2</sup>	Pertussis	
Haemophilus influenzae infection <sup>1</sup>	Rabies (animal & man)	
Hemolytic-Uremic Syndrome	Rocky Mountain Spotted Fever (RMSF)	

<sup>1</sup> Report suspected cases immediately by telephone. In addition, all cases of rare or exotic communicable diseases and all outbreaks shall be reported.

<sup>2</sup> Report on STD-43 form. Report cases of syphilis with active lesions by telephone.

<sup>3</sup> Report on EPI-2430 card. Name and street address are optional but city and ZIP code must be recorded.

<sup>4</sup> Report on CDC 72.5 (f. 5.2431) card.

All reportable diseases and conditions other than the venereal diseases, tuberculosis and those conditions with \*'s should be reported on an EPI-2430 card and forwarded to the local parish health unit or the Epidemiology Section, P.O. Box 60630, New Orleans, LA 70160, Phone: 504-568-5005 or 1-800-256-2748 or FAX: 504-568-5006. All facsimile transmissions are considered as part of the confidential disease case report, and as such, are not subject to disclosure.

### OTHER REPORTABLE CONDITIONS

Cancer	Severe traumatic head injury**
Complications of abortion	Severe undernutrition (severe anemia, failure to thrive)
Congenital hypothyroidism*	Sickle cell disease (newborns) *
Galactosemia*	Spinal cord injury**
Hemophilia*	Sudden infant death syndrome (SIDS)
Lead Poisoning	
Phenylketonuria*	
Reye's Syndrome	

\* Report to the Louisiana Genetic Diseases Program Office by telephone (504) 568-5070 or FAX (504) 568-7722.

\*\* Report on DDP-3 form

## AIDS UPDATE

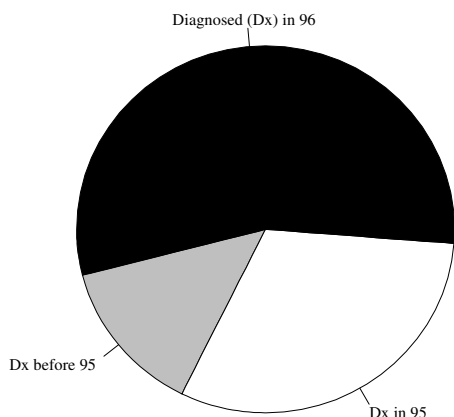
### Epidemiology of AIDS in Baton Rouge

In CDC's recent publication of updated AIDS statistics<sup>1</sup>, the 1996 AIDS rate in the metro Baton Rouge area was listed as 10th highest among major U.S. cities. The published rate (58.5 per 100,000 persons) was more than double the rate for 1995. Because of delays in reporting to CDC, these AIDS rates can be misleading.

Although the numbers of cases printed in the CDC publication are accurate, these numbers represent cases that OPH reported to CDC during the year. Due to expanded surveillance activities in the Baton Rouge area, 45% of the cases reported to CDC during 1996 were actually diagnosed in earlier years (Figure 1). The use of cases diagnosed during the year provides a better indicator for determining the AIDS incidence.

The appropriate estimate of AIDS incidence in 1996 for metro Baton Rouge is 48.1 per 100,000. Nonetheless, attention to AIDS in the Baton Rouge area is warranted

**Figure 1:** Cases of AIDS reported to CDC in 1996, Baton Rouge Metro Area



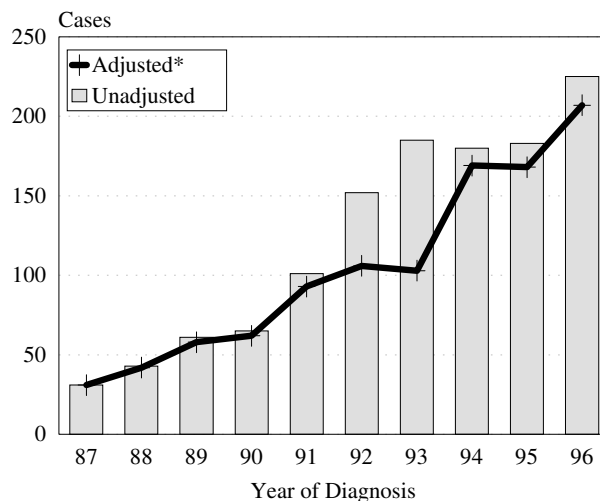
because cases continue to increase steadily (Figure 2) and the incidence rate is rapidly approaching that of metro New Orleans (52.3 per 100,000).

The epidemic in intravenous drug users (IDUs) in the Baton Rouge area has been sharply increasing during recent years, with more new cases related to intravenous drug use than to men who have sex with men (MSM) (Figure 3). Of the new IDU cases, 95% were in African-Americans. The cases with homosexual/bisexual exposure were evenly distributed between African-American and white men (50%). Since 1991, the case rates for African-American men has been disproportionately high, increasing at a faster rate than any other demographic group in the Baton Rouge area.

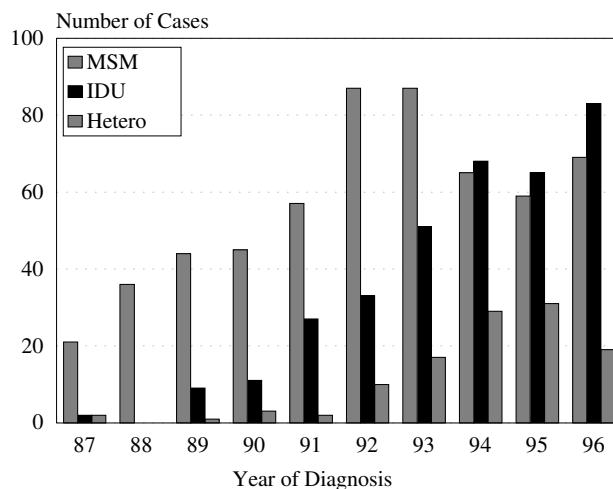
Although the statewide trend is increasing among cases with intravenous drug exposure, Baton Rouge is the only

metro area where intravenous drug use has become the predominant risk factor. Increases in AIDS rates in IDUs will be followed by increases in cases in women, many of whom become infected through sexual transmission from IDUs. An increase in HIV-infected women in turn increases the number of infants who acquire HIV through perinatal transmission. Efforts to prevent community wide transmission of HIV in Baton Rouge (and other areas of Louisiana) should include drug treatment programs and activities which promote clean needle use among IDUs who are not in drug treatment.

**Figure 2:** AIDS incidence cases, Baton Rouge Metro Area



**Figure 3:** Trends in exposure categories, Baton Rouge Metro Area (unadjusted)



Trends are adjusted for reporting delay and the 1993 case definition change.

<sup>1</sup> Centers for Disease Control and Prevention. HIV/AIDS Surveillance Report, 1996; 8 (no. 2): p.8

LOUISIANA COMMUNICABLE DISEASE SURVEILLANCE  
March - April, 1997  
PROVISIONAL DATA

Table 1. Disease Incidence by Region and Time Period  
HEALTH REGION

DISEASE	HEALTH REGION									TIME PERIOD					
	1	2	3	4	5	6	7	8	9	Mar-Apr 1997	Mar-Apr 1996	Cum 1997	Cum 1996	% Chg	
<b>Vaccine-preventable</b>															
Measles	0	0	0	0	0	0	0	0	0	0	0	0	0	-	
Mumps	1	1	0	0	0	0	0	0	2	4	2	7	9	-22	
Rubella	0	0	0	0	0	0	0	0	0	0	1	0	1	-	
Pertussis	4	0	1	0	0	0	0	0	0	5	1	7	3	+133	
<b>Sexually-transmitted</b>															
AIDS	Cases Rate <sup>1</sup>	41 3.8	10 1.8	1 0.3	4 0.8	5 1.9	2 0.6	6 1.2	3 0.9	3 0.9	75 1.7	203 4.7	203 4.7	445 10.3	-54
Gonorrhea	Cases Rate <sup>1</sup>	506 48.7	134 23.6	106 28.1	137 26.6	65 24.3	48 15.7	204 40.3	130 37.0	45 11.7	1375 32.6	1383 32.8	2571 60.9	3249 77.0	-21
Syphilis(P&S)	Cases Rate <sup>1</sup>	13 1.3	8 1.4	3 0.8	7 1.4	0 0.0	1 0.3	6 1.2	4 1.1	1 0.3	43 1.0	119 2.8	135 3.2	229 5.4	-41
<b>Enteric</b>															
Campylobacter		8	5	0	1	0	0	0	1	2	18	12	29	31	-6
Hepatitis A	Cases Rate <sup>1</sup>	1 0.1	0 -	0 -	3 0.6	1 0.4	0 -	7 1.4	18 5.1	1 0.3	31 0.7	30 0.7	74 1.7	51 1.2	+45
Salmonella	Cases Rate <sup>1</sup>	10 1.0	5 0.9	5 1.3	7 1.4	0 -	2 0.7	2 0.4	4 1.1	8 2.1	43 1.0	32 0.7	75 1.7	54 1.3	+39
Shigella	Cases Rate <sup>1</sup>	6 0.6	6 1.1	0 -	0 -	0 -	0 -	2 0.4	2 0.6	1 0.3	17 0.4	69 1.6	36 0.8	154 3.6	-77
Vibrio cholera		0	0	0	0	0	0	0	0	0	0	0	0	0	-
Vibrio, other		1	0	0	0	0	0	0	0	0	1	2	2	2	0
<b>Other</b>															
Hepatitis B	Cases Rate <sup>1</sup>	6 0.6	1 0.2	2 0.5	0 -	0 -	0 -	2 0.4	2 0.6	1 0.3	14 0.3	29 0.6	43 1.0	44 1.0	-2
Meningitis/Bacteremia <i>H. influenzae</i>		1	0	0	0	0	0	0	0	0	1	0	2	1	+100
<i>N. meningitidis</i>		5	2	1	0	0	0	1	1	1	11	15	27	33	-18

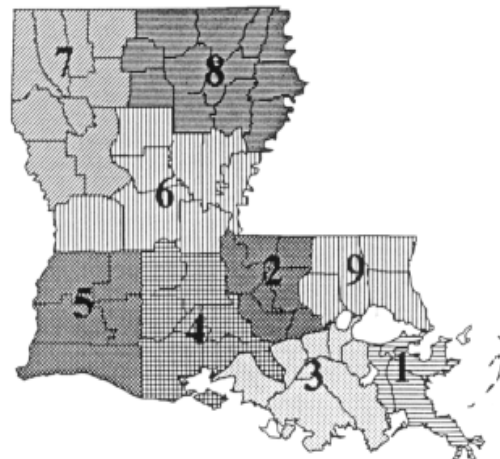
<sup>1</sup> = Cases per 100,000

Table 2. Diseases of Low Frequency

Disease	Total to Date
Blastomycosis	0
Brucellosis	0
Histoplasmosis	1
Lead Toxicity	3
Typhoid	0
Rocky Mountain Spotted Fever	0
Legionellosis	1
Lyme Disease	1
Malaria	4
Tetanus	0

Table 3. Animal Rabies (March-April, 1997)

Parish	No. Cases	Species
Lafayette	1	Bat

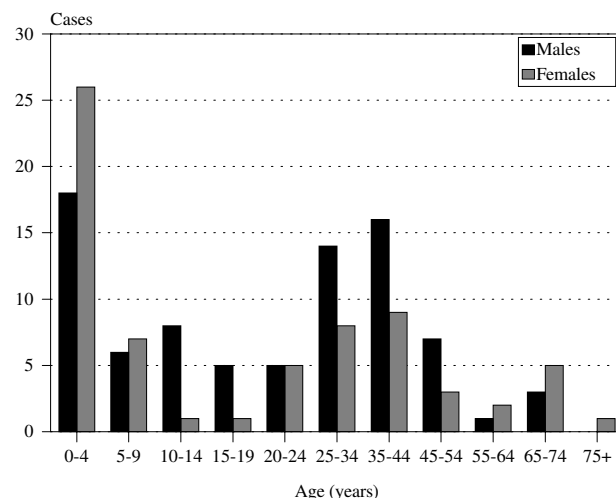


## Annual Summary

### Campylobacteriosis - 1996

For 1996, one hundred sixty-one cases of campylobacteriosis were reported to the Epidemiology Section. The overall state case rate is 3.7 per 100,000. Distribution by age, race and sex follow similar patterns from previous years. Case rates were highest in children less than ten years of age and adults between 25 - 45 years of age (Figure 1). Sex-specific rates were higher for males than females (4.2 vs 3.2 per 100,000) and race-specific rates (per 100,000) were higher for whites than non-whites (2.1 vs 1.7). Outbreaks associated with campylobacter are infrequent and usually have a marked bimodal distribution, with peaks in May and October, and the low point in summer. In contrast, sporadic cases peak in the summer, which is consistently demonstrated as so over the last three years (Figure 2). Parishes reporting the highest case rate per 100,000 include: Terrebonne (11), Red River (10), and Washington (7).

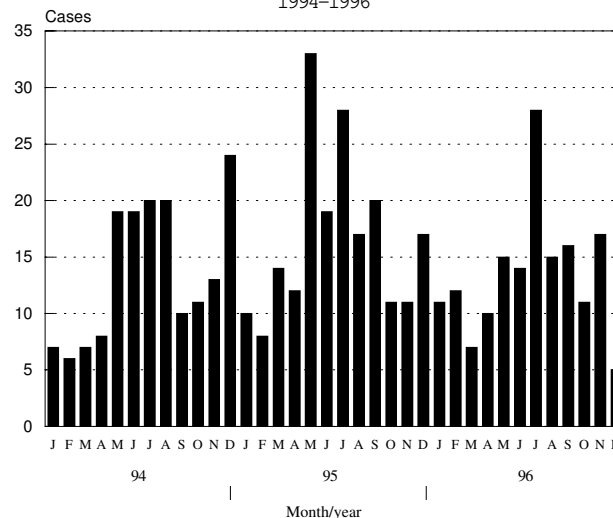
**Figure 1:** Cases of campylobacteriosis by age and sex, 1996



#### Comment:

Campylobacter is recognized as one of the most common causes of bacterial gastroenteritis in humans in the U.S. The incubation period ranges from 1 to 10 days, generally within 2 - 5 days. Most campylobacter infections occur as sporadic cases, e.g., individual cases that are not associated with a recognized outbreak and usually peak in summer. This seasonality difference suggests that the epidemiologic characteristics of these cases are different than the epidemiology of outbreak-associated cases. Mishandled poultry is the food believed to be most commonly associated with sporadic, individual cases of campylobacteriosis. Prevention and control rests primarily on safe food handling practices and thoroughly cooking foods.

**Figure 2:** Cases of campylobacteriosis by month of onset, 1994-1996



#### Louisiana Fact

The system of offering free vaccinations and conducting school audits for immunization status dates back to the 1800's in Louisiana with some similar problems encountered. The following is an excerpt from the 1875 Annual Report of the Board of Health. "The system of free vaccinations on Saturdays, has not been productive of much good during the year, owing to an existing disinclination to come on Saturdays, and to a somewhat general prejudice against vaccination or indifference to danger among the people. Whenever this disease (smallpox) shows a tendency to spread from an infected house the neighbors will then consent to be vaccinated, or will come themselves to the office, but seldom otherwise. During the months of November and December the public schools were visited in order to examine and vaccinate those pupils having no certificate of vaccination, or showing no good pock-mark of protection from small-pox, according to the custom of the inspectors in their respective districts, during the fall of the year. The children generally are generally well protected, but have been admitted into the different public schools without a certificate of vaccination, thus endangering to some extent the health of those not so well protected. This is a matter deserving of the attention of the Board of Health. Something more than a mere inspection and report afterward by an inspector is needed. The re-vaccinations in these schools are a source of annoyance and trouble, because it is so difficult a matter to meet again the same scholars on subsequent visits, for the reason they frequently leave the school either permanently or temporarily, and are absent sometimes for several days at a time."

## LIST OF REPORTABLE DISEASES/CONDITIONS

REPORTABLE DISEASES	OTHER REPORTABLE CONDITIONS
Acquired Immune Deficiency Syndrome (AIDS)	Cancer
Amebiasis	Complications of abortion
Arthropod-borne encephalitis (Specify type)	Congenital hypothyroidism*
Blastomycosis	Galactosemia*
Botulism <sup>1</sup>	Hemophilia*
Campylobacteriosis	Lead Poisoning
Chancroid <sup>2</sup>	Phenylketonuria*
Chlamydial infection <sup>2</sup>	Reye' Syndrome
Cholera <sup>1</sup>	Severe traumatic head injury**
Cryptosporidiosis	Severe undernutrition (severe anemia, failure to thrive)
Diphtheria	Sickle cell disease (newborns) *
Enterococcus (infection; resistant to vancomycin)	Spinal cord injury**
Escherichia coli 0157:H7 infection	Sudden infant death syndrome (SIDS)
Gonorrhea <sup>2</sup>	
Haemophilus influenzae infection <sup>1</sup>	
Hemolytic-Uremic Syndrome	
Hepatitis, Acute (A, B, C, Other)	
Hepatitis B carriage in pregnancy	
Herpes (neonatal)	
Human Immunodeficiency Virus (HIV) infection <sup>3</sup>	
Legionellosis	
Lyme Disease	
Lymphogranuloma venereum <sup>2</sup>	
Malaria	
Measles (rubeola) <sup>1</sup>	
Meningitis, other bacterial or fungal	
Mumps	
Mycobacteriosis, atypical <sup>4</sup>	
Neisseria meningitidis infection <sup>1</sup>	
Pertussis	
Rabies (animal & man)	
Rocky Mountain Spotted Fever (RMSF)	
Rubella (German measles)	
Rubella (congenital syndrome)	
Salmonellosis	
Shigellosis	
Staphylococcus aureus (infection; resistant to methicillin/oxacillin or vancomycin)	
Streptococcus pneumoniae (infection; resistant to penicillin)	
Syphilis <sup>2</sup>	
Tetanus	
Tuberculosis <sup>4</sup>	
Typhoid fever	
Varicella (chickenpox)	
Vibrio infections (excluding cholera) <sup>1</sup>	

<sup>1</sup> Report suspected cases immediately by telephone. In addition, all cases of rare or exotic communicable diseases and all outbreaks shall be reported.

<sup>2</sup> Report on STD-43 form. Report cases of syphilis with active lesions by telephone.

<sup>3</sup> Report on EPI-2430 card. Name and street address are optional but city and ZIP code must be recorded.

<sup>4</sup> Report on CDC 72.5 (f. 5.2431) card.

\*Report to the Louisiana Genetic Diseases Program Office by telephone (504) 568-5070 or FAX (504) 568-7722.

\*\* Report on DDP-3 form

### Numbers for reporting communicable diseases

**1-800-256-2748**

**Local # 568-5005**

**FAX # 504-568-5006**

this public health document was published at a total cost of . Seven thousand copies of this public document were published in this first printing at a cost of . The total cost of all printings of this document, including reprints is . This document was published by to inform physicians, hospitals, and the public of current Louisiana morbidity status under authority of R.S. 40:36. This material was printed in accordance with the standards for printing for state agencies established pursuant to R.S. 43:31. Printing of this material was purchased in accordance with the provisions of Title 43 of Louisiana Revised Statutes.

**DEPARTMENT OF HEALTH AND HOSPITALS  
OFFICE OF PUBLIC HEALTH  
P.O. BOX 60630 NEW ORLEANS LA 70160**

**BULK RATE  
U.S. POSTAGE  
PAID  
Baton Rouge, LA  
Permit No. 1032**