

S.C. Dept. of Education
Data Verification Form


Number of students, ages 12-17 years, meeting the definition of **Habitual Truant:**
 failed to comply with the intervention plan and accumulate two or more additional unlawful absences.

Quarterly Data Collection: 180 , School Year: 2010 - 2011

District: 0160 Abbeville 60

PAGE 2 OF TRUANCY REPORTS

Grades:	1	2	3	4	5	6	7	8	9	10	11	12	Total
African-American													
Male:	0	0	0	0	0	0	0	0	0	0	0	0	0
Female:	0	0	0	0	0	0	0	0	0	0	0	0	0
Hispanic													
Male:	0	0	0	0	0	0	0	0	0	0	0	0	0
Female:	0	0	0	0	0	0	0	0	0	0	0	0	0
White													
Male:	0	0	0	0	0	0	0	0	0	0	0	0	0
Female:	0	0	0	0	0	0	0	0	0	0	0	0	0
Other													
Male:	0	0	0	0	0	0	0	0	0	0	0	0	0
Female:	0	0	0	0	0	0	0	0	0	0	0	0	0
Totals	0	0	0	0	0	0	0	0	0	0	0	0	0
ADM By Grade	0.00	0.00	0.00	0.00	0.00	0.00	0.00	0.00	0.00	0.00	0.00	0.00	0.00
% of ADM By Grade	0%	0%	0%	0%	0%	0%	0%	0%	0%	0%	0%	0%	0%



S.C. Dept. of Education
Data Verification Form


Number of students, ages 12-17 years, meeting the definition of **Habitual Truant:**
 failed to comply with the intervention plan and accumulate two or more additional unlawful absences.

Quarterly Data Collection: 180 , School Year: 2010 - 2011

District: 0201 Aiken 01

PAGE 2 OF TRUANCY REPORTS

Grades:	1	2	3	4	5	6	7	8	9	10	11	12	Total
African-American													
Male:	0	0	0	0	0	2	3	5	9	9	2	0	30
Female:	0	0	0	0	0	2	5	4	11	3	2	0	27
Hispanic													
Male:	0	0	0	0	0	1	2	4	3	3	1	0	14
Female:	0	0	0	0	0	0	1	1	1	2	0	0	5
White													
Male:	0	0	0	0	0	4	10	12	25	11	2	0	64
Female:	0	0	0	0	0	2	5	5	16	2	3	0	33
Other													
Male:	0	0	0	0	0	1	0	0	1	0	0	0	2
Female:	0	0	0	0	0	0	1	0	3	0	0	0	4
Totals	0	0	0	0	0	12	27	31	69	30	10	0	179
ADM By Grade	0.00	0.00	0.00	0.00	0.00	1,826.57	1,823.40	1,829.74	2,067.95	1,791.22	1,635.94	0.00	21,815.93
% of ADM By Grade	0%	0%	0%	0%	0%	<1%	1%	2%	3%	2%	<1%	0%	<1%



S.C. Dept. of Education
Data Verification Form


Number of students, ages 12-17 years, meeting the definition of **Habitual Truant:**
 failed to comply with the intervention plan and accumulate two or more additional unlawful absences.

Quarterly Data Collection: 180 , School Year: 2010 - 2011

District: 0301 Allendale 01

PAGE 2 OF TRUANCY REPORTS

Grades:	1	2	3	4	5	6	7	8	9	10	11	12	Total
African-American													
Male:	0	0	0	0	0	1	2	2	2	1	0	0	8
Female:	0	0	0	0	0	1	2	5	1	0	0	0	9
Hispanic													
Male:	0	0	0	0	0	0	0	1	0	0	0	0	1
Female:	0	0	0	0	0	0	0	0	0	0	0	0	0
White													
Male:	0	0	0	0	0	0	0	0	2	0	0	0	2
Female:	0	0	0	0	0	0	0	0	0	0	0	0	0
Other													
Male:	0	0	0	0	0	0	0	0	0	0	0	0	0
Female:	0	0	0	0	0	0	0	0	0	0	0	0	0
Totals	0	0	0	0	0	2	4	8	5	1	0	0	20
ADM By Grade	0.00	0.00	0.00	0.00	0.00	97.94	91.84	100.13	98.52	109.23	0.00	0.00	1,323.81
% of ADM By Grade	0%	0%	0%	0%	0%	2%	4%	8%	5%	<1%	0%	0%	2%



S.C. Dept. of Education
Data Verification Form


Number of students, ages 12-17 years, meeting the definition of **Habitual Truant:**
 failed to comply with the intervention plan and accumulate two or more additional unlawful absences.

Quarterly Data Collection: 180 , School Year: 2010 - 2011

District: 0401 Anderson 01

PAGE 2 OF TRUANCY REPORTS

Grades:	1	2	3	4	5	6	7	8	9	10	11	12	Total
African-American													
Male:	0	0	0	0	0	0	0	0	0	0	0	0	0
Female:	0	0	0	0	0	0	0	0	0	0	0	0	0
Hispanic													
Male:	0	0	0	0	0	0	0	0	0	0	0	0	0
Female:	0	0	0	0	0	0	0	0	0	0	0	0	0
White													
Male:	0	0	0	0	0	0	0	0	0	0	0	0	0
Female:	0	0	0	0	0	0	0	0	0	0	0	0	0
Other													
Male:	0	0	0	0	0	0	0	0	0	0	0	0	0
Female:	0	0	0	0	0	0	0	0	0	0	0	0	0
Totals	0	0	0	0	0	0	0	0	0	0	0	0	0
ADM By Grade	0.00	0.00	0.00	0.00	0.00	0.00	0.00	0.00	0.00	0.00	0.00	0.00	0.00
% of ADM By Grade	0%	0%	0%	0%	0%	0%	0%	0%	0%	0%	0%	0%	0%



S.C. Dept. of Education
Data Verification Form


Number of students, ages 12-17 years, meeting the definition of **Habitual Truant:**
 failed to comply with the intervention plan and accumulate two or more additional unlawful absences.

Quarterly Data Collection: 180 , School Year: 2010 - 2011

District: 0402 Anderson 02

PAGE 2 OF TRUANCY REPORTS

Grades:	1	2	3	4	5	6	7	8	9	10	11	12	Total
African-American													
Male:	0	0	0	0	0	0	0	0	0	0	0	0	0
Female:	0	0	0	0	0	0	0	0	0	0	0	0	0
Hispanic													
Male:	0	0	0	0	0	0	0	0	0	0	0	0	0
Female:	0	0	0	0	0	0	0	0	0	0	0	0	0
White													
Male:	0	0	0	0	0	0	0	0	0	0	0	0	0
Female:	0	0	0	0	0	0	0	0	0	0	0	0	0
Other													
Male:	0	0	0	0	0	0	0	0	0	0	0	0	0
Female:	0	0	0	0	0	0	0	0	0	0	0	0	0
Totals	0	0	0	0	0	0	0	0	0	0	0	0	0
ADM By Grade	0.00	0.00	0.00	0.00	0.00	0.00	0.00	0.00	0.00	0.00	0.00	0.00	0.00
% of ADM By Grade	0%	0%	0%	0%	0%	0%	0%	0%	0%	0%	0%	0%	0%



S.C. Dept. of Education
Data Verification Form


Number of students, ages 12-17 years, meeting the definition of **Habitual Truant:**
 failed to comply with the intervention plan and accumulate two or more additional unlawful absences.

Quarterly Data Collection: 180 , School Year: 2010 - 2011

District: 0403 Anderson 03

PAGE 2 OF TRUANCY REPORTS

Grades:	1	2	3	4	5	6	7	8	9	10	11	12	Total
African-American													
Male:	0	0	0	0	0	0	0	0	0	0	0	0	0
Female:	0	0	0	0	0	0	0	0	0	0	0	0	0
Hispanic													
Male:	0	0	0	0	0	0	0	0	0	0	0	0	0
Female:	0	0	0	0	0	0	0	0	0	0	0	0	0
White													
Male:	0	0	0	0	0	0	0	1	2	2	0	0	5
Female:	0	0	0	0	0	0	0	2	1	0	0	0	3
Other													
Male:	0	0	0	0	0	0	0	0	0	0	0	0	0
Female:	0	0	0	0	0	0	0	0	0	0	0	0	0
Totals	0	0	0	0	0	0	0	3	3	2	0	0	8
ADM By Grade	0.00	0.00	0.00	0.00	0.00	0.00	0.00	219.06	205.71	169.15	0.00	0.00	2,325.88
% of ADM By Grade	0%	0%	0%	0%	0%	0%	0%	1%	1%	1%	0%	0%	<1%



S.C. Dept. of Education
Data Verification Form


Number of students, ages 12-17 years, meeting the definition of **Habitual Truant:**
 failed to comply with the intervention plan and accumulate two or more additional unlawful absences.

Quarterly Data Collection: 180 , School Year: 2010 - 2011

District: 0404 Anderson 04

PAGE 2 OF TRUANCY REPORTS

Grades:	1	2	3	4	5	6	7	8	9	10	11	12	Total
African-American													
Male:	0	0	0	0	0	0	0	0	0	0	0	0	0
Female:	0	0	0	0	0	0	0	0	0	0	0	0	0
Hispanic													
Male:	0	0	0	0	0	0	0	0	0	0	0	0	0
Female:	0	0	0	0	0	0	0	0	0	0	0	0	0
White													
Male:	0	0	0	0	0	0	0	0	0	0	0	0	0
Female:	0	0	0	0	0	0	0	0	0	0	0	0	0
Other													
Male:	0	0	0	0	0	0	0	0	0	0	0	0	0
Female:	0	0	0	0	0	0	0	0	0	0	0	0	0
Totals	0	0	0	0	0	0	0	0	0	0	0	0	0
ADM By Grade	0.00	0.00	0.00	0.00	0.00	0.00	0.00	0.00	0.00	0.00	0.00	0.00	0.00
% of ADM By Grade	0%	0%	0%	0%	0%	0%	0%	0%	0%	0%	0%	0%	0%




*Number of students, ages 12-17 years, meeting the definition of **Habitual Truant:**
failed to comply with the intervention plan and accumulate two or more additional unlawful absences.*

Quarterly Data Collection: 180 , School Year: 2010 - 2011

District: 0405 Anderson 05

PAGE 2 OF TRUANCY REPORTS

Grades:	1	2	3	4	5	6	7	8	9	10	11	12	Total
African-American													
Male:	0	0	0	0	0	0	2	0	7	2	0	0	11
Female:	0	0	0	0	0	1	0	0	4	0	0	0	5
Hispanic													
Male:	0	0	0	0	0	0	0	0	1	0	0	0	1
Female:	0	0	0	0	0	0	0	0	1	0	0	0	1
White													
Male:	0	0	0	0	0	0	1	3	10	3	0	0	17
Female:	0	0	0	0	0	0	1	2	9	1	0	0	13
Other													
Male:	0	0	0	0	0	0	0	0	1	0	1	0	2
Female:	0	0	0	0	0	0	0	0	1	0	0	0	1
Totals	0	0	0	0	0	1	4	5	34	6	1	0	51
ADM By Grade	0.00	0.00	0.00	0.00	0.00	944.86	953.01	920.17	1,001.92	918.36	774.88	0.00	11,067.25
% of ADM By Grade	0%	0%	0%	0%	0%	<1%	<1%	<1%	3%	<1%	<1%	0%	<1%



S.C. Dept. of Education
Data Verification Form


Number of students, ages 12-17 years, meeting the definition of **Habitual Truant:**
 failed to comply with the intervention plan and accumulate two or more additional unlawful absences.

Quarterly Data Collection: 180 , School Year: 2010 - 2011

District: 0501 Bamberg 01

PAGE 2 OF TRUANCY REPORTS

Grades:	1	2	3	4	5	6	7	8	9	10	11	12	Total
African-American													
Male:	0	0	0	0	0	0	0	0	0	0	0	0	0
Female:	0	0	0	0	0	0	0	0	0	0	0	0	0
Hispanic													
Male:	0	0	0	0	0	0	0	0	0	0	0	0	0
Female:	0	0	0	0	0	0	0	0	0	0	0	0	0
White													
Male:	0	0	0	0	0	0	0	0	0	0	0	0	0
Female:	0	0	0	0	0	0	0	0	0	0	0	0	0
Other													
Male:	0	0	0	0	0	0	0	0	0	0	0	0	0
Female:	0	0	0	0	0	0	0	0	0	0	0	0	0
Totals	0	0	0	0	0	0	0	0	0	0	0	0	0
ADM By Grade	0.00	0.00	0.00	0.00	0.00	0.00	0.00	0.00	0.00	0.00	0.00	0.00	0.00
% of ADM By Grade	0%	0%	0%	0%	0%	0%	0%	0%	0%	0%	0%	0%	0%



S.C. Dept. of Education
Data Verification Form


Number of students, ages 12-17 years, meeting the definition of **Habitual Truant:**
 failed to comply with the intervention plan and accumulate two or more additional unlawful absences.

Quarterly Data Collection: 180 , School Year: 2010 - 2011

District: 0502 Bamberg 02

PAGE 2 OF TRUANCY REPORTS

Grades:	1	2	3	4	5	6	7	8	9	10	11	12	Total
African-American													
Male:	0	0	0	0	0	0	0	0	0	0	0	0	0
Female:	0	0	0	0	0	0	0	0	0	0	0	0	0
Hispanic													
Male:	0	0	0	0	0	0	0	0	0	0	0	0	0
Female:	0	0	0	0	0	0	0	0	0	0	0	0	0
White													
Male:	0	0	0	0	0	0	0	0	0	0	0	0	0
Female:	0	0	0	0	0	0	0	0	0	0	0	0	0
Other													
Male:	0	0	0	0	0	0	0	0	0	0	0	0	0
Female:	0	0	0	0	0	0	0	0	0	0	0	0	0
Totals	0	0	0	0	0	0	0	0	0	0	0	0	0
ADM By Grade	0.00	0.00	0.00	0.00	0.00	0.00	0.00	0.00	0.00	0.00	0.00	0.00	0.00
% of ADM By Grade	0%	0%	0%	0%	0%	0%	0%	0%	0%	0%	0%	0%	0%



S.C. Dept. of Education
Data Verification Form


Number of students, ages 12-17 years, meeting the definition of **Habitual Truant:**
 failed to comply with the intervention plan and accumulate two or more additional unlawful absences.

Quarterly Data Collection: 180 , School Year: 2010 - 2011

District: 0619 Barnwell 19

PAGE 2 OF TRUANCY REPORTS

Grades:	1	2	3	4	5	6	7	8	9	10	11	12	Total
African-American													
Male:	0	0	0	0	0	0	0	0	0	0	0	0	0
Female:	0	0	0	0	0	0	0	0	0	0	0	0	0
Hispanic													
Male:	0	0	0	0	0	0	0	0	0	0	0	0	0
Female:	0	0	0	0	0	0	0	0	0	0	0	0	0
White													
Male:	0	0	0	0	0	0	0	0	0	0	0	0	0
Female:	0	0	0	0	0	0	0	0	0	0	0	0	0
Other													
Male:	0	0	0	0	0	0	0	0	0	0	0	0	0
Female:	0	0	0	0	0	0	0	0	0	0	0	0	0
Totals	0	0	0	0	0	0	0	0	0	0	0	0	0
ADM By Grade	0.00	0.00	0.00	0.00	0.00	0.00	0.00	0.00	0.00	0.00	0.00	0.00	0.00
% of ADM By Grade	0%	0%	0%	0%	0%	0%	0%	0%	0%	0%	0%	0%	0%



S.C. Dept. of Education
Data Verification Form


Number of students, ages 12-17 years, meeting the definition of **Habitual Truant:**
 failed to comply with the intervention plan and accumulate two or more additional unlawful absences.

Quarterly Data Collection: 180 , School Year: 2010 - 2011

District: 0629 Barnwell 29

PAGE 2 OF TRUANCY REPORTS

Grades:	1	2	3	4	5	6	7	8	9	10	11	12	Total
African-American													
Male:	0	0	0	0	0	0	0	0	0	0	0	0	0
Female:	0	0	0	0	0	0	0	0	0	0	0	0	0
Hispanic													
Male:	0	0	0	0	0	0	0	0	0	0	0	0	0
Female:	0	0	0	0	0	0	0	0	0	0	0	0	0
White													
Male:	0	0	0	0	0	0	0	0	0	0	0	0	0
Female:	0	0	0	0	0	0	0	0	0	0	0	0	0
Other													
Male:	0	0	0	0	0	0	0	0	0	0	0	0	0
Female:	0	0	0	0	0	0	0	0	0	0	0	0	0
Totals	0	0	0	0	0	0	0	0	0	0	0	0	0
ADM By Grade	0.00	0.00	0.00	0.00	0.00	0.00	0.00	0.00	0.00	0.00	0.00	0.00	0.00
% of ADM By Grade	0%	0%	0%	0%	0%	0%	0%	0%	0%	0%	0%	0%	0%



S.C. Dept. of Education
Data Verification Form


Number of students, ages 12-17 years, meeting the definition of **Habitual Truant:**
 failed to comply with the intervention plan and accumulate two or more additional unlawful absences.

Quarterly Data Collection: 180 , School Year: 2010 - 2011

District: 0645 Barnwell 45

PAGE 2 OF TRUANCY REPORTS

Grades:	1	2	3	4	5	6	7	8	9	10	11	12	Total
African-American													
Male:	0	0	0	0	0	0	0	0	0	0	0	0	0
Female:	0	0	0	0	0	0	0	0	0	0	0	0	0
Hispanic													
Male:	0	0	0	0	0	0	0	0	0	0	0	0	0
Female:	0	0	0	0	0	0	0	0	0	0	0	0	0
White													
Male:	0	0	0	0	0	0	0	0	0	0	0	0	0
Female:	0	0	0	0	0	0	0	0	0	0	0	0	0
Other													
Male:	0	0	0	0	0	0	0	0	0	0	0	0	0
Female:	0	0	0	0	0	0	0	0	0	0	0	0	0
Totals	0	0	0	0	0	0	0	0	0	0	0	0	0
ADM By Grade	0.00	0.00	0.00	0.00	0.00	0.00	0.00	0.00	0.00	0.00	0.00	0.00	0.00
% of ADM By Grade	0%	0%	0%	0%	0%	0%	0%	0%	0%	0%	0%	0%	0%



S.C. Dept. of Education
Data Verification Form


Number of students, ages 12-17 years, meeting the definition of **Habitual Truant:**
 failed to comply with the intervention plan and accumulate two or more additional unlawful absences.

Quarterly Data Collection: 180 , School Year: 2010 - 2011

District: 0701 Beaufort 01

PAGE 2 OF TRUANCY REPORTS

Grades:	1	2	3	4	5	6	7	8	9	10	11	12	Total
African-American													
Male:	0	0	0	0	0	1	1	3	3	2	1	0	11
Female:	0	0	0	0	0	0	1	0	2	1	2	0	6
Hispanic													
Male:	0	0	0	0	0	0	0	1	0	0	0	0	1
Female:	0	0	0	0	0	0	0	0	0	0	0	0	0
White													
Male:	0	0	0	0	0	0	4	0	1	0	0	0	5
Female:	0	0	0	0	0	0	3	1	1	0	0	0	5
Other													
Male:	0	0	0	0	0	0	0	0	0	0	0	0	0
Female:	0	0	0	0	0	0	0	0	0	0	0	0	0
Totals	0	0	0	0	0	1	9	5	7	3	3	0	28
ADM By Grade	0.00	0.00	0.00	0.00	0.00	1,452.95	1,342.07	1,341.56	1,714.87	1,454.74	1,177.25	0.00	17,289.19
% of ADM By Grade	0%	0%	0%	0%	0%	<1%	<1%	<1%	<1%	<1%	<1%	0%	<1%



S.C. Dept. of Education
Data Verification Form


Number of students, ages 12-17 years, meeting the definition of **Habitual Truant:**
 failed to comply with the intervention plan and accumulate two or more additional unlawful absences.

Quarterly Data Collection: 180 , School Year: 2010 - 2011

District: 0801 Berkeley 01

PAGE 2 OF TRUANCY REPORTS

Grades:	1	2	3	4	5	6	7	8	9	10	11	12	Total
African-American													
Male:	0	0	0	0	0	0	1	1	0	0	1	0	3
Female:	0	0	0	0	0	0	0	1	0	1	1	1	4
Hispanic													
Male:	0	0	0	0	0	0	0	0	1	1	0	0	2
Female:	0	0	0	0	0	0	0	0	1	2	0	0	3
White													
Male:	0	0	0	0	0	0	1	4	4	3	0	0	12
Female:	0	0	0	0	0	0	1	5	5	3	2	0	16
Other													
Male:	0	0	0	0	0	0	0	0	0	0	0	0	0
Female:	0	0	0	0	0	0	0	0	0	0	0	0	0
Totals	0	0	0	0	0	0	3	11	11	10	4	1	40
ADM By Grade	0.00	0.00	0.00	0.00	0.00	0.00	2,070.60	2,123.41	2,035.65	2,145.07	2,206.11	1,773.30	26,036.14
% of ADM By Grade	0%	0%	0%	0%	0%	0%	<1%	<1%	<1%	<1%	<1%	<1%	<1%



S.C. Dept. of Education
Data Verification Form


Number of students, ages 12-17 years, meeting the definition of **Habitual Truant:**
 failed to comply with the intervention plan and accumulate two or more additional unlawful absences.

Quarterly Data Collection: 180 , School Year: 2010 - 2011

District: 0901 Calhoun 01

PAGE 2 OF TRUANCY REPORTS

Grades:	1	2	3	4	5	6	7	8	9	10	11	12	Total
African-American													
Male:	0	0	0	0	0	0	0	0	0	0	0	0	0
Female:	0	0	0	0	0	0	0	0	0	0	0	0	0
Hispanic													
Male:	0	0	0	0	0	0	0	0	0	0	0	0	0
Female:	0	0	0	0	0	0	0	0	0	0	0	0	0
White													
Male:	0	0	0	0	0	0	0	0	0	0	0	0	0
Female:	0	0	0	0	0	0	0	0	0	0	0	0	0
Other													
Male:	0	0	0	0	0	0	0	0	0	0	0	0	0
Female:	0	0	0	0	0	0	0	0	0	0	0	0	0
Totals	0	0	0	0	0	0	0	0	0	0	0	0	0
ADM By Grade	0.00	0.00	0.00	0.00	0.00	0.00	0.00	0.00	0.00	0.00	0.00	0.00	0.00
% of ADM By Grade	0%	0%	0%	0%	0%	0%	0%	0%	0%	0%	0%	0%	0%



S.C. Dept. of Education
Data Verification Form


Number of students, ages 12-17 years, meeting the definition of **Habitual Truant:**
 failed to comply with the intervention plan and accumulate two or more additional unlawful absences.

Quarterly Data Collection: 180 , School Year: 2010 - 2011

District: 1001 Charleston 01

PAGE 2 OF TRUANCY REPORTS

Grades:	1	2	3	4	5	6	7	8	9	10	11	12	Total
African-American													
Male:	0	0	0	0	0	0	1	0	1	0	0	0	2
Female:	0	0	0	0	0	0	1	0	0	1	0	0	2
Hispanic													
Male:	0	0	0	0	0	0	0	0	0	0	0	0	0
Female:	0	0	0	0	0	0	0	0	0	0	0	0	0
White													
Male:	0	0	0	0	0	0	0	0	0	0	0	0	0
Female:	0	0	0	0	0	0	0	0	0	0	1	0	1
Other													
Male:	0	0	0	0	0	0	0	0	0	0	0	0	0
Female:	0	0	0	0	0	0	0	0	0	0	0	0	0
Totals	0	0	0	0	0	0	2	0	1	1	1	0	5
ADM By Grade	0.00	0.00	0.00	0.00	0.00	0.00	3,083.98	0.00	3,414.88	2,949.05	2,619.32	0.00	38,099.52
% of ADM By Grade	0%	0%	0%	0%	0%	0%	<1%	0%	<1%	<1%	<1%	0%	<1%



S.C. Dept. of Education
Data Verification Form


Number of students, ages 12-17 years, meeting the definition of **Habitual Truant:**
 failed to comply with the intervention plan and accumulate two or more additional unlawful absences.

Quarterly Data Collection: 180 , School Year: 2010 - 2011

District: 1101 Cherokee 01

PAGE 2 OF TRUANCY REPORTS

Grades:	1	2	3	4	5	6	7	8	9	10	11	12	Total
African-American													
Male:	0	0	0	0	0	0	0	0	0	0	0	0	0
Female:	0	0	0	0	0	0	0	0	0	0	0	0	0
Hispanic													
Male:	0	0	0	0	0	0	0	0	0	0	0	0	0
Female:	0	0	0	0	0	0	0	0	0	0	0	0	0
White													
Male:	0	0	0	0	0	0	0	1	0	0	0	0	1
Female:	0	0	0	0	0	0	0	0	0	0	0	0	0
Other													
Male:	0	0	0	0	0	0	0	0	0	0	0	0	0
Female:	0	0	0	0	0	0	0	0	0	0	0	0	0
Totals	0	0	0	0	0	0	0	1	0	0	0	0	1
ADM By Grade	0.00	0.00	0.00	0.00	0.00	0.00	0.00	672.24	0.00	0.00	0.00	0.00	8,027.65
% of ADM By Grade	0%	0%	0%	0%	0%	0%	0%	<1%	0%	0%	0%	0%	<1%



S.C. Dept. of Education
Data Verification Form


Number of students, ages 12-17 years, meeting the definition of **Habitual Truant:**
 failed to comply with the intervention plan and accumulate two or more additional unlawful absences.

Quarterly Data Collection: 180 , School Year: 2010 - 2011

District: 1201 Chester 01

PAGE 2 OF TRUANCY REPORTS

Grades:	1	2	3	4	5	6	7	8	9	10	11	12	Total
African-American													
Male:	0	0	0	0	0	2	0	5	1	0	0	0	8
Female:	0	0	0	0	0	3	3	5	0	0	0	0	11
Hispanic													
Male:	0	0	0	0	0	0	0	0	0	0	0	0	0
Female:	0	0	0	0	0	0	0	0	0	0	0	0	0
White													
Male:	0	0	0	0	0	3	5	5	1	0	0	0	14
Female:	0	0	0	0	0	1	5	2	1	0	0	0	9
Other													
Male:	0	0	0	0	0	0	0	0	0	0	0	0	0
Female:	0	0	0	0	0	0	1	0	0	0	0	0	1
Totals	0	0	0	0	0	9	14	17	3	0	0	0	43
ADM By Grade	0.00	0.00	0.00	0.00	0.00	395.11	398.22	442.33	546.57	0.00	0.00	0.00	4,900.79
% of ADM By Grade	0%	0%	0%	0%	0%	2%	4%	4%	<1%	0%	0%	0%	<1%



S.C. Dept. of Education
Data Verification Form


Number of students, ages 12-17 years, meeting the definition of **Habitual Truant:**
 failed to comply with the intervention plan and accumulate two or more additional unlawful absences.

Quarterly Data Collection: 180 , School Year: 2010 - 2011

District: 1301 Chesterfield 01

PAGE 2 OF TRUANCY REPORTS

Grades:	1	2	3	4	5	6	7	8	9	10	11	12	Total
African-American													
Male:	0	0	0	0	0	0	0	0	0	0	0	0	0
Female:	0	0	0	0	0	0	1	0	0	0	0	0	1
Hispanic													
Male:	0	0	0	0	0	0	0	0	0	0	0	0	0
Female:	0	0	0	0	0	0	0	0	0	0	0	0	0
White													
Male:	0	0	0	0	0	0	0	0	0	1	0	0	1
Female:	0	0	0	0	0	0	0	0	0	0	0	0	0
Other													
Male:	0	0	0	0	0	0	0	0	0	0	0	0	0
Female:	0	0	0	0	0	0	0	0	0	0	0	0	0
Totals	0	0	0	0	0	0	1	0	0	1	0	0	2
ADM By Grade	0.00	0.00	0.00	0.00	0.00	0.00	572.23	0.00	0.00	586.55	0.00	0.00	6,896.03
% of ADM By Grade	0%	0%	0%	0%	0%	0%	<1%	0%	0%	<1%	0%	0%	<1%



S.C. Dept. of Education
Data Verification Form


Number of students, ages 12-17 years, meeting the definition of **Habitual Truant:**
 failed to comply with the intervention plan and accumulate two or more additional unlawful absences.

Quarterly Data Collection: 180 , School Year: 2010 - 2011

District: 1401 Clarendon 01

PAGE 2 OF TRUANCY REPORTS

Grades:	1	2	3	4	5	6	7	8	9	10	11	12	Total
African-American													
Male:	0	0	0	0	0	0	0	0	0	0	0	0	0
Female:	0	0	0	0	0	0	0	0	0	0	0	0	0
Hispanic													
Male:	0	0	0	0	0	0	0	0	0	0	0	0	0
Female:	0	0	0	0	0	0	0	0	0	0	0	0	0
White													
Male:	0	0	0	0	0	0	0	0	0	0	0	0	0
Female:	0	0	0	0	0	0	0	0	0	0	0	0	0
Other													
Male:	0	0	0	0	0	0	0	0	0	0	0	0	0
Female:	0	0	0	0	0	0	0	0	0	0	0	0	0
Totals	0	0	0	0	0	0	0	0	0	0	0	0	0
ADM By Grade	0.00	0.00	0.00	0.00	0.00	0.00	0.00	0.00	0.00	0.00	0.00	0.00	0.00
% of ADM By Grade	0%	0%	0%	0%	0%	0%	0%	0%	0%	0%	0%	0%	0%



S.C. Dept. of Education
Data Verification Form


Number of students, ages 12-17 years, meeting the definition of **Habitual Truant:**
 failed to comply with the intervention plan and accumulate two or more additional unlawful absences.

Quarterly Data Collection: 180 , School Year: 2010 - 2011

District: 1402 Clarendon 02

PAGE 2 OF TRUANCY REPORTS

Grades:	1	2	3	4	5	6	7	8	9	10	11	12	Total
African-American													
Male:	0	0	0	0	0	2	0	0	0	1	0	0	3
Female:	0	0	0	0	0	1	0	0	0	0	0	0	1
Hispanic													
Male:	0	0	0	0	0	0	0	0	0	0	0	0	0
Female:	0	0	0	0	0	0	0	0	0	0	0	0	0
White													
Male:	0	0	0	0	0	0	0	0	1	0	0	0	1
Female:	0	0	0	0	0	0	0	0	3	1	0	0	4
Other													
Male:	0	0	0	0	0	0	0	0	0	0	0	0	0
Female:	0	0	0	0	0	1	0	0	0	0	0	0	1
Totals	0	0	0	0	0	4	0	0	4	2	0	0	10
ADM By Grade	0.00	0.00	0.00	0.00	0.00	224.23	0.00	0.00	243.10	265.75	0.00	0.00	2,718.50
% of ADM By Grade	0%	0%	0%	0%	0%	2%	0%	0%	2%	<1%	0%	0%	<1%



S.C. Dept. of Education
Data Verification Form


Number of students, ages 12-17 years, meeting the definition of **Habitual Truant:**
 failed to comply with the intervention plan and accumulate two or more additional unlawful absences.

Quarterly Data Collection: 180 , School Year: 2010 - 2011

District: 1403 Clarendon 03

PAGE 2 OF TRUANCY REPORTS

Grades:	1	2	3	4	5	6	7	8	9	10	11	12	Total
African-American													
Male:	0	0	0	0	0	0	0	0	0	0	0	0	0
Female:	0	0	0	0	0	0	0	0	0	0	0	0	0
Hispanic													
Male:	0	0	0	0	0	0	0	0	0	0	0	0	0
Female:	0	0	0	0	0	0	0	0	0	0	0	0	0
White													
Male:	0	0	0	0	0	0	0	0	0	0	0	0	0
Female:	0	0	0	0	0	0	0	0	0	0	0	0	0
Other													
Male:	0	0	0	0	0	0	0	0	0	0	0	0	0
Female:	0	0	0	0	0	0	0	0	0	0	0	0	0
Totals	0	0	0	0	0	0	0	0	0	0	0	0	0
ADM By Grade	0.00	0.00	0.00	0.00	0.00	0.00	0.00	0.00	0.00	0.00	0.00	0.00	0.00
% of ADM By Grade	0%	0%	0%	0%	0%	0%	0%	0%	0%	0%	0%	0%	0%



S.C. Dept. of Education
Data Verification Form


Number of students, ages 12-17 years, meeting the definition of **Habitual Truant:**
 failed to comply with the intervention plan and accumulate two or more additional unlawful absences.

Quarterly Data Collection: 180 , School Year: 2010 - 2011

District: 1501 Colleton 01

PAGE 2 OF TRUANCY REPORTS

Grades:	1	2	3	4	5	6	7	8	9	10	11	12	Total
African-American													
Male:	0	0	0	0	0	0	0	0	0	0	0	0	0
Female:	0	0	0	0	0	0	0	0	0	0	0	0	0
Hispanic													
Male:	0	0	0	0	0	0	0	0	0	0	0	0	0
Female:	0	0	0	0	0	0	0	0	0	0	0	0	0
White													
Male:	0	0	0	0	0	0	0	0	0	0	0	0	0
Female:	0	0	0	0	0	0	0	0	0	0	0	0	0
Other													
Male:	0	0	0	0	0	0	0	0	0	0	0	0	0
Female:	0	0	0	0	0	0	0	0	0	0	0	0	0
Totals	0	0	0	0	0	0	0	0	0	0	0	0	0
ADM By Grade	0.00	0.00	0.00	0.00	0.00	0.00	0.00	0.00	0.00	0.00	0.00	0.00	0.00
% of ADM By Grade	0%	0%	0%	0%	0%	0%	0%	0%	0%	0%	0%	0%	0%



S.C. Dept. of Education
Data Verification Form


Number of students, ages 12-17 years, meeting the definition of **Habitual Truant:**
 failed to comply with the intervention plan and accumulate two or more additional unlawful absences.

Quarterly Data Collection: 180 , School Year: 2010 - 2011

District: 1601 Darlington 01

PAGE 2 OF TRUANCY REPORTS

Grades:	1	2	3	4	5	6	7	8	9	10	11	12	Total
African-American													
Male:	0	0	0	0	0	0	0	1	0	0	0	0	1
Female:	0	0	0	0	0	1	3	0	0	0	0	0	4
Hispanic													
Male:	0	0	0	0	0	0	0	0	0	0	0	0	0
Female:	0	0	0	0	0	0	0	0	0	0	0	0	0
White													
Male:	0	0	0	0	0	1	0	1	0	0	0	0	2
Female:	0	0	0	0	0	0	2	1	0	0	0	0	3
Other													
Male:	0	0	0	0	0	0	0	0	0	0	0	0	0
Female:	0	0	0	0	0	0	0	0	0	0	0	0	0
Totals	0	0	0	0	0	2	5	3	0	0	0	0	10
ADM By Grade	0.00	0.00	0.00	0.00	0.00	865.84	820.68	813.37	0.00	0.00	0.00	0.00	9,621.85
% of ADM By Grade	0%	0%	0%	0%	0%	<1%	<1%	<1%	0%	0%	0%	0%	<1%



S.C. Dept. of Education
Data Verification Form


Number of students, ages 12-17 years, meeting the definition of **Habitual Truant:**
 failed to comply with the intervention plan and accumulate two or more additional unlawful absences.

Quarterly Data Collection: 180 , School Year: 2010 - 2011

District: 1701 Dillon 01

PAGE 2 OF TRUANCY REPORTS

Grades:	1	2	3	4	5	6	7	8	9	10	11	12	Total
African-American													
Male:	0	0	0	0	0	0	0	0	0	0	0	0	0
Female:	0	0	0	0	0	0	0	0	0	0	0	0	0
Hispanic													
Male:	0	0	0	0	0	0	0	0	0	0	0	0	0
Female:	0	0	0	0	0	0	0	0	0	0	0	0	0
White													
Male:	0	0	0	0	0	0	0	0	0	0	0	0	0
Female:	0	0	0	0	0	0	0	0	0	0	0	0	0
Other													
Male:	0	0	0	0	0	0	0	0	0	0	0	0	0
Female:	0	0	0	0	0	0	0	0	0	0	0	0	0
Totals	0	0	0	0	0	0	0	0	0	0	0	0	0
ADM By Grade	0.00	0.00	0.00	0.00	0.00	0.00	0.00	0.00	0.00	0.00	0.00	0.00	0.00
% of ADM By Grade	0%	0%	0%	0%	0%	0%	0%	0%	0%	0%	0%	0%	0%



S.C. Dept. of Education
Data Verification Form


Number of students, ages 12-17 years, meeting the definition of **Habitual Truant:**
 failed to comply with the intervention plan and accumulate two or more additional unlawful absences.

Quarterly Data Collection: 180 , School Year: 2010 - 2011

District: 1702 Dillon 02

PAGE 2 OF TRUANCY REPORTS

Grades:	1	2	3	4	5	6	7	8	9	10	11	12	Total
African-American													
Male:	0	0	0	0	0	0	0	0	0	0	0	0	0
Female:	0	0	0	0	0	0	0	0	0	0	0	0	0
Hispanic													
Male:	0	0	0	0	0	0	0	0	0	0	0	0	0
Female:	0	0	0	0	0	0	0	0	0	0	0	0	0
White													
Male:	0	0	0	0	0	0	0	0	0	0	0	0	0
Female:	0	0	0	0	0	0	0	0	0	0	0	0	0
Other													
Male:	0	0	0	0	0	0	0	0	0	0	0	0	0
Female:	0	0	0	0	0	0	0	0	0	0	0	0	0
Totals	0	0	0	0	0	0	0	0	0	0	0	0	0
ADM By Grade	0.00	0.00	0.00	0.00	0.00	0.00	0.00	0.00	0.00	0.00	0.00	0.00	0.00
% of ADM By Grade	0%	0%	0%	0%	0%	0%	0%	0%	0%	0%	0%	0%	0%



S.C. Dept. of Education
Data Verification Form


Number of students, ages 12-17 years, meeting the definition of **Habitual Truant:**
 failed to comply with the intervention plan and accumulate two or more additional unlawful absences.

Quarterly Data Collection: 180 , School Year: 2010 - 2011

District: 1703 Dillon 03

PAGE 2 OF TRUANCY REPORTS

Grades:	1	2	3	4	5	6	7	8	9	10	11	12	Total
African-American													
Male:	0	0	0	0	0	0	0	0	0	0	0	0	0
Female:	0	0	0	0	0	0	0	0	0	0	0	0	0
Hispanic													
Male:	0	0	0	0	0	0	0	0	0	0	0	0	0
Female:	0	0	0	0	0	0	0	0	0	0	0	0	0
White													
Male:	0	0	0	0	0	0	0	0	0	0	0	0	0
Female:	0	0	0	0	0	0	0	0	0	0	0	0	0
Other													
Male:	0	0	0	0	0	0	0	0	0	0	0	0	0
Female:	0	0	0	0	0	0	0	0	0	0	0	0	0
Totals	0	0	0	0	0	0	0	0	0	0	0	0	0
ADM By Grade	0.00	0.00	0.00	0.00	0.00	0.00	0.00	0.00	0.00	0.00	0.00	0.00	0.00
% of ADM By Grade	0%	0%	0%	0%	0%	0%	0%	0%	0%	0%	0%	0%	0%



S.C. Dept. of Education
Data Verification Form


Number of students, ages 12-17 years, meeting the definition of **Habitual Truant:**
 failed to comply with the intervention plan and accumulate two or more additional unlawful absences.

Quarterly Data Collection: 180 , School Year: 2010 - 2011

District: 1802 Dorchester 02

PAGE 2 OF TRUANCY REPORTS

Grades:	1	2	3	4	5	6	7	8	9	10	11	12	Total
African-American													
Male:	0	0	0	0	0	0	0	0	5	1	0	0	6
Female:	0	0	0	0	0	1	0	0	1	1	0	0	3
Hispanic													
Male:	0	0	0	0	0	0	0	0	0	0	0	0	0
Female:	0	0	0	0	0	0	0	0	0	3	1	0	4
White													
Male:	0	0	0	0	0	0	2	6	2	4	1	0	15
Female:	0	0	0	0	0	0	3	0	3	3	1	0	10
Other													
Male:	0	0	0	0	0	0	0	0	0	1	0	0	1
Female:	0	0	0	0	0	0	0	0	0	1	0	0	1
Totals	0	0	0	0	0	1	5	6	11	14	3	0	40
ADM By Grade	0.00	0.00	0.00	0.00	0.00	1,813.34	1,736.50	1,719.54	1,719.74	1,676.57	1,779.41	0.00	20,616.80
% of ADM By Grade	0%	0%	0%	0%	0%	<1%	<1%	<1%	<1%	<1%	<1%	0%	<1%



S.C. Dept. of Education
Data Verification Form


Number of students, ages 12-17 years, meeting the definition of **Habitual Truant:**
 failed to comply with the intervention plan and accumulate two or more additional unlawful absences.

Quarterly Data Collection: 180 , School Year: 2010 - 2011

District: 1804 Dorchester 04

PAGE 2 OF TRUANCY REPORTS

Grades:	1	2	3	4	5	6	7	8	9	10	11	12	Total
African-American													
Male:	0	0	0	0	0	0	0	0	0	0	0	0	0
Female:	0	0	0	0	0	0	0	0	0	0	0	0	0
Hispanic													
Male:	0	0	0	0	0	0	0	0	0	0	0	0	0
Female:	0	0	0	0	0	0	0	0	0	0	0	0	0
White													
Male:	0	0	0	0	0	0	0	0	0	0	0	0	0
Female:	0	0	0	0	0	0	0	0	0	0	0	0	0
Other													
Male:	0	0	0	0	0	0	0	0	0	0	0	0	0
Female:	0	0	0	0	0	0	0	0	0	0	0	0	0
Totals	0	0	0	0	0	0	0	0	0	0	0	0	0
ADM By Grade	0.00	0.00	0.00	0.00	0.00	0.00	0.00	0.00	0.00	0.00	0.00	0.00	0.00
% of ADM By Grade	0%	0%	0%	0%	0%	0%	0%	0%	0%	0%	0%	0%	0%



S.C. Dept. of Education
Data Verification Form


Number of students, ages 12-17 years, meeting the definition of **Habitual Truant:**
 failed to comply with the intervention plan and accumulate two or more additional unlawful absences.

Quarterly Data Collection: 180 , School Year: 2010 - 2011

District: 1901 Edgefield 01

PAGE 2 OF TRUANCY REPORTS

Grades:	1	2	3	4	5	6	7	8	9	10	11	12	Total
African-American													
Male:	0	0	0	0	0	0	1	0	2	0	0	0	3
Female:	0	0	0	0	0	0	0	0	1	0	0	0	1
Hispanic													
Male:	0	0	0	0	0	0	0	0	0	0	0	0	0
Female:	0	0	0	0	0	0	0	0	0	1	0	0	1
White													
Male:	0	0	0	0	0	0	0	0	0	0	0	0	0
Female:	0	0	0	0	0	0	0	0	1	0	0	0	1
Other													
Male:	0	0	0	0	0	0	0	0	0	0	0	0	0
Female:	0	0	0	0	0	0	0	0	0	0	0	0	0
Totals	0	0	0	0	0	0	1	0	4	1	0	0	6
ADM By Grade	0.00	0.00	0.00	0.00	0.00	0.00	296.35	0.00	338.58	316.69	0.00	0.00	3,496.13
% of ADM By Grade	0%	0%	0%	0%	0%	0%	<1%	0%	1%	<1%	0%	0%	<1%



S.C. Dept. of Education
Data Verification Form


Number of students, ages 12-17 years, meeting the definition of **Habitual Truant:**
 failed to comply with the intervention plan and accumulate two or more additional unlawful absences.

Quarterly Data Collection: 180 , School Year: 2010 - 2011

District: 2001 Fairfield 01

PAGE 2 OF TRUANCY REPORTS

Grades:	1	2	3	4	5	6	7	8	9	10	11	12	Total
African-American													
Male:	0	0	0	0	0	0	0	0	1	0	1	0	2
Female:	0	0	0	0	0	0	0	0	0	0	0	0	0
Hispanic													
Male:	0	0	0	0	0	0	0	0	0	0	0	0	0
Female:	0	0	0	0	0	0	0	0	0	0	0	0	0
White													
Male:	0	0	0	0	0	0	0	0	0	0	0	0	0
Female:	0	0	0	0	0	0	0	0	0	0	1	0	1
Other													
Male:	0	0	0	0	0	0	0	0	0	0	0	0	0
Female:	0	0	0	0	0	0	0	0	0	0	0	0	0
Totals	0	0	0	0	0	0	0	0	1	0	2	0	3
ADM By Grade	0.00	0.00	0.00	0.00	0.00	0.00	0.00	0.00	219.67	0.00	219.75	0.00	2,603.56
% of ADM By Grade	0%	0%	0%	0%	0%	0%	0%	0%	<1%	0%	<1%	0%	<1%



S.C. Dept. of Education
Data Verification Form


Number of students, ages 12-17 years, meeting the definition of **Habitual Truant:**
 failed to comply with the intervention plan and accumulate two or more additional unlawful absences.

Quarterly Data Collection: 180 , School Year: 2010 - 2011

District: 2101 Florence 01

PAGE 2 OF TRUANCY REPORTS

Grades:	1	2	3	4	5	6	7	8	9	10	11	12	Total
African-American													
Male:	0	0	0	0	0	0	0	0	0	0	0	0	0
Female:	0	0	0	0	0	0	0	0	0	0	0	0	0
Hispanic													
Male:	0	0	0	0	0	0	0	0	0	0	0	0	0
Female:	0	0	0	0	0	0	0	0	0	0	0	0	0
White													
Male:	0	0	0	0	0	0	0	0	0	0	0	0	0
Female:	0	0	0	0	0	0	0	0	0	0	0	0	0
Other													
Male:	0	0	0	0	0	0	0	0	0	0	0	0	0
Female:	0	0	0	0	0	0	0	0	0	0	0	0	0
Totals	0	0	0	0	0	0	0	0	0	0	0	0	0
ADM By Grade	0.00	0.00	0.00	0.00	0.00	0.00	0.00	0.00	0.00	0.00	0.00	0.00	0.00
% of ADM By Grade	0%	0%	0%	0%	0%	0%	0%	0%	0%	0%	0%	0%	0%



S.C. Dept. of Education
Data Verification Form


Number of students, ages 12-17 years, meeting the definition of **Habitual Truant:**
 failed to comply with the intervention plan and accumulate two or more additional unlawful absences.

Quarterly Data Collection: 180 , School Year: 2010 - 2011

District: 2102 Florence 02

PAGE 2 OF TRUANCY REPORTS

Grades:	1	2	3	4	5	6	7	8	9	10	11	12	Total
African-American													
Male:	0	0	0	0	0	0	0	0	0	0	0	0	0
Female:	0	0	0	0	0	0	0	0	0	0	0	0	0
Hispanic													
Male:	0	0	0	0	0	0	0	0	0	0	0	0	0
Female:	0	0	0	0	0	0	0	0	0	0	0	0	0
White													
Male:	0	0	0	0	0	0	0	0	0	0	0	0	0
Female:	0	0	0	0	0	0	0	0	0	0	0	0	0
Other													
Male:	0	0	0	0	0	0	0	0	0	0	0	0	0
Female:	0	0	0	0	0	0	0	0	0	0	0	0	0
Totals	0	0	0	0	0	0	0	0	0	0	0	0	0
ADM By Grade	0.00	0.00	0.00	0.00	0.00	0.00	0.00	0.00	0.00	0.00	0.00	0.00	0.00
% of ADM By Grade	0%	0%	0%	0%	0%	0%	0%	0%	0%	0%	0%	0%	0%



S.C. Dept. of Education
Data Verification Form


Number of students, ages 12-17 years, meeting the definition of **Habitual Truant:**
 failed to comply with the intervention plan and accumulate two or more additional unlawful absences.

Quarterly Data Collection: 180 , School Year: 2010 - 2011

District: 2103 Florence 03

PAGE 2 OF TRUANCY REPORTS

Grades:	1	2	3	4	5	6	7	8	9	10	11	12	Total
African-American													
Male:	0	0	0	0	0	0	0	0	0	0	0	0	0
Female:	0	0	0	0	0	0	0	0	0	0	0	0	0
Hispanic													
Male:	0	0	0	0	0	0	0	0	0	0	0	0	0
Female:	0	0	0	0	0	0	0	0	0	0	0	0	0
White													
Male:	0	0	0	0	0	0	0	0	0	0	0	0	0
Female:	0	0	0	0	0	0	0	0	0	0	0	0	0
Other													
Male:	0	0	0	0	0	0	0	0	0	0	0	0	0
Female:	0	0	0	0	0	0	0	0	0	0	0	0	0
Totals	0	0	0	0	0	0	0	0	0	0	0	0	0
ADM By Grade	0.00	0.00	0.00	0.00	0.00	0.00	0.00	0.00	0.00	0.00	0.00	0.00	0.00
% of ADM By Grade	0%	0%	0%	0%	0%	0%	0%	0%	0%	0%	0%	0%	0%



S.C. Dept. of Education
Data Verification Form


Number of students, ages 12-17 years, meeting the definition of **Habitual Truant:**
 failed to comply with the intervention plan and accumulate two or more additional unlawful absences.

Quarterly Data Collection: 180 , School Year: 2010 - 2011

District: 2104 Florence 04

PAGE 2 OF TRUANCY REPORTS

Grades:	1	2	3	4	5	6	7	8	9	10	11	12	Total
African-American													
Male:	0	0	0	0	0	0	0	0	0	0	0	0	0
Female:	0	0	0	0	0	0	0	0	0	0	0	0	0
Hispanic													
Male:	0	0	0	0	0	0	0	0	0	0	0	0	0
Female:	0	0	0	0	0	0	0	0	0	0	0	0	0
White													
Male:	0	0	0	0	0	0	0	0	0	0	0	0	0
Female:	0	0	0	0	0	0	0	0	0	0	0	0	0
Other													
Male:	0	0	0	0	0	0	0	0	0	0	0	0	0
Female:	0	0	0	0	0	0	0	0	0	0	0	0	0
Totals	0	0	0	0	0	0	0	0	0	0	0	0	0
ADM By Grade	0.00	0.00	0.00	0.00	0.00	0.00	0.00	0.00	0.00	0.00	0.00	0.00	0.00
% of ADM By Grade	0%	0%	0%	0%	0%	0%	0%	0%	0%	0%	0%	0%	0%



S.C. Dept. of Education
Data Verification Form


Number of students, ages 12-17 years, meeting the definition of **Habitual Truant:**
 failed to comply with the intervention plan and accumulate two or more additional unlawful absences.

Quarterly Data Collection: 180 , School Year: 2010 - 2011

District: 2105 Florence 05

PAGE 2 OF TRUANCY REPORTS

Grades:	1	2	3	4	5	6	7	8	9	10	11	12	Total
African-American													
Male:	0	0	0	0	0	0	0	0	0	1	0	0	1
Female:	0	0	0	0	0	0	0	0	0	0	0	0	0
Hispanic													
Male:	0	0	0	0	0	0	0	0	0	0	0	0	0
Female:	0	0	0	0	0	0	0	0	0	0	0	0	0
White													
Male:	0	0	0	0	0	0	0	0	1	0	0	0	1
Female:	0	0	0	0	0	0	0	0	0	0	0	0	0
Other													
Male:	0	0	0	0	0	0	0	0	0	0	0	0	0
Female:	0	0	0	0	0	0	0	0	0	0	0	0	0
Totals	0	0	0	0	0	0	0	0	1	1	0	0	2
ADM By Grade	0.00	0.00	0.00	0.00	0.00	0.00	0.00	0.00	112.11	133.01	0.00	0.00	1,299.57
% of ADM By Grade	0%	0%	0%	0%	0%	0%	0%	0%	<1%	<1%	0%	0%	<1%



S.C. Dept. of Education
Data Verification Form


Number of students, ages 12-17 years, meeting the definition of **Habitual Truant:**
 failed to comply with the intervention plan and accumulate two or more additional unlawful absences.

Quarterly Data Collection: 180 , School Year: 2010 - 2011

District: 2201 Georgetown 01

PAGE 2 OF TRUANCY REPORTS

Grades:	1	2	3	4	5	6	7	8	9	10	11	12	Total
African-American													
Male:	0	0	0	0	0	0	0	0	0	0	0	0	0
Female:	0	0	0	0	0	0	0	0	0	0	0	0	0
Hispanic													
Male:	0	0	0	0	0	0	0	0	0	0	0	0	0
Female:	0	0	0	0	0	0	0	0	0	0	0	0	0
White													
Male:	0	0	0	0	0	0	0	0	0	0	0	0	0
Female:	0	0	0	0	0	0	0	0	0	0	0	0	0
Other													
Male:	0	0	0	0	0	0	0	0	0	0	0	0	0
Female:	0	0	0	0	0	0	0	0	0	0	0	0	0
Totals	0	0	0	0	0	0	0	0	0	0	0	0	0
ADM By Grade	0.00	0.00	0.00	0.00	0.00	0.00	0.00	0.00	0.00	0.00	0.00	0.00	0.00
% of ADM By Grade	0%	0%	0%	0%	0%	0%	0%	0%	0%	0%	0%	0%	0%



S.C. Dept. of Education
Data Verification Form


Number of students, ages 12-17 years, meeting the definition of **Habitual Truant:**
 failed to comply with the intervention plan and accumulate two or more additional unlawful absenses.

Quarterly Data Collection: 180 , School Year: 2010 - 2011

District: 2301 Greenville 01

PAGE 2 OF TRUANCY REPORTS

Grades:	1	2	3	4	5	6	7	8	9	10	11	12	Total
African-American													
Male:	0	0	0	0	0	1	0	0	1	0	0	0	2
Female:	0	0	0	0	0	0	0	1	0	0	0	0	1
Hispanic													
Male:	0	0	0	0	0	0	0	0	0	0	0	0	0
Female:	0	0	0	0	0	0	0	0	0	1	0	0	1
White													
Male:	0	0	0	0	0	1	2	2	2	0	0	0	7
Female:	0	0	0	0	0	0	1	0	5	2	0	0	8
Other													
Male:	0	0	0	0	0	0	0	0	0	0	0	0	0
Female:	0	0	0	0	0	0	0	0	0	0	0	0	0
Totals	0	0	0	0	0	2	3	3	8	3	0	0	19
ADM By Grade	0.00	0.00	0.00	0.00	0.00	5,494.41	5,447.90	5,174.38	6,088.90	5,456.48	0.00	0.00	64,469.27
% of ADM By Grade	0%	0%	0%	0%	0%	<1%	<1%	<1%	<1%	<1%	0%	0%	<1%




Number of students, ages 12-17 years, meeting the definition of **Habitual Truant:**
failed to comply with the intervention plan and accumulate two or more additional unlawful absences.

Quarterly Data Collection: 180 , School Year: 2010 - 2011

District: 2450 Greenwood 50

PAGE 2 OF TRUANCY REPORTS

Grades:	1	2	3	4	5	6	7	8	9	10	11	12	Total
African-American													
Male:	0	0	0	0	0	0	0	1	0	0	0	0	1
Female:	0	0	0	0	0	0	1	3	1	0	0	0	5
Hispanic													
Male:	0	0	0	0	0	1	0	1	0	0	0	0	2
Female:	0	0	0	0	0	0	0	0	0	0	0	0	0
White													
Male:	0	0	0	0	0	0	1	3	1	0	0	0	5
Female:	0	0	0	0	0	0	1	1	3	0	0	0	5
Other													
Male:	0	0	0	0	0	0	0	0	0	0	0	0	0
Female:	0	0	0	0	0	0	0	0	0	0	0	0	0
Totals	0	0	0	0	0	1	3	9	5	0	0	0	18
ADM By Grade	0.00	0.00	0.00	0.00	0.00	693.91	715.74	708.72	747.11	0.00	0.00	0.00	8,018.81
% of ADM By Grade	0%	0%	0%	0%	0%	<1%	<1%	1%	<1%	0%	0%	0%	<1%



S.C. Dept. of Education
Data Verification Form


Number of students, ages 12-17 years, meeting the definition of **Habitual Truant:**
 failed to comply with the intervention plan and accumulate two or more additional unlawful absences.

Quarterly Data Collection: 180 , School Year: 2010 - 2011

District: 2451 Greenwood 51

PAGE 2 OF TRUANCY REPORTS

Grades:	1	2	3	4	5	6	7	8	9	10	11	12	Total
African-American													
Male:	0	0	0	0	0	0	0	0	0	0	0	0	0
Female:	0	0	0	0	0	0	0	0	0	0	0	0	0
Hispanic													
Male:	0	0	0	0	0	0	0	0	0	0	0	0	0
Female:	0	0	0	0	0	0	0	0	0	0	0	0	0
White													
Male:	0	0	0	0	0	0	0	1	0	0	0	0	1
Female:	0	0	0	0	0	0	0	0	1	0	0	0	1
Other													
Male:	0	0	0	0	0	0	0	0	0	0	0	0	0
Female:	0	0	0	0	0	0	0	0	0	0	0	0	0
Totals	0	0	0	0	0	0	0	1	1	0	0	0	2
ADM By Grade	0.00	0.00	0.00	0.00	0.00	0.00	0.00	85.16	96.35	0.00	0.00	0.00	913.18
% of ADM By Grade	0%	0%	0%	0%	0%	0%	0%	1%	1%	0%	0%	0%	<1%



S.C. Dept. of Education
Data Verification Form


Number of students, ages 12-17 years, meeting the definition of **Habitual Truant:**
 failed to comply with the intervention plan and accumulate two or more additional unlawful absences.

Quarterly Data Collection: 180 , School Year: 2010 - 2011

District: 2452 Greenwood 52

PAGE 2 OF TRUANCY REPORTS

Grades:	1	2	3	4	5	6	7	8	9	10	11	12	Total
African-American													
Male:	0	0	0	0	0	0	0	0	0	0	0	0	0
Female:	0	0	0	0	0	0	0	0	0	0	0	0	0
Hispanic													
Male:	0	0	0	0	0	0	0	0	0	0	0	0	0
Female:	0	0	0	0	0	0	0	0	0	0	0	0	0
White													
Male:	0	0	0	0	0	0	0	0	0	0	0	0	0
Female:	0	0	0	0	0	0	0	0	0	0	0	0	0
Other													
Male:	0	0	0	0	0	0	0	0	0	0	0	0	0
Female:	0	0	0	0	0	0	0	0	0	0	0	0	0
Totals	0	0	0	0	0	0	0	0	0	0	0	0	0
ADM By Grade	0.00	0.00	0.00	0.00	0.00	0.00	0.00	0.00	0.00	0.00	0.00	0.00	0.00
% of ADM By Grade	0%	0%	0%	0%	0%	0%	0%	0%	0%	0%	0%	0%	0%



S.C. Dept. of Education
Data Verification Form


Number of students, ages 12-17 years, meeting the definition of **Habitual Truant:**
 failed to comply with the intervention plan and accumulate two or more additional unlawful absences.

Quarterly Data Collection: 180 , School Year: 2010 - 2011

District: 2501 Hampton 01

PAGE 2 OF TRUANCY REPORTS

Grades:	1	2	3	4	5	6	7	8	9	10	11	12	Total
African-American													
Male:	0	0	0	0	0	0	0	0	0	0	0	0	0
Female:	0	0	0	0	0	0	0	0	0	0	0	0	0
Hispanic													
Male:	0	0	0	0	0	0	0	0	0	0	0	0	0
Female:	0	0	0	0	0	0	0	0	0	0	0	0	0
White													
Male:	0	0	0	0	0	0	0	0	0	0	0	0	0
Female:	0	0	0	0	0	0	0	0	0	0	0	0	0
Other													
Male:	0	0	0	0	0	0	0	0	0	0	0	0	0
Female:	0	0	0	0	0	0	0	0	0	0	0	0	0
Totals	0	0	0	0	0	0	0	0	0	0	0	0	0
ADM By Grade	0.00	0.00	0.00	0.00	0.00	0.00	0.00	0.00	0.00	0.00	0.00	0.00	0.00
% of ADM By Grade	0%	0%	0%	0%	0%	0%	0%	0%	0%	0%	0%	0%	0%



S.C. Dept. of Education
Data Verification Form


Number of students, ages 12-17 years, meeting the definition of **Habitual Truant:**
 failed to comply with the intervention plan and accumulate two or more additional unlawful absences.

Quarterly Data Collection: 180 , School Year: 2010 - 2011

District: 2502 Hampton 02

PAGE 2 OF TRUANCY REPORTS

Grades:	1	2	3	4	5	6	7	8	9	10	11	12	Total
African-American													
Male:	0	0	0	0	0	0	0	0	2	0	0	0	2
Female:	0	0	0	0	0	0	0	0	0	1	0	0	1
Hispanic													
Male:	0	0	0	0	0	0	0	0	0	0	0	0	0
Female:	0	0	0	0	0	0	0	0	0	0	0	0	0
White													
Male:	0	0	0	0	0	0	0	0	0	0	0	0	0
Female:	0	0	0	0	0	0	0	0	0	0	0	0	0
Other													
Male:	0	0	0	0	0	0	0	0	0	0	0	0	0
Female:	0	0	0	0	0	0	0	0	0	0	0	0	0
Totals	0	0	0	0	0	0	0	0	2	1	0	0	3
ADM By Grade	0.00	0.00	0.00	0.00	0.00	0.00	0.00	0.00	80.19	86.84	0.00	0.00	915.15
% of ADM By Grade	0%	0%	0%	0%	0%	0%	0%	0%	2%	1%	0%	0%	<1%



S.C. Dept. of Education
Data Verification Form


Number of students, ages 12-17 years, meeting the definition of **Habitual Truant:**
 failed to comply with the intervention plan and accumulate two or more additional unlawful absences.

Quarterly Data Collection: 180 , School Year: 2010 - 2011

District: 2601 Horry 01

PAGE 2 OF TRUANCY REPORTS

Grades:	1	2	3	4	5	6	7	8	9	10	11	12	Total
African-American													
Male:	0	0	0	0	0	1	5	4	2	2	0	0	14
Female:	0	0	0	0	0	0	6	6	4	2	0	0	18
Hispanic													
Male:	0	0	0	0	0	0	1	0	1	0	0	0	2
Female:	0	0	0	0	0	0	2	2	0	0	0	0	4
White													
Male:	0	0	0	0	0	5	12	11	6	7	5	0	46
Female:	0	0	0	0	0	4	8	14	10	9	1	0	46
Other													
Male:	0	0	0	0	0	1	3	0	1	0	0	1	6
Female:	0	0	0	0	0	0	2	1	0	1	0	0	4
Totals	0	0	0	0	0	11	39	38	24	21	6	1	140
ADM By Grade	0.00	0.00	0.00	0.00	0.00	2,858.90	2,791.22	2,764.81	3,224.75	2,784.76	2,577.74	2,217.09	33,979.40
% of ADM By Grade	0%	0%	0%	0%	0%	<1%	1%	1%	<1%	<1%	<1%	<1%	<1%



S.C. Dept. of Education
Data Verification Form


Number of students, ages 12-17 years, meeting the definition of **Habitual Truant:**
 failed to comply with the intervention plan and accumulate two or more additional unlawful absences.

Quarterly Data Collection: 180 , School Year: 2010 - 2011

District: 2701 Jasper 01

PAGE 2 OF TRUANCY REPORTS

Grades:	1	2	3	4	5	6	7	8	9	10	11	12	Total
African-American													
Male:	0	0	0	0	0	0	0	0	0	0	0	0	0
Female:	0	0	0	0	0	0	0	0	0	0	0	0	0
Hispanic													
Male:	0	0	0	0	0	0	0	0	0	0	0	0	0
Female:	0	0	0	0	0	0	0	0	0	0	0	0	0
White													
Male:	0	0	0	0	0	0	0	0	0	0	0	0	0
Female:	0	0	0	0	0	0	0	0	0	0	0	0	0
Other													
Male:	0	0	0	0	0	0	0	0	0	0	0	0	0
Female:	0	0	0	0	0	0	0	0	0	0	0	0	0
Totals	0	0	0	0	0	0	0	0	0	0	0	0	0
ADM By Grade	0.00	0.00	0.00	0.00	0.00	0.00	0.00	0.00	0.00	0.00	0.00	0.00	0.00
% of ADM By Grade	0%	0%	0%	0%	0%	0%	0%	0%	0%	0%	0%	0%	0%



S.C. Dept. of Education
Data Verification Form


Number of students, ages 12-17 years, meeting the definition of **Habitual Truant:**
 failed to comply with the intervention plan and accumulate two or more additional unlawful absences.

Quarterly Data Collection: 180 , School Year: 2010 - 2011

District: 2801 Kershaw 01

PAGE 2 OF TRUANCY REPORTS

Grades:	1	2	3	4	5	6	7	8	9	10	11	12	Total
African-American													
Male:	0	0	0	0	0	0	0	0	1	0	0	0	1
Female:	0	0	0	0	0	0	0	0	5	2	0	0	7
Hispanic													
Male:	0	0	0	0	0	0	0	0	0	0	0	0	0
Female:	0	0	0	0	0	0	0	0	1	0	1	0	2
White													
Male:	0	0	0	0	0	0	0	0	4	0	1	0	5
Female:	0	0	0	0	0	0	0	0	5	0	1	0	6
Other													
Male:	0	0	0	0	0	0	0	0	0	0	0	0	0
Female:	0	0	0	0	0	0	0	0	0	0	0	0	0
Totals	0	0	0	0	0	0	0	0	16	2	3	0	21
ADM By Grade	0.00	0.00	0.00	0.00	0.00	0.00	0.00	0.00	942.28	769.89	661.63	0.00	9,297.50
% of ADM By Grade	0%	0%	0%	0%	0%	0%	0%	0%	2%	<1%	<1%	0%	<1%



S.C. Dept. of Education
Data Verification Form


Number of students, ages 12-17 years, meeting the definition of **Habitual Truant:**
 failed to comply with the intervention plan and accumulate two or more additional unlawful absences.

Quarterly Data Collection: 180 , School Year: 2010 - 2011

District: 2901 Lancaster 01

PAGE 2 OF TRUANCY REPORTS

Grades:	1	2	3	4	5	6	7	8	9	10	11	12	Total
African-American													
Male:	0	0	0	0	0	0	0	0	4	0	0	0	4
Female:	0	0	0	0	0	0	0	0	2	2	0	0	4
Hispanic													
Male:	0	0	0	0	0	0	0	0	1	0	0	0	1
Female:	0	0	0	0	0	0	0	2	1	0	0	0	3
White													
Male:	0	0	0	0	0	0	0	0	2	4	1	0	7
Female:	0	0	0	0	0	0	1	0	4	1	0	0	6
Other													
Male:	0	0	0	0	0	0	0	0	0	0	0	0	0
Female:	0	0	0	0	0	0	0	0	0	0	0	0	0
Totals	0	0	0	0	0	0	1	2	14	7	1	0	25
ADM By Grade	0.00	0.00	0.00	0.00	0.00	0.00	893.43	871.23	917.15	874.34	796.59	0.00	10,426.08
% of ADM By Grade	0%	0%	0%	0%	0%	0%	<1%	<1%	2%	<1%	<1%	0%	<1%



S.C. Dept. of Education
Data Verification Form


Number of students, ages 12-17 years, meeting the definition of **Habitual Truant:**
 failed to comply with the intervention plan and accumulate two or more additional unlawful absences.

Quarterly Data Collection: 180 , School Year: 2010 - 2011

District: 3055 Laurens 55

PAGE 2 OF TRUANCY REPORTS

Grades:	1	2	3	4	5	6	7	8	9	10	11	12	Total
African-American													
Male:	0	0	0	0	0	0	2	1	0	0	0	0	3
Female:	0	0	0	0	0	1	1	2	0	0	0	0	4
Hispanic													
Male:	0	0	0	0	0	0	1	0	0	0	0	0	1
Female:	0	0	0	0	0	0	0	0	0	0	0	0	0
White													
Male:	0	0	0	0	0	1	8	3	1	0	0	0	13
Female:	0	0	0	0	0	0	4	4	0	0	0	0	8
Other													
Male:	0	0	0	0	0	0	0	0	0	0	0	0	0
Female:	0	0	0	0	0	0	0	0	0	0	0	0	0
Totals	0	0	0	0	0	2	16	10	1	0	0	0	29
ADM By Grade	0.00	0.00	0.00	0.00	0.00	462.77	465.74	435.94	475.40	0.00	0.00	0.00	5,057.10
% of ADM By Grade	0%	0%	0%	0%	0%	<1%	3%	2%	<1%	0%	0%	0%	<1%



S.C. Dept. of Education
Data Verification Form


Number of students, ages 12-17 years, meeting the definition of **Habitual Truant:**
 failed to comply with the intervention plan and accumulate two or more additional unlawful absences.

Quarterly Data Collection: 180 , School Year: 2010 - 2011

District: 3056 Laurens 56

PAGE 2 OF TRUANCY REPORTS

Grades:	1	2	3	4	5	6	7	8	9	10	11	12	Total
African-American													
Male:	0	0	0	0	0	0	0	0	1	0	0	0	1
Female:	0	0	0	0	0	0	0	0	0	0	0	0	0
Hispanic													
Male:	0	0	0	0	0	0	0	0	0	0	0	0	0
Female:	0	0	0	0	0	0	0	0	0	0	0	0	0
White													
Male:	0	0	0	0	0	0	0	0	0	0	0	0	0
Female:	0	0	0	0	0	0	0	2	0	0	0	0	2
Other													
Male:	0	0	0	0	0	0	0	0	0	0	0	0	0
Female:	0	0	0	0	0	0	0	0	0	0	0	0	0
Totals	0	0	0	0	0	0	0	2	1	0	0	0	3
ADM By Grade	0.00	0.00	0.00	0.00	0.00	0.00	0.00	211.53	288.30	0.00	0.00	0.00	2,677.13
% of ADM By Grade	0%	0%	0%	0%	0%	0%	0%	<1%	<1%	0%	0%	0%	<1%



S.C. Dept. of Education
Data Verification Form


Number of students, ages 12-17 years, meeting the definition of **Habitual Truant:**
 failed to comply with the intervention plan and accumulate two or more additional unlawful absences.

Quarterly Data Collection: 180 , School Year: 2010 - 2011

District: 3101 Lee 01

PAGE 2 OF TRUANCY REPORTS

Grades:	1	2	3	4	5	6	7	8	9	10	11	12	Total
African-American													
Male:	0	0	0	0	0	0	0	0	0	0	0	0	0
Female:	0	0	0	0	0	0	0	0	0	0	0	0	0
Hispanic													
Male:	0	0	0	0	0	0	0	0	0	0	0	0	0
Female:	0	0	0	0	0	0	0	0	0	0	0	0	0
White													
Male:	0	0	0	0	0	0	0	0	0	0	0	0	0
Female:	0	0	0	0	0	0	0	0	0	0	0	0	0
Other													
Male:	0	0	0	0	0	0	0	0	0	0	0	0	0
Female:	0	0	0	0	0	0	0	0	0	0	0	0	0
Totals	0	0	0	0	0	0	0	0	0	0	0	0	0
ADM By Grade	0.00	0.00	0.00	0.00	0.00	0.00	0.00	0.00	0.00	0.00	0.00	0.00	0.00
% of ADM By Grade	0%	0%	0%	0%	0%	0%	0%	0%	0%	0%	0%	0%	0%



S.C. Dept. of Education
Data Verification Form


Number of students, ages 12-17 years, meeting the definition of **Habitual Truant:**
 failed to comply with the intervention plan and accumulate two or more additional unlawful absences.

Quarterly Data Collection: 180 , School Year: 2010 - 2011

District: 3201 Lexington 01

PAGE 2 OF TRUANCY REPORTS

Grades:	1	2	3	4	5	6	7	8	9	10	11	12	Total
African-American													
Male:	0	0	0	0	0	0	0	0	1	1	0	0	2
Female:	0	0	0	0	0	0	0	0	0	0	0	0	0
Hispanic													
Male:	0	0	0	0	0	0	0	0	0	0	0	0	0
Female:	0	0	0	0	0	0	0	0	1	0	0	0	1
White													
Male:	0	0	0	0	0	0	3	4	4	4	0	0	15
Female:	0	0	0	0	0	1	1	6	3	6	2	0	19
Other													
Male:	0	0	0	0	0	0	0	0	1	0	0	0	1
Female:	0	0	0	0	0	0	0	0	0	0	0	0	0
Totals	0	0	0	0	0	1	4	10	10	11	2	0	38
ADM By Grade	0.00	0.00	0.00	0.00	0.00	1,793.36	1,788.59	1,803.22	1,808.86	1,610.48	1,474.41	0.00	20,492.06
% of ADM By Grade	0%	0%	0%	0%	0%	<1%	<1%	<1%	<1%	<1%	<1%	0%	<1%



S.C. Dept. of Education
Data Verification Form


Number of students, ages 12-17 years, meeting the definition of **Habitual Truant:**
 failed to comply with the intervention plan and accumulate two or more additional unlawful absences.

Quarterly Data Collection: 180 , School Year: 2010 - 2011

District: 3202 Lexington 02

PAGE 2 OF TRUANCY REPORTS

Grades:	1	2	3	4	5	6	7	8	9	10	11	12	Total
African-American													
Male:	0	0	0	0	0	0	3	0	0	0	0	0	3
Female:	0	0	0	0	0	0	1	0	0	0	0	0	1
Hispanic													
Male:	0	0	0	0	0	0	0	0	0	0	0	0	0
Female:	0	0	0	0	0	0	0	0	1	0	1	0	2
White													
Male:	0	0	0	0	0	0	0	1	0	0	0	0	1
Female:	0	0	0	0	0	1	0	0	0	0	0	0	1
Other													
Male:	0	0	0	0	0	0	0	0	0	0	0	0	0
Female:	0	0	0	0	0	0	0	0	0	0	0	0	0
Totals	0	0	0	0	0	1	4	1	1	0	1	0	8
ADM By Grade	0.00	0.00	0.00	0.00	0.00	676.31	636.02	634.63	753.41	0.00	546.48	0.00	7,808.07
% of ADM By Grade	0%	0%	0%	0%	0%	<1%	<1%	<1%	<1%	0%	<1%	0%	<1%



S.C. Dept. of Education
Data Verification Form


Number of students, ages 12-17 years, meeting the definition of **Habitual Truant:**
 failed to comply with the intervention plan and accumulate two or more additional unlawful absences.

Quarterly Data Collection: 180 , School Year: 2010 - 2011

District: 3203 Lexington 03

PAGE 2 OF TRUANCY REPORTS

Grades:	1	2	3	4	5	6	7	8	9	10	11	12	Total
African-American													
Male:	0	0	0	0	0	0	0	0	0	0	0	0	0
Female:	0	0	0	0	0	0	0	0	0	0	0	0	0
Hispanic													
Male:	0	0	0	0	0	0	0	0	0	0	0	0	0
Female:	0	0	0	0	0	0	0	0	0	0	0	0	0
White													
Male:	0	0	0	0	0	0	0	0	0	0	0	0	0
Female:	0	0	0	0	0	0	0	0	0	0	0	0	0
Other													
Male:	0	0	0	0	0	0	0	0	0	0	0	0	0
Female:	0	0	0	0	0	0	0	0	0	0	0	0	0
Totals	0	0	0	0	0	0	0	0	0	0	0	0	0
ADM By Grade	0.00	0.00	0.00	0.00	0.00	0.00	0.00	0.00	0.00	0.00	0.00	0.00	0.00
% of ADM By Grade	0%	0%	0%	0%	0%	0%	0%	0%	0%	0%	0%	0%	0%



S.C. Dept. of Education
Data Verification Form


Number of students, ages 12-17 years, meeting the definition of **Habitual Truant:**
 failed to comply with the intervention plan and accumulate two or more additional unlawful absences.

Quarterly Data Collection: 180 , School Year: 2010 - 2011

District: 3204 Lexington 04

PAGE 2 OF TRUANCY REPORTS

Grades:	1	2	3	4	5	6	7	8	9	10	11	12	Total
African-American													
Male:	0	0	0	0	0	0	0	0	0	0	0	0	0
Female:	0	0	0	0	0	0	0	0	0	0	0	0	0
Hispanic													
Male:	0	0	0	0	0	0	0	0	0	0	0	0	0
Female:	0	0	0	0	0	0	0	0	0	0	0	0	0
White													
Male:	0	0	0	0	0	0	0	0	0	0	0	0	0
Female:	0	0	0	0	0	0	0	0	0	0	0	0	0
Other													
Male:	0	0	0	0	0	0	0	0	0	0	0	0	0
Female:	0	0	0	0	0	0	0	0	0	0	0	0	0
Totals	0	0	0	0	0	0	0	0	0	0	0	0	0
ADM By Grade	0.00	0.00	0.00	0.00	0.00	0.00	0.00	0.00	0.00	0.00	0.00	0.00	0.00
% of ADM By Grade	0%	0%	0%	0%	0%	0%	0%	0%	0%	0%	0%	0%	0%



S.C. Dept. of Education
Data Verification Form


Number of students, ages 12-17 years, meeting the definition of **Habitual Truant:**
 failed to comply with the intervention plan and accumulate two or more additional unlawful absences.

Quarterly Data Collection: 180 , School Year: 2010 - 2011

District: 3205 Lexington 05

PAGE 2 OF TRUANCY REPORTS

Grades:	1	2	3	4	5	6	7	8	9	10	11	12	Total
African-American													
Male:	0	0	0	0	0	0	0	0	3	1	0	0	4
Female:	0	0	0	0	0	0	1	2	1	2	0	0	6
Hispanic													
Male:	0	0	0	0	0	0	0	1	0	0	0	0	1
Female:	0	0	0	0	0	0	0	0	0	0	0	0	0
White													
Male:	0	0	0	0	0	0	0	1	4	1	0	0	6
Female:	0	0	0	0	0	0	2	0	2	1	1	0	6
Other													
Male:	0	0	0	0	0	0	0	1	0	0	0	0	1
Female:	0	0	0	0	0	0	0	0	0	1	0	0	1
Totals	0	0	0	0	0	0	3	5	10	6	1	0	25
ADM By Grade	0.00	0.00	0.00	0.00	0.00	0.00	1,315.97	1,305.92	1,434.89	1,348.60	1,325.12	0.00	15,262.03
% of ADM By Grade	0%	0%	0%	0%	0%	0%	<1%	<1%	<1%	<1%	<1%	0%	<1%



S.C. Dept. of Education
Data Verification Form


Number of students, ages 12-17 years, meeting the definition of **Habitual Truant:**
 failed to comply with the intervention plan and accumulate two or more additional unlawful absences.

Quarterly Data Collection: 180 , School Year: 2010 - 2011

District: 3301 McCormick 01

PAGE 2 OF TRUANCY REPORTS

Grades:	1	2	3	4	5	6	7	8	9	10	11	12	Total
African-American													
Male:	0	0	0	0	0	0	0	0	0	0	0	0	0
Female:	0	0	0	0	0	0	0	0	0	0	0	0	0
Hispanic													
Male:	0	0	0	0	0	0	0	0	0	0	0	0	0
Female:	0	0	0	0	0	0	0	0	0	0	0	0	0
White													
Male:	0	0	0	0	0	0	0	0	0	0	0	0	0
Female:	0	0	0	0	0	0	0	0	0	0	0	0	0
Other													
Male:	0	0	0	0	0	0	0	0	0	0	0	0	0
Female:	0	0	0	0	0	0	0	0	0	0	0	0	0
Totals	0	0	0	0	0	0	0	0	0	0	0	0	0
ADM By Grade	0.00	0.00	0.00	0.00	0.00	0.00	0.00	0.00	0.00	0.00	0.00	0.00	0.00
% of ADM By Grade	0%	0%	0%	0%	0%	0%	0%	0%	0%	0%	0%	0%	0%



S.C. Dept. of Education
Data Verification Form


Number of students, ages 12-17 years, meeting the definition of **Habitual Truant:**
 failed to comply with the intervention plan and accumulate two or more additional unlawful absences.

Quarterly Data Collection: 180 , School Year: 2010 - 2011

District: 3401 Marion 01

PAGE 2 OF TRUANCY REPORTS

Grades:	1	2	3	4	5	6	7	8	9	10	11	12	Total
African-American													
Male:	0	0	0	0	1	0	0	0	2	3	0	0	6
Female:	0	0	0	0	0	0	0	0	2	0	0	0	2
Hispanic													
Male:	0	0	0	0	0	0	0	0	0	0	0	0	0
Female:	0	0	0	0	0	0	0	0	0	0	0	0	0
White													
Male:	0	0	0	0	0	0	0	0	3	0	0	0	3
Female:	0	0	0	0	0	0	0	0	1	1	0	0	2
Other													
Male:	0	0	0	0	0	0	0	0	0	0	0	0	0
Female:	0	0	0	0	0	0	0	0	0	0	0	0	0
Totals	0	0	0	0	1	0	0	0	8	4	0	0	13
ADM By Grade	0.00	0.00	0.00	0.00	172.13	0.00	0.00	0.00	227.62	195.19	0.00	0.00	2,481.02
% of ADM By Grade	0%	0%	0%	0%	<1%	0%	0%	0%	4%	2%	0%	0%	<1%



S.C. Dept. of Education
Data Verification Form


Number of students, ages 12-17 years, meeting the definition of **Habitual Truant:**
 failed to comply with the intervention plan and accumulate two or more additional unlawful absences.

Quarterly Data Collection: 180 , School Year: 2010 - 2011

District: 3402 Marion 02

PAGE 2 OF TRUANCY REPORTS

Grades:	1	2	3	4	5	6	7	8	9	10	11	12	Total
African-American													
Male:	0	0	0	0	0	0	0	0	0	0	0	0	0
Female:	0	0	0	0	0	0	0	0	0	0	0	0	0
Hispanic													
Male:	0	0	0	0	0	0	0	0	0	0	0	0	0
Female:	0	0	0	0	0	0	0	0	0	0	0	0	0
White													
Male:	0	0	0	0	0	0	0	0	0	0	0	0	0
Female:	0	0	0	0	0	0	0	0	0	0	0	0	0
Other													
Male:	0	0	0	0	0	0	0	0	0	0	0	0	0
Female:	0	0	0	0	0	0	0	0	0	0	0	0	0
Totals	0	0	0	0	0	0	0	0	0	0	0	0	0
ADM By Grade	0.00	0.00	0.00	0.00	0.00	0.00	0.00	0.00	0.00	0.00	0.00	0.00	0.00
% of ADM By Grade	0%	0%	0%	0%	0%	0%	0%	0%	0%	0%	0%	0%	0%



S.C. Dept. of Education
Data Verification Form


Number of students, ages 12-17 years, meeting the definition of **Habitual Truant:**
 failed to comply with the intervention plan and accumulate two or more additional unlawful absences.

Quarterly Data Collection: 180 , School Year: 2010 - 2011

District: 3407 Marion 07

PAGE 2 OF TRUANCY REPORTS

Grades:	1	2	3	4	5	6	7	8	9	10	11	12	Total
African-American													
Male:	0	0	0	0	0	0	0	0	0	0	0	0	0
Female:	0	0	0	0	0	0	0	0	0	0	0	0	0
Hispanic													
Male:	0	0	0	0	0	0	0	0	0	0	0	0	0
Female:	0	0	0	0	0	0	0	0	0	0	0	0	0
White													
Male:	0	0	0	0	0	0	0	0	0	0	0	0	0
Female:	0	0	0	0	0	0	0	0	0	0	0	0	0
Other													
Male:	0	0	0	0	0	0	0	0	0	0	0	0	0
Female:	0	0	0	0	0	0	0	0	0	0	0	0	0
Totals	0	0	0	0	0	0	0	0	0	0	0	0	0
ADM By Grade	0.00	0.00	0.00	0.00	0.00	0.00	0.00	0.00	0.00	0.00	0.00	0.00	0.00
% of ADM By Grade	0%	0%	0%	0%	0%	0%	0%	0%	0%	0%	0%	0%	0%



S.C. Dept. of Education
Data Verification Form


Number of students, ages 12-17 years, meeting the definition of **Habitual Truant:**
 failed to comply with the intervention plan and accumulate two or more additional unlawful absences.

Quarterly Data Collection: 180 , School Year: 2010 - 2011

District: 3501 Marlboro 01

PAGE 2 OF TRUANCY REPORTS

Grades:	1	2	3	4	5	6	7	8	9	10	11	12	Total
African-American													
Male:	0	0	0	0	0	0	0	0	0	0	0	0	0
Female:	0	0	0	0	0	0	0	0	0	0	0	0	0
Hispanic													
Male:	0	0	0	0	0	0	0	0	0	0	0	0	0
Female:	0	0	0	0	0	0	0	0	0	0	0	0	0
White													
Male:	0	0	0	0	0	0	0	0	0	0	0	0	0
Female:	0	0	0	0	0	0	0	0	0	0	0	0	0
Other													
Male:	0	0	0	0	0	0	0	0	0	0	0	0	0
Female:	0	0	0	0	0	0	0	0	0	0	0	0	0
Totals	0	0	0	0	0	0	0	0	0	0	0	0	0
ADM By Grade	0.00	0.00	0.00	0.00	0.00	0.00	0.00	0.00	0.00	0.00	0.00	0.00	0.00
% of ADM By Grade	0%	0%	0%	0%	0%	0%	0%	0%	0%	0%	0%	0%	0%



S.C. Dept. of Education
Data Verification Form


Number of students, ages 12-17 years, meeting the definition of **Habitual Truant:**
 failed to comply with the intervention plan and accumulate two or more additional unlawful absences.

Quarterly Data Collection: 180 , School Year: 2010 - 2011

District: 3601 Newberry 01

PAGE 2 OF TRUANCY REPORTS

Grades:	1	2	3	4	5	6	7	8	9	10	11	12	Total
African-American													
Male:	0	0	0	0	0	0	0	0	0	0	1	0	1
Female:	0	0	0	0	0	0	0	0	0	0	0	0	0
Hispanic													
Male:	0	0	0	0	0	0	1	0	0	0	0	0	1
Female:	0	0	0	0	0	0	1	1	0	0	0	0	2
White													
Male:	0	0	0	0	0	0	0	0	0	0	0	0	0
Female:	0	0	0	0	0	0	0	1	1	0	0	0	2
Other													
Male:	0	0	0	0	0	0	0	0	0	0	0	0	0
Female:	0	0	0	0	0	0	0	0	0	0	0	0	0
Totals	0	0	0	0	0	0	2	2	1	0	1	0	6
ADM By Grade	0.00	0.00	0.00	0.00	0.00	0.00	488.70	423.34	480.00	0.00	336.77	0.00	5,142.60
% of ADM By Grade	0%	0%	0%	0%	0%	0%	<1%	<1%	<1%	0%	<1%	0%	<1%



S.C. Dept. of Education
Data Verification Form


Number of students, ages 12-17 years, meeting the definition of **Habitual Truant:**
 failed to comply with the intervention plan and accumulate two or more additional unlawful absences.

Quarterly Data Collection: 180 , School Year: 2010 - 2011

District: 3701 Oconee 01

PAGE 2 OF TRUANCY REPORTS

Grades:	1	2	3	4	5	6	7	8	9	10	11	12	Total
African-American													
Male:	0	0	0	0	0	0	0	0	0	0	0	0	0
Female:	0	0	0	0	0	0	0	0	1	0	0	0	1
Hispanic													
Male:	0	0	0	0	0	0	0	0	0	0	0	0	0
Female:	0	0	0	0	0	1	1	1	1	0	0	0	4
White													
Male:	0	0	0	0	0	2	0	1	12	13	8	0	36
Female:	0	0	0	0	0	1	1	2	12	6	6	1	29
Other													
Male:	0	0	0	0	0	0	0	0	1	0	0	0	1
Female:	0	0	0	0	0	0	0	0	0	0	0	0	0
Totals	0	0	0	0	0	4	2	4	27	19	14	1	71
ADM By Grade	0.00	0.00	0.00	0.00	0.00	812.17	757.47	810.80	884.94	773.10	660.89	750.09	9,439.82
% of ADM By Grade	0%	0%	0%	0%	0%	<1%	<1%	<1%	3%	2%	2%	<1%	<1%



S.C. Dept. of Education
Data Verification Form


Number of students, ages 12-17 years, meeting the definition of **Habitual Truant:**
 failed to comply with the intervention plan and accumulate two or more additional unlawful absences.

Quarterly Data Collection: 180 , School Year: 2010 - 2011

District: 3803 Orangeburg 03

PAGE 2 OF TRUANCY REPORTS

Grades:	1	2	3	4	5	6	7	8	9	10	11	12	Total
African-American													
Male:	0	0	0	0	0	0	0	0	0	0	0	0	0
Female:	0	0	0	0	0	0	0	0	0	0	0	0	0
Hispanic													
Male:	0	0	0	0	0	0	0	0	0	0	0	0	0
Female:	0	0	0	0	0	0	0	0	0	0	0	0	0
White													
Male:	0	0	0	0	0	0	0	0	0	0	0	0	0
Female:	0	0	0	0	0	0	0	0	0	0	0	0	0
Other													
Male:	0	0	0	0	0	0	0	0	0	0	0	0	0
Female:	0	0	0	0	0	0	0	0	0	0	0	0	0
Totals	0	0	0	0	0	0	0	0	0	0	0	0	0
ADM By Grade	0.00	0.00	0.00	0.00	0.00	0.00	0.00	0.00	0.00	0.00	0.00	0.00	0.00
% of ADM By Grade	0%	0%	0%	0%	0%	0%	0%	0%	0%	0%	0%	0%	0%



S.C. Dept. of Education
Data Verification Form


Number of students, ages 12-17 years, meeting the definition of **Habitual Truant:**
 failed to comply with the intervention plan and accumulate two or more additional unlawful absences.

Quarterly Data Collection: 180 , School Year: 2010 - 2011

District: 3804 Orangeburg 04

PAGE 2 OF TRUANCY REPORTS

Grades:	1	2	3	4	5	6	7	8	9	10	11	12	Total
African-American													
Male:	0	0	0	0	0	1	1	1	0	0	0	0	3
Female:	0	0	0	0	0	0	0	1	0	0	0	0	1
Hispanic													
Male:	0	0	0	0	0	0	0	0	0	0	0	0	0
Female:	0	0	0	0	0	0	0	0	0	0	0	0	0
White													
Male:	0	0	0	0	0	0	2	0	0	0	0	0	2
Female:	0	0	0	0	0	0	2	0	0	0	0	0	2
Other													
Male:	0	0	0	0	0	0	0	0	0	0	0	0	0
Female:	0	0	0	0	0	0	0	0	0	0	0	0	0
Totals	0	0	0	0	0	1	5	2	0	0	0	0	8
ADM By Grade	0.00	0.00	0.00	0.00	0.00	312.96	304.61	291.18	0.00	0.00	0.00	0.00	3,500.43
% of ADM By Grade	0%	0%	0%	0%	0%	<1%	2%	<1%	0%	0%	0%	0%	<1%



S.C. Dept. of Education
Data Verification Form


Number of students, ages 12-17 years, meeting the definition of **Habitual Truant:**
 failed to comply with the intervention plan and accumulate two or more additional unlawful absences.

Quarterly Data Collection: 180 , School Year: 2010 - 2011

District: 3805 Orangeburg 05

PAGE 2 OF TRUANCY REPORTS

Grades:	1	2	3	4	5	6	7	8	9	10	11	12	Total
African-American													
Male:	0	0	0	0	0	0	0	0	0	0	0	0	0
Female:	0	0	0	0	0	0	0	0	0	0	0	0	0
Hispanic													
Male:	0	0	0	0	0	0	0	0	0	0	0	0	0
Female:	0	0	0	0	0	0	0	0	0	0	0	0	0
White													
Male:	0	0	0	0	0	0	0	0	0	0	0	0	0
Female:	0	0	0	0	0	0	0	0	0	0	0	0	0
Other													
Male:	0	0	0	0	0	0	0	0	0	0	0	0	0
Female:	0	0	0	0	0	0	0	0	0	0	0	0	0
Totals	0	0	0	0	0	0	0	0	0	0	0	0	0
ADM By Grade	0.00	0.00	0.00	0.00	0.00	0.00	0.00	0.00	0.00	0.00	0.00	0.00	0.00
% of ADM By Grade	0%	0%	0%	0%	0%	0%	0%	0%	0%	0%	0%	0%	0%



S.C. Dept. of Education
Data Verification Form


Number of students, ages 12-17 years, meeting the definition of **Habitual Truant:**
 failed to comply with the intervention plan and accumulate two or more additional unlawful absences.

Quarterly Data Collection: 180 , School Year: 2010 - 2011

District: 3901 Pickens 01

PAGE 2 OF TRUANCY REPORTS

Grades:	1	2	3	4	5	6	7	8	9	10	11	12	Total
African-American													
Male:	0	0	0	0	0	6	1	2	2	0	0	0	11
Female:	0	0	0	0	0	0	2	1	0	0	0	0	3
Hispanic													
Male:	0	0	0	0	0	0	1	1	0	1	0	0	3
Female:	0	0	0	0	0	0	0	0	0	0	1	0	1
White													
Male:	0	0	0	0	0	1	8	9	10	0	1	0	29
Female:	0	0	0	0	0	1	5	11	4	5	1	0	27
Other													
Male:	0	0	0	0	0	0	1	0	0	0	0	0	1
Female:	0	0	0	0	0	0	1	0	0	0	0	0	1
Totals	0	0	0	0	0	8	19	24	16	6	3	0	76
ADM By Grade	0.00	0.00	0.00	0.00	0.00	1,272.79	1,303.00	1,213.09	1,408.93	1,239.26	983.51	0.00	14,624.39
% of ADM By Grade	0%	0%	0%	0%	0%	<1%	1%	2%	1%	<1%	<1%	0%	<1%



S.C. Dept. of Education
Data Verification Form


Number of students, ages 12-17 years, meeting the definition of **Habitual Truant:**
 failed to comply with the intervention plan and accumulate two or more additional unlawful absences.

Quarterly Data Collection: 180 , School Year: 2010 - 2011

District: 4001 Richland 01

PAGE 2 OF TRUANCY REPORTS

Grades:	1	2	3	4	5	6	7	8	9	10	11	12	Total
African-American													
Male:	0	0	0	0	0	5	1	2	1	1	2	0	12
Female:	0	0	0	0	0	1	0	1	8	5	1	0	16
Hispanic													
Male:	0	0	0	0	0	0	0	0	0	0	0	0	0
Female:	0	0	0	0	0	0	0	0	0	1	0	0	1
White													
Male:	0	0	0	0	0	0	0	0	3	1	0	0	4
Female:	0	0	0	0	0	0	0	0	0	2	1	0	3
Other													
Male:	0	0	0	0	0	0	0	0	0	0	0	0	0
Female:	0	0	0	0	0	0	0	0	0	0	0	0	0
Totals	0	0	0	0	0	6	1	3	12	10	4	0	36
ADM By Grade	0.00	0.00	0.00	0.00	0.00	1,760.80	1,727.65	1,630.32	1,998.46	1,659.98	1,526.87	0.00	20,997.15
% of ADM By Grade	0%	0%	0%	0%	0%	<1%	<1%	<1%	<1%	<1%	<1%	0%	<1%



S.C. Dept. of Education
Data Verification Form


Number of students, ages 12-17 years, meeting the definition of **Habitual Truant:**
 failed to comply with the intervention plan and accumulate two or more additional unlawful absences.

Quarterly Data Collection: 180 , School Year: 2010 - 2011

District: 4002 Richland 02

PAGE 2 OF TRUANCY REPORTS

Grades:	1	2	3	4	5	6	7	8	9	10	11	12	Total
African-American													
Male:	0	0	0	0	0	0	0	0	2	1	1	0	4
Female:	0	0	0	0	0	0	0	0	2	1	0	0	3
Hispanic													
Male:	0	0	0	0	0	0	0	0	0	1	1	0	2
Female:	0	0	0	0	0	0	0	0	0	0	0	0	0
White													
Male:	0	0	0	0	0	0	0	0	1	0	0	0	1
Female:	0	0	0	0	0	0	0	0	0	1	2	0	3
Other													
Male:	0	0	0	0	0	0	0	0	0	0	0	0	0
Female:	0	0	0	0	0	0	0	0	0	0	0	0	0
Totals	0	0	0	0	0	0	0	0	5	4	4	0	13
ADM By Grade	0.00	0.00	0.00	0.00	0.00	0.00	0.00	0.00	2,120.21	2,088.66	1,778.69	0.00	23,450.78
% of ADM By Grade	0%	0%	0%	0%	0%	0%	0%	0%	<1%	<1%	<1%	0%	<1%



S.C. Dept. of Education
Data Verification Form


Number of students, ages 12-17 years, meeting the definition of **Habitual Truant:**
 failed to comply with the intervention plan and accumulate two or more additional unlawful absences.

Quarterly Data Collection: 180 , School Year: 2010 - 2011

District: 4101 Saluda 01

PAGE 2 OF TRUANCY REPORTS

Grades:	1	2	3	4	5	6	7	8	9	10	11	12	Total
African-American													
Male:	0	0	0	0	0	0	1	0	0	0	0	0	1
Female:	0	0	0	0	0	1	0	0	0	0	0	0	1
Hispanic													
Male:	0	0	0	0	0	0	0	0	0	0	0	0	0
Female:	0	0	0	0	0	0	0	1	0	0	0	0	1
White													
Male:	0	0	0	0	0	0	1	2	0	0	0	0	3
Female:	0	0	0	0	0	0	0	0	0	0	0	0	0
Other													
Male:	0	0	0	0	0	0	0	0	0	0	0	0	0
Female:	0	0	0	0	0	0	0	0	0	0	0	0	0
Totals	0	0	0	0	0	1	2	3	0	0	0	0	6
ADM By Grade	0.00	0.00	0.00	0.00	0.00	135.70	171.40	142.03	0.00	0.00	0.00	0.00	1,870.94
% of ADM By Grade	0%	0%	0%	0%	0%	<1%	1%	2%	0%	0%	0%	0%	<1%



S.C. Dept. of Education
Data Verification Form


Number of students, ages 12-17 years, meeting the definition of **Habitual Truant:**
 failed to comply with the intervention plan and accumulate two or more additional unlawful absences.

Quarterly Data Collection: 180 , School Year: 2010 - 2011

District: 4201 Spartanburg 01

PAGE 2 OF TRUANCY REPORTS

Grades:	1	2	3	4	5	6	7	8	9	10	11	12	Total
African-American													
Male:	0	0	0	0	0	0	0	0	0	0	0	0	0
Female:	0	0	0	0	0	0	0	0	0	0	0	0	0
Hispanic													
Male:	0	0	0	0	0	0	1	1	0	0	0	0	2
Female:	0	0	0	0	0	0	0	1	0	0	0	0	1
White													
Male:	0	0	0	0	0	0	0	0	1	1	0	0	2
Female:	0	0	0	0	0	0	0	2	6	1	0	0	9
Other													
Male:	0	0	0	0	0	0	0	0	0	0	0	0	0
Female:	0	0	0	0	0	0	0	0	0	0	0	0	0
Totals	0	0	0	0	0	0	1	4	7	2	0	0	14
ADM By Grade	0.00	0.00	0.00	0.00	0.00	0.00	382.59	373.28	423.59	389.31	0.00	0.00	4,497.96
% of ADM By Grade	0%	0%	0%	0%	0%	0%	<1%	1%	2%	<1%	0%	0%	<1%



S.C. Dept. of Education
Data Verification Form


Number of students, ages 12-17 years, meeting the definition of **Habitual Truant:**
 failed to comply with the intervention plan and accumulate two or more additional unlawful absences.

Quarterly Data Collection: 180 , School Year: 2010 - 2011

District: 4202 Spartanburg 02

PAGE 2 OF TRUANCY REPORTS

Grades:	1	2	3	4	5	6	7	8	9	10	11	12	Total
African-American													
Male:	0	0	0	0	0	0	0	0	0	0	0	0	0
Female:	0	0	0	0	0	0	0	0	0	0	0	0	0
Hispanic													
Male:	0	0	0	0	0	0	0	0	0	0	0	0	0
Female:	0	0	0	0	0	0	0	0	0	0	0	0	0
White													
Male:	0	0	0	0	0	0	1	0	1	0	0	0	2
Female:	0	0	0	0	0	0	0	0	1	0	0	0	1
Other													
Male:	0	0	0	0	0	0	0	0	0	0	0	0	0
Female:	0	0	0	0	0	0	0	0	0	0	0	0	0
Totals	0	0	0	0	0	0	1	0	2	0	0	0	3
ADM By Grade	0.00	0.00	0.00	0.00	0.00	0.00	725.04	0.00	810.82	0.00	0.00	0.00	8,868.23
% of ADM By Grade	0%	0%	0%	0%	0%	0%	<1%	0%	<1%	0%	0%	0%	<1%



S.C. Dept. of Education
Data Verification Form


Number of students, ages 12-17 years, meeting the definition of **Habitual Truant:**
 failed to comply with the intervention plan and accumulate two or more additional unlawful absences.

Quarterly Data Collection: 180 , School Year: 2010 - 2011

District: 4203 Spartanburg 03

PAGE 2 OF TRUANCY REPORTS

Grades:	1	2	3	4	5	6	7	8	9	10	11	12	Total
African-American													
Male:	0	0	0	0	0	0	0	0	0	0	0	0	0
Female:	0	0	0	0	0	0	0	0	0	0	0	0	0
Hispanic													
Male:	0	0	0	0	0	0	0	0	0	0	0	0	0
Female:	0	0	0	0	0	0	0	0	0	0	0	0	0
White													
Male:	0	0	0	0	0	0	2	1	6	0	1	0	10
Female:	0	0	0	0	0	1	1	0	3	0	0	0	5
Other													
Male:	0	0	0	0	0	0	0	0	0	0	0	0	0
Female:	0	0	0	0	0	0	0	0	0	0	0	0	0
Totals	0	0	0	0	0	1	3	1	9	0	1	0	15
ADM By Grade	0.00	0.00	0.00	0.00	0.00	238.45	250.97	245.87	285.24	0.00	173.65	0.00	2,699.70
% of ADM By Grade	0%	0%	0%	0%	0%	<1%	1%	<1%	3%	0%	<1%	0%	<1%



S.C. Dept. of Education
Data Verification Form


Number of students, ages 12-17 years, meeting the definition of **Habitual Truant:**
 failed to comply with the intervention plan and accumulate two or more additional unlawful absences.

Quarterly Data Collection: 180 , School Year: 2010 - 2011

District: 4204 Spartanburg 04

PAGE 2 OF TRUANCY REPORTS

Grades:	1	2	3	4	5	6	7	8	9	10	11	12	Total
African-American													
Male:	0	0	0	0	0	0	0	0	0	0	0	0	0
Female:	0	0	0	0	0	0	0	0	0	0	0	0	0
Hispanic													
Male:	0	0	0	0	0	0	0	0	0	0	0	0	0
Female:	0	0	0	0	0	0	0	0	0	0	0	0	0
White													
Male:	0	0	0	0	0	0	0	0	0	0	0	0	0
Female:	0	0	0	0	0	0	0	0	0	0	0	0	0
Other													
Male:	0	0	0	0	0	0	0	0	0	0	0	0	0
Female:	0	0	0	0	0	0	0	0	0	0	0	0	0
Totals	0	0	0	0	0	0	0	0	0	0	0	0	0
ADM By Grade	0.00	0.00	0.00	0.00	0.00	0.00	0.00	0.00	0.00	0.00	0.00	0.00	0.00
% of ADM By Grade	0%	0%	0%	0%	0%	0%	0%	0%	0%	0%	0%	0%	0%



S.C. Dept. of Education
Data Verification Form


Number of students, ages 12-17 years, meeting the definition of **Habitual Truant:**
 failed to comply with the intervention plan and accumulate two or more additional unlawful absences.

Quarterly Data Collection: 180 , School Year: 2010 - 2011

District: 4205 Spartanburg 05

PAGE 2 OF TRUANCY REPORTS

Grades:	1	2	3	4	5	6	7	8	9	10	11	12	Total
African-American													
Male:	0	0	0	0	0	0	0	0	5	5	3	0	13
Female:	0	0	0	0	0	0	0	0	1	2	3	0	6
Hispanic													
Male:	0	0	0	0	0	0	0	0	0	2	0	0	2
Female:	0	0	0	0	0	0	0	1	0	1	2	0	4
White													
Male:	0	0	0	0	0	0	2	0	13	21	9	1	46
Female:	0	0	0	0	0	0	1	0	3	15	12	0	31
Other													
Male:	0	0	0	0	0	0	0	0	0	1	1	0	2
Female:	0	0	0	0	0	0	0	0	0	1	2	0	3
Totals	0	0	0	0	0	0	3	1	22	48	32	1	107
ADM By Grade	0.00	0.00	0.00	0.00	0.00	0.00	576.69	561.86	659.63	581.41	479.15	534.70	6,762.48
% of ADM By Grade	0%	0%	0%	0%	0%	0%	<1%	<1%	3%	8%	7%	<1%	2%



S.C. Dept. of Education
Data Verification Form


Number of students, ages 12-17 years, meeting the definition of **Habitual Truant:**
 failed to comply with the intervention plan and accumulate two or more additional unlawful absences.

Quarterly Data Collection: 180 , School Year: 2010 - 2011

District: 4206 Spartanburg 06

PAGE 2 OF TRUANCY REPORTS

Grades:	1	2	3	4	5	6	7	8	9	10	11	12	Total
African-American													
Male:	0	0	0	0	0	0	0	0	0	1	0	0	1
Female:	0	0	0	0	0	0	0	0	0	0	2	0	2
Hispanic													
Male:	0	0	0	0	0	0	0	0	0	0	0	0	0
Female:	0	0	0	0	0	0	0	0	1	0	0	0	1
White													
Male:	0	0	0	0	0	0	0	1	2	1	0	0	4
Female:	0	0	0	0	0	0	0	1	0	3	2	0	6
Other													
Male:	0	0	0	0	0	0	0	0	0	0	0	0	0
Female:	0	0	0	0	0	0	0	0	0	0	0	0	0
Totals	0	0	0	0	0	0	0	2	3	5	4	0	14
ADM By Grade	0.00	0.00	0.00	0.00	0.00	0.00	0.00	756.30	858.87	823.24	763.19	0.00	9,364.02
% of ADM By Grade	0%	0%	0%	0%	0%	0%	0%	<1%	<1%	<1%	<1%	0%	<1%



S.C. Dept. of Education
Data Verification Form


Number of students, ages 12-17 years, meeting the definition of **Habitual Truant:**
 failed to comply with the intervention plan and accumulate two or more additional unlawful absences.

Quarterly Data Collection: 180 , School Year: 2010 - 2011

District: 4207 Spartanburg 07

PAGE 2 OF TRUANCY REPORTS

Grades:	1	2	3	4	5	6	7	8	9	10	11	12	Total
African-American													
Male:	0	0	0	0	0	0	0	0	2	8	1	0	11
Female:	0	0	0	0	0	0	2	0	2	5	0	0	9
Hispanic													
Male:	0	0	0	0	0	0	0	0	0	0	0	0	0
Female:	0	0	0	0	0	0	0	0	1	0	0	0	1
White													
Male:	0	0	0	0	0	0	1	1	0	2	0	0	4
Female:	0	0	0	0	0	0	0	1	0	2	0	1	4
Other													
Male:	0	0	0	0	0	0	0	0	0	0	0	0	0
Female:	0	0	0	0	0	0	0	0	0	0	1	0	1
Totals	0	0	0	0	0	0	3	2	5	17	2	1	30
ADM By Grade	0.00	0.00	0.00	0.00	0.00	0.00	496.47	511.66	494.26	592.77	439.36	506.37	6,296.63
% of ADM By Grade	0%	0%	0%	0%	0%	0%	<1%	<1%	1%	3%	<1%	<1%	<1%



S.C. Dept. of Education
Data Verification Form


Number of students, ages 12-17 years, meeting the definition of **Habitual Truant:**
 failed to comply with the intervention plan and accumulate two or more additional unlawful absences.

Quarterly Data Collection: 180 , School Year: 2010 - 2011

District: 4302 Sumter 02

PAGE 2 OF TRUANCY REPORTS

Grades:	1	2	3	4	5	6	7	8	9	10	11	12	Total
African-American													
Male:	0	0	0	0	0	0	0	0	0	0	0	0	0
Female:	0	0	0	0	0	0	0	0	0	0	0	0	0
Hispanic													
Male:	0	0	0	0	0	0	0	0	0	0	0	0	0
Female:	0	0	0	0	0	0	0	0	0	0	0	0	0
White													
Male:	0	0	0	0	0	0	0	0	0	0	0	0	0
Female:	0	0	0	0	0	0	0	0	0	0	0	0	0
Other													
Male:	0	0	0	0	0	0	0	0	0	0	0	0	0
Female:	0	0	0	0	0	0	0	0	0	0	0	0	0
Totals	0	0	0	0	0	0	0	0	0	0	0	0	0
ADM By Grade	0.00	0.00	0.00	0.00	0.00	0.00	0.00	0.00	0.00	0.00	0.00	0.00	0.00
% of ADM By Grade	0%	0%	0%	0%	0%	0%	0%	0%	0%	0%	0%	0%	0%



S.C. Dept. of Education
Data Verification Form


Number of students, ages 12-17 years, meeting the definition of **Habitual Truant:**
 failed to comply with the intervention plan and accumulate two or more additional unlawful absences.

Quarterly Data Collection: 180 , School Year: 2010 - 2011

District: 4317 Sumter 17

PAGE 2 OF TRUANCY REPORTS

Grades:	1	2	3	4	5	6	7	8	9	10	11	12	Total
African-American													
Male:	0	0	0	0	0	0	0	0	0	0	0	0	0
Female:	0	0	0	0	0	0	0	0	0	0	0	0	0
Hispanic													
Male:	0	0	0	0	0	0	0	0	0	0	0	0	0
Female:	0	0	0	0	0	0	0	0	0	0	0	0	0
White													
Male:	0	0	0	0	0	0	0	0	0	0	0	0	0
Female:	0	0	0	0	0	0	0	0	0	0	0	0	0
Other													
Male:	0	0	0	0	0	0	0	0	0	0	0	0	0
Female:	0	0	0	0	0	0	0	0	0	0	0	0	0
Totals	0	0	0	0	0	0	0	0	0	0	0	0	0
ADM By Grade	0.00	0.00	0.00	0.00	0.00	0.00	0.00	0.00	0.00	0.00	0.00	0.00	0.00
% of ADM By Grade	0%	0%	0%	0%	0%	0%	0%	0%	0%	0%	0%	0%	0%




*Number of students, ages 12-17 years, meeting the definition of **Habitual Truant:**
failed to comply with the intervention plan and accumulate two or more additional unlawful absences.*

Quarterly Data Collection: 180 , School Year: 2010 - 2011

District: 4401 Union 01

PAGE 2 OF TRUANCY REPORTS

Grades:	1	2	3	4	5	6	7	8	9	10	11	12	Total
African-American													
Male:	0	0	0	0	0	0	0	0	1	2	1	0	4
Female:	0	0	0	0	0	0	0	0	4	1	0	0	5
Hispanic													
Male:	0	0	0	0	0	0	0	0	0	0	0	0	0
Female:	0	0	0	0	0	0	0	0	0	0	0	0	0
White													
Male:	0	0	0	0	0	0	0	1	8	3	2	0	14
Female:	0	0	0	0	0	0	0	1	3	4	2	0	10
Other													
Male:	0	0	0	0	0	0	0	0	0	0	0	0	0
Female:	0	0	0	0	0	0	0	0	0	0	0	0	0
Totals	0	0	0	0	0	0	0	2	16	10	5	0	33
ADM By Grade	0.00	0.00	0.00	0.00	0.00	0.00	0.00	349.27	350.56	321.89	288.82	0.00	3,914.93
% of ADM By Grade	0%	0%	0%	0%	0%	0%	0%	<1%	5%	3%	2%	0%	<1%



S.C. Dept. of Education
Data Verification Form


Number of students, ages 12-17 years, meeting the definition of **Habitual Truant:**
 failed to comply with the intervention plan and accumulate two or more additional unlawful absences.

Quarterly Data Collection: 180 , School Year: 2010 - 2011

District: 4501 Williamsburg 01

PAGE 2 OF TRUANCY REPORTS

Grades:	1	2	3	4	5	6	7	8	9	10	11	12	Total
African-American													
Male:	0	0	0	0	0	0	0	0	0	0	0	0	0
Female:	0	0	0	0	0	0	0	0	0	0	0	0	0
Hispanic													
Male:	0	0	0	0	0	0	0	0	0	0	0	0	0
Female:	0	0	0	0	0	0	0	0	0	0	0	0	0
White													
Male:	0	0	0	0	0	0	0	0	0	0	0	0	0
Female:	0	0	0	0	0	0	0	0	0	0	0	0	0
Other													
Male:	0	0	0	0	0	0	0	0	0	0	0	0	0
Female:	0	0	0	0	0	0	0	0	0	0	0	0	0
Totals	0	0	0	0	0	0	0	0	0	0	0	0	0
ADM By Grade	0.00	0.00	0.00	0.00	0.00	0.00	0.00	0.00	0.00	0.00	0.00	0.00	0.00
% of ADM By Grade	0%	0%	0%	0%	0%	0%	0%	0%	0%	0%	0%	0%	0%




*Number of students, ages 12-17 years, meeting the definition of **Habitual Truant:**
failed to comply with the intervention plan and accumulate two or more additional unlawful absences.*

Quarterly Data Collection: 180 , School Year: 2010 - 2011

District: 4601 York 01

PAGE 2 OF TRUANCY REPORTS

Grades:	1	2	3	4	5	6	7	8	9	10	11	12	Total
African-American													
Male:	0	0	0	0	0	0	0	0	0	1	0	0	1
Female:	0	0	0	0	0	0	0	0	0	0	0	0	0
Hispanic													
Male:	0	0	0	0	0	0	0	0	0	0	0	0	0
Female:	0	0	0	0	0	0	0	0	0	0	0	0	0
White													
Male:	0	0	0	0	0	0	2	1	2	2	0	0	7
Female:	0	0	0	0	0	0	0	0	3	0	0	0	3
Other													
Male:	0	0	0	0	0	0	0	0	0	0	0	0	0
Female:	0	0	0	0	0	0	0	0	0	0	0	0	0
Totals	0	0	0	0	0	0	2	1	5	3	0	0	11
ADM By Grade	0.00	0.00	0.00	0.00	0.00	0.00	405.07	378.04	395.63	377.39	0.00	0.00	4,573.29
% of ADM By Grade	0%	0%	0%	0%	0%	0%	<1%	<1%	1%	<1%	0%	0%	<1%



S.C. Dept. of Education
Data Verification Form


Number of students, ages 12-17 years, meeting the definition of **Habitual Truant:**
 failed to comply with the intervention plan and accumulate two or more additional unlawful absences.

Quarterly Data Collection: 180 , School Year: 2010 - 2011

District: 4602 York 02

PAGE 2 OF TRUANCY REPORTS

Grades:	1	2	3	4	5	6	7	8	9	10	11	12	Total
African-American													
Male:	0	0	0	0	0	0	0	0	0	0	0	0	0
Female:	0	0	0	0	0	0	0	0	0	0	0	0	0
Hispanic													
Male:	0	0	0	0	0	0	0	0	0	0	0	0	0
Female:	0	0	0	0	0	0	0	0	0	0	0	0	0
White													
Male:	0	0	0	0	0	0	0	0	0	0	0	0	0
Female:	0	0	0	0	0	0	0	0	0	0	0	0	0
Other													
Male:	0	0	0	0	0	0	0	0	0	0	0	0	0
Female:	0	0	0	0	0	0	0	0	0	0	0	0	0
Totals	0	0	0	0	0	0	0	0	0	0	0	0	0
ADM By Grade	0.00	0.00	0.00	0.00	0.00	0.00	0.00	0.00	0.00	0.00	0.00	0.00	0.00
% of ADM By Grade	0%	0%	0%	0%	0%	0%	0%	0%	0%	0%	0%	0%	0%



S.C. Dept. of Education
Data Verification Form


Number of students, ages 12-17 years, meeting the definition of **Habitual Truant:**
 failed to comply with the intervention plan and accumulate two or more additional unlawful absences.

Quarterly Data Collection: 180 , School Year: 2010 - 2011

District: 4603 York 03

PAGE 2 OF TRUANCY REPORTS

Grades:	1	2	3	4	5	6	7	8	9	10	11	12	Total
African-American													
Male:	0	0	0	0	0	0	2	1	2	4	1	0	10
Female:	0	0	0	0	0	0	1	2	3	3	0	0	9
Hispanic													
Male:	0	0	0	0	0	0	0	0	4	2	0	0	6
Female:	0	0	0	0	0	0	0	0	3	1	0	0	4
White													
Male:	0	0	0	0	0	5	0	3	6	4	0	0	18
Female:	0	0	0	0	0	1	2	4	8	2	3	0	20
Other													
Male:	0	0	0	0	0	0	1	0	3	0	0	0	4
Female:	0	0	0	0	0	0	0	0	2	0	0	0	2
Totals	0	0	0	0	0	6	6	10	31	16	4	0	73
ADM By Grade	0.00	0.00	0.00	0.00	0.00	1,382.67	1,341.96	1,256.22	1,504.97	1,363.71	1,095.97	0.00	15,526.23
% of ADM By Grade	0%	0%	0%	0%	0%	<1%	<1%	<1%	2%	1%	<1%	0%	<1%



S.C. Dept. of Education
Data Verification Form


Number of students, ages 12-17 years, meeting the definition of **Habitual Truant:**
 failed to comply with the intervention plan and accumulate two or more additional unlawful absences.

Quarterly Data Collection: 180 , School Year: 2010 - 2011

District: 4604 York 04

PAGE 2 OF TRUANCY REPORTS

Grades:	1	2	3	4	5	6	7	8	9	10	11	12	Total
African-American													
Male:	0	0	0	0	0	0	0	0	0	0	0	0	0
Female:	0	0	0	0	0	0	0	0	0	0	0	0	0
Hispanic													
Male:	0	0	0	0	0	0	0	0	0	0	0	0	0
Female:	0	0	0	0	0	0	1	0	0	0	0	0	1
White													
Male:	0	0	0	0	0	0	2	0	0	0	0	0	2
Female:	0	0	0	0	0	1	1	0	0	0	0	0	2
Other													
Male:	0	0	0	0	0	0	0	0	0	0	0	0	0
Female:	0	0	0	0	0	0	0	0	0	0	0	0	0
Totals	0	0	0	0	0	1	4	0	0	0	0	0	5
ADM By Grade	0.00	0.00	0.00	0.00	0.00	854.12	734.91	0.00	0.00	0.00	0.00	0.00	9,455.38
% of ADM By Grade	0%	0%	0%	0%	0%	<1%	<1%	0%	0%	0%	0%	0%	<1%



S.C. Dept. of Education
Data Verification Form


Number of students, ages 12-17 years, meeting the definition of **Habitual Truant:**
 failed to comply with the intervention plan and accumulate two or more additional unlawful absences.

Quarterly Data Collection: 180 , School Year: 2010 - 2011

District: 4701 SC Public Charter School District

PAGE 2 OF TRUANCY REPORTS

Grades:	1	2	3	4	5	6	7	8	9	10	11	12	Total
African-American													
Male:	0	0	0	0	0	0	0	0	0	0	0	0	0
Female:	0	0	0	0	0	0	0	0	0	0	0	0	0
Hispanic													
Male:	0	0	0	0	0	0	0	0	0	0	0	0	0
Female:	0	0	0	0	0	0	0	0	0	0	0	0	0
White													
Male:	0	0	0	0	0	0	0	0	0	0	0	0	0
Female:	0	0	0	0	0	0	0	0	0	0	0	0	0
Other													
Male:	0	0	0	0	0	0	0	0	0	0	0	0	0
Female:	0	0	0	0	0	0	0	0	0	0	0	0	0
Totals	0	0	0	0	0	0	0	0	0	0	0	0	0
ADM By Grade	0.00	0.00	0.00	0.00	0.00	0.00	0.00	0.00	0.00	0.00	0.00	0.00	0.00
% of ADM By Grade	0%	0%	0%	0%	0%	0%	0%	0%	0%	0%	0%	0%	0%



S.C. Dept. of Education
Data Verification Form


Number of students, ages 12-17 years, meeting the definition of **Habitual Truant:**
 failed to comply with the intervention plan and accumulate two or more additional unlawful absences.

Quarterly Data Collection: 180 , School Year: 2010 - 2011

District: 5204 Felton Lab Sch SC H24

PAGE 2 OF TRUANCY REPORTS

Grades:	1	2	3	4	5	6	7	8	9	10	11	12	Total
African-American													
Male:	0	0	0	0	0	0	0	0	0	0	0	0	0
Female:	0	0	0	0	0	0	0	0	0	0	0	0	0
Hispanic													
Male:	0	0	0	0	0	0	0	0	0	0	0	0	0
Female:	0	0	0	0	0	0	0	0	0	0	0	0	0
White													
Male:	0	0	0	0	0	0	0	0	0	0	0	0	0
Female:	0	0	0	0	0	0	0	0	0	0	0	0	0
Other													
Male:	0	0	0	0	0	0	0	0	0	0	0	0	0
Female:	0	0	0	0	0	0	0	0	0	0	0	0	0
Totals	0	0	0	0	0	0	0	0	0	0	0	0	0
ADM By Grade	0.00	0.00	0.00	0.00	0.00	0.00	0.00	0.00	0.00	0.00	0.00	0.00	0.00
% of ADM By Grade	0%	0%	0%	0%	0%	0%	0%	0%	0%	0%	0%	0%	0%



S.C. Dept. of Education
Data Verification Form


Number of students, ages 12-17 years, meeting the definition of **Habitual Truant:**
 failed to comply with the intervention plan and accumulate two or more additional unlawful absences.

Quarterly Data Collection: 180 , School Year: 2010 - 2011

District: 5207 Deaf & Blind School

PAGE 2 OF TRUANCY REPORTS

Grades:	1	2	3	4	5	6	7	8	9	10	11	12	Total
African-American													
Male:	0	0	0	0	0	0	0	0	0	0	0	0	0
Female:	0	0	0	0	0	0	0	0	0	0	0	0	0
Hispanic													
Male:	0	0	0	0	0	0	0	0	0	0	0	0	0
Female:	0	0	0	0	0	0	0	0	0	0	0	0	0
White													
Male:	0	0	0	0	0	0	0	0	0	0	0	0	0
Female:	0	0	0	0	0	0	0	0	0	0	0	0	0
Other													
Male:	0	0	0	0	0	0	0	0	0	0	0	0	0
Female:	0	0	0	0	0	0	0	0	0	0	0	0	0
Totals	0	0	0	0	0	0	0	0	0	0	0	0	0
ADM By Grade	0.00	0.00	0.00	0.00	0.00	0.00	0.00	0.00	0.00	0.00	0.00	0.00	0.00
% of ADM By Grade	0%	0%	0%	0%	0%	0%	0%	0%	0%	0%	0%	0%	0%



S.C. Dept. of Education
Data Verification Form

Number of students, ages 12-17 years, meeting the definition of **Habitual Truant:**
 failed to comply with the intervention plan and accumulate two or more additional unlawful absences.

Quarterly Data Collection: 180 , School Year: 2010 - 2011

District: 5208 Dept Of Juvenile Jun12

PAGE 2 OF TRUANCY REPORTS

Grades:	1	2	3	4	5	6	7	8	9	10	11	12	Total
African-American													
Male:	0	0	0	0	0	0	0	0	0	0	0	0	0
Female:	0	0	0	0	0	0	0	0	0	0	0	0	0
Hispanic													
Male:	0	0	0	0	0	0	0	0	0	0	0	0	0
Female:	0	0	0	0	0	0	0	0	0	0	0	0	0
White													
Male:	0	0	0	0	0	0	0	0	0	0	0	0	0
Female:	0	0	0	0	0	0	0	0	0	0	0	0	0
Other													
Male:	0	0	0	0	0	0	0	0	0	0	0	0	0
Female:	0	0	0	0	0	0	0	0	0	0	0	0	0
Totals	0	0	0	0	0	0	0	0	0	0	0	0	0
ADM By Grade	0.00	0.00	0.00	0.00	0.00	0.00	0.00	0.00	0.00	0.00	0.00	0.00	0.00
% of ADM By Grade	0%	0%	0%	0%	0%	0%	0%	0%	0%	0%	0%	0%	0%