



CRYBABY® SET-UP INSTRUCTIONS

1. Insert a 9 volt battery and/or plug in AC Adapter. The CRYBABY® will operate on either power source.

Notice: This unit is shipped from the factory without a battery to prevent possible damage from leakage. A 9-volt transistor radio battery must be installed for operation if an AC adapter is not going to be used. We recommend a high quality alkaline battery. The adapter jack requires a 5.5/2.1mm coax plug. Most standard 9VDC AC adapters with greater than 20ma current capability will work.

Plug Polarity (+) — (•) — (-) DC in 9 volts

To install the battery, remove 4 screws from the rubber feet securing the bottom cover and insert the battery.

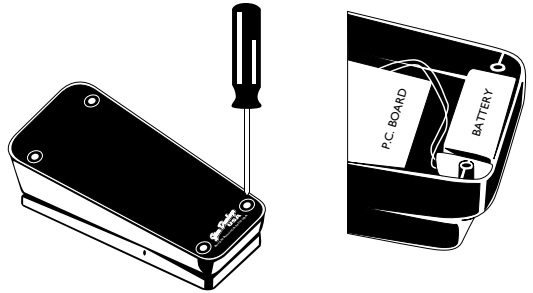
The CRYBABY® has been a standard in the world of music since its introduction in the late 1960's. Its rugged construction and efficient design will give years of outstanding performance.

OPERATING INSTRUCTIONS

- By rocking your foot back and forth on the pedal, you can change the effect that the CRYBABY® has on the tone of your instrument instantaneously. Toe down will give you more treble, heel down will give you more bass. The speed and amount of effect you use depends on your style of playing.
- When placing the pedal in one position, you will hear a boost in that particular frequency. This boost can be used to add sustain and create feedback of a desired overtone.

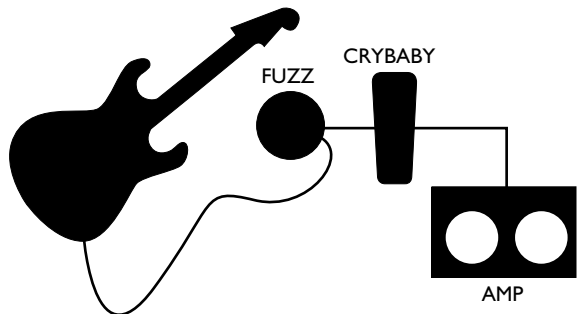
TIPS

- Listen to the classic recordings of Jimi Hendrix and Eric Clapton where the CRYBABY® is used extensively. After listening to the sound you will begin to recognize the CRYBABY® in just about every rock player's repertoire.
- When using a lot of distortion, the effect will not be as prominent. Try setting the pedal in one position. This will help in making artificial harmonics and controlling the amount of feedback.




2. Run a cord from your instrument to the CryBaby's Instrument jack.
3. Run another cord from your amplifier input into the CryBaby's Amplifier jack.
4. Turn on the amplifier and begin playing.
5. To turn the pedal on, push the toe of the pedal down again, until you feel another "click".

Jimi's preferred hookup was: Guitar to Fuzz
CRYBABY® to Amplifier.



Detach here

PAYMENT INFORMATION		DESCRIPTION	QTY	UNIT PRICE	TOTAL
NAME	ADDRESS				
CITY, STATE & ZIP					
<input type="radio"/> VISA <input type="radio"/> MASTERCARD <input type="radio"/> CHECK/MONEY ORDER (Payable to Dunlop Mfg., Inc.)					
CARD ACCT. #:					
EXP. DATE:					
SIGNATURE:					
PHONE NUMBER:					
 <p>Dunlop Manufacturing, Inc. PO Box 846, Benicia, CA 94510 Tel: 707-745-2722 Fax: 707-745-2658/707-745-2671</p>		TOTAL AMOUNT FOR GOODS			
		TAX FOR CALIFORNIA RESIDENTS 7.375%			
		SHIPPING CHARGES \$6.25			
		TOTAL			

LIMITED WARRANTY

NOTICE: If mailing from outside the U.S. you must use a separate envelope and correct postage.

MAIL THIS SIDE TO DUNLOP MFG. INC.

Warranty becomes effective only when Dunlop Manufacturing receives this registration card within fourteen (14) days of original purchase. Card must be filled out completely and signed by the owner.

Your Name _____
 Street _____
 City, State, Zip _____
 Telephone _____
 Purchased from (Store Name) _____
 Street _____
 City, State, Zip _____

Type of Pedal (Check One)

- | | |
|--|---|
| <input type="checkbox"/> JH-1 Hendrix Wah Wah | <input type="checkbox"/> GCB-80 Highgain Volume |
| <input type="checkbox"/> JH-1S Hendrix Wah Wah Special | <input type="checkbox"/> GCB-81 Highgain Vol & Boost |
| <input type="checkbox"/> JH-1FW Hendrix Fuzz Wah | <input type="checkbox"/> TVP-1 Tremelo/Volume Plus |
| <input type="checkbox"/> JH-F2 Dallas Arbiter FuzzFace | <input type="checkbox"/> TS-1 Tremelo Stereo |
| <input type="checkbox"/> JH-2S Hendrix System Fuzz | <input type="checkbox"/> HT-1 Heil® Talkbox |
| <input type="checkbox"/> JH-3S Hendrix Octave Fuzz | <input type="checkbox"/> M101 MXR® Phase 90 |
| <input type="checkbox"/> JH-4S Rotovibe™ | <input type="checkbox"/> M102 MXR® Dyna Comp |
| <input type="checkbox"/> GCB-95 CRYBABY® Wah Wah | <input type="checkbox"/> M103 MXR® Blue Box |
| <input type="checkbox"/> GCB-95FW CRYBABY® Fuzz Wah | <input type="checkbox"/> M104 MXR® Distortion+ |
| <input type="checkbox"/> GCB-95O CRYBABY® Octave Wah | <input type="checkbox"/> M107 MXR® Phase 100 |
| <input type="checkbox"/> GCB-100 Bass CRYBABY® | <input type="checkbox"/> M109 MXR® 6B Graphic EQ |
| <input type="checkbox"/> EW-95V Mr. CRYBABY® Super | <input type="checkbox"/> M133 MXR® Micro Amp |
| <input type="checkbox"/> CB535 CRYBABY® 535-CHROME | <input type="checkbox"/> UV-1 Uni-Vibe® |
| <input type="checkbox"/> BB535 CRYBABY® 535-BLACK | <input type="checkbox"/> UV-1FC Uni-Vibe® Foot Controller |
| <input type="checkbox"/> CR-1S CRYBABY Rack Mount | <input type="checkbox"/> Other _____ |

Detach here

Serial Number

Date of Purchase _____
 Signature of Owner X _____
 Customer Survey (Please fill in)
 I am: Professional Amateur
 Kind of music I play _____
 I purchased because _____
 My purchase price was _____

Dunlop Manufacturing is interested in developing products to fill your needs. If you have a product suggestion or need, please make your comments below.

NO POSTAGE
NECESSARY
IF MAILED
IN THE
UNITED STATES

BUSINESS REPLY MAIL
FIRST-CLASS MAIL PERMIT NO. 47 BENICIA, CA

POSTAGE WILL BE PAID BY ADDRESSEE

Worlds Greatest Music Accessories!

DUNLOP MANUFACTURING INC.
P.O. BOX 846
BENICIA, CA 94510-9837



DUNLOP MANUFACTURING, INC.
P.O. BOX 846, BENICIA, CA 94510 U.S.A.

The Ultimate Crybaby Wah-Wah Technique and Instruction Manual

Since its introduction in the late 60's, the Wah-Wah has become the most stepped on pedal of all time. *The Wah-Wah Book* has it all: history, technique, perspectives, philosophy, product information and some great music!

Included are note-for-note transcriptions and playing tips of great Wah-Wah solos by Jimi Hendrix, Eric Clapton, Stevie Ray Vaughan, Randy Rhoads, Slash, Kirk Hammett, Mike McCready, Zakk Wylde, Eddie Van Halen and others.

To order this First Edition 9"x12" copy of *The Wah-Wah Book*, please fill out the information on the back side of this card.



**ONLY
\$9.95**

**FOR SALE IN
NORTH AMERICA ONLY!**

Replacement Parts / Accessories

ECB - 02	AC Adapter 9VDC AC 3.5mm Positive Tip Plug	\$14.97
ECB - 03	AC Adapter 9VDC AC 5.5/2.1mm Coax Plug	14.97
ECB - 04	AC Adapter 18VDC AC 5.5/2.1mm Coax Plug	23.97
ECB - 18	1/4" Stereo Jack "INST IN" PC Mountable	3.96
ECB - 24	CRYBABY Hot Potz 100K with Gear	34.98
ECB - 24A	470K OHM Audio Pot (GCB80, 81 & JH1S Model)	26.98
EBC - 24B	CRYBABY Hot Potz II with Gear	26.98
ECB - 24EW	Mr. Crybaby Dual Hot Potz (EW95V Model)	50.00
ECB - 25G	CRYBABY PC Board Jacks Mounted - ECB-03 Jack	30.00
ECB - 69	CRYBABY ON/OFF Switch	13.47
ECB - 115	CRYBABY Bottom Plate	9.00
ECB - 124	CRYBABY Offset Grommets	1.50
ECB - 126	Gear	1.50
ECB - 127	Rack	1.50
ECB - 130	Knob	2.10
ECB - 140	ROTOVIBE Switch	15.00
ECB - 151	4 Rubber Feet w/ Screw	2.46
ECB - 156	CRYBABY 500 MH Inductor	15.00
ECT - 305	TALKBOX Diaphragm	75.00
ECT - 325	TALKBOX Tube 6.5' Length	12.00
ECM - 555	MXR Switch	21.00
DCR - 1SC25	CRYBABY RACK Stereo Cable 25' Length	31.98

AC ADAPTER SPECIFICATIONS

ECB -04 5.5/2.1mm coax plug. 18VDC regulated AC adapter
Plug Polarity DC in 18 Volts

ECB -03 5.5/2.1mm coax plug. 9VDC regulated AC adapter
Plug Polarity DC in 9 Volts

ECB-02 Positive tip, 3.5 mm plug.
9VDC regulated AC adapter



LIMITED WARRANTY



Heavy die-cast pedal for years of hard use. 0 to +11 db adjustable Boost; 4 position multi-range Wah mode selection; LED indicators for both Wah & Boost modes. Available in Chrome and Black



Heavy die-cast pedal for years of hard use. Six models available including the Original CRYBABY® Wah Wah, CRYBABY® Fuzz Wah and the CRYBABY® Octave Wah.



Available in two versions-TVP-I Heavy die-cast pedal for full control of Tremolo effect plus volume boost and TS-I Tremolo Stereo stomp box, both built to withstand years of hard use.



An electronic foot pedal-sized rotating speaker simulator with chorus and vibrato modes.



Volume pedals for dynamic control. Available in two models - passive or active with volume boost.



Recreate classic sounds with Hendrix effects, including the Hendrix Wah Wah, Fuzz, Fuzz Wah and Octave Fuzz.



Jim Dunlop reintroduces five MXR® original effects in response to requests by today's musicians wanting to create authentic sounds.



The effect that makes your guitar talk! Sounds are shaped by your mouth via the speaker driven tube.

Uni-Vibe

The legendary Uni-Vibe electronic rotating speaker effect with adjustable speed, volume and intensity. Speed Controller foot pedal available.

DunlopTM

LIMITED WARRANTY

KEEP THIS SIDE FOR YOUR RECORDS!

Keep this warranty with your sales slip. In the event that your Dunlop Electronics product needs service work, you must include a copy of your dated proof of purchase.

Type of Product

Serial No.

Purchase Date

Dunlop Manufacturing, Inc. will repair or replace, at its option, defective workmanship or materials on all new Dunlop Electronics, through the selling dealer or authorized service technician, for one year from the date of purchase, at no cost to the original purchaser. Repair or replacement parts installed will then be warranted for the unexpired portion of the original warranty term.

- Damages caused by accident, abuse, alteration or misuse are not covered by this warranty. Product appearance is not covered by this warranty.
- Shipping costs are not covered by this warranty.
- A dated sales slip must accompany a product being returned for warranty service.
- Please allow 4 weeks for warranty service.
- For more information, write to:
Dunlop Manufacturing, Inc.
150 Industrial Way
P.O. Box 846
Benicia, CA 94510 U.S.A.

No other warranty is expressed or implied.

DunlopTM