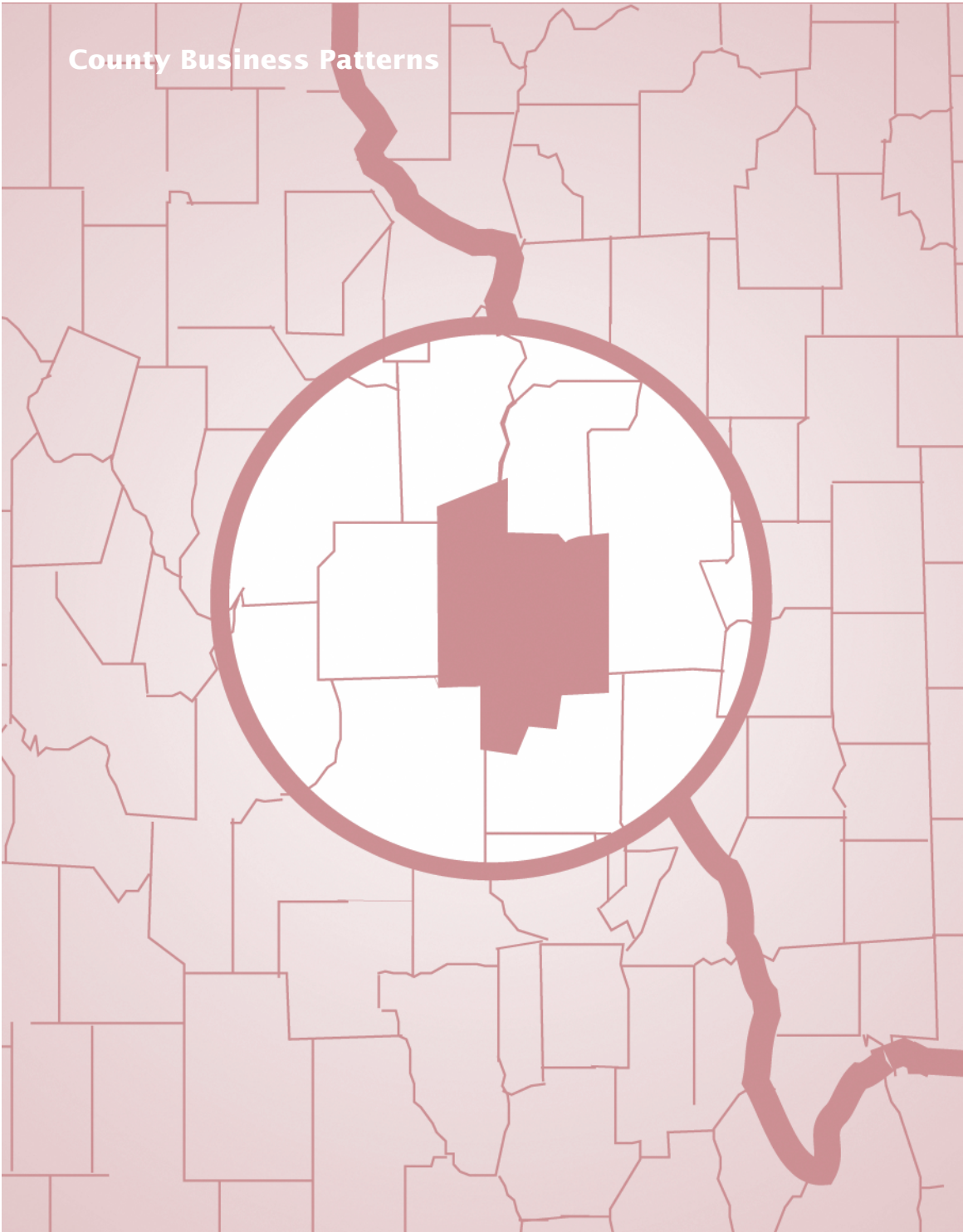


North Dakota: 2003

Issued September 2005

CBP/03-36

County Business Patterns



U S C E N S U S B U R E A U

Helping You Make Informed Decisions

U.S. Department of Commerce
Economics and Statistics Administration
U.S. CENSUS BUREAU



ACKNOWLEDGMENTS

This report was prepared under the general direction of **Franklin Winters**, Assistant Division Chief for Research and Methodology, Economic Planning and Coordination Division. **Paul Hanczaryk**, Chief, Register Analysis Branch, supervised the preparation of this report and was assisted by **Susan Keehan**, **Phil Thompson**, and **Jim Warden**. **Stefan Belliveau**, **Joel Fowler**, **Mary Green**, **Lavelle Lee**, **Tracy Palmer**, and **Jon Youngman** contributed in resolving establishment processing problems and in data analysis. **David Chapman** contributed to the editing system and provided other methodological improvements.

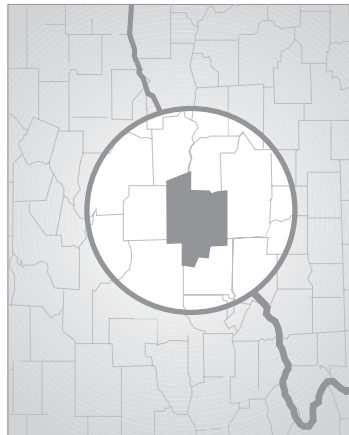
Additional data analysis was provided by the staffs of **Bernard J. Fitzpatrick**, Assistant Division Chief for Collection Activities, Economic Planning and Coordination Division, assisted by **David Eade**; and **Mark Grice**, Assistant Division Chief, Processing, National Processing Center, assisted by **Marsha Sowders** and **Jan Speaker**. Statistical methodology and quality assurance operations were performed by **Michael Kornbau**, **Steve Klement**, **Thomas Cevis**, and **Michelle Vile**.

Steven McCraith, Chief, Census Related Surveys Branch, Economic Statistical Methods and Programming Division, assisted by **Dan Vacca**, supervised computer support operations. **Jerry Richards** and **Bob Penrod** provided additional support for computer operations.

Bernadette J. Beasley, **Michael T. Browne**, and **Kevin Proctor** of the Administrative and Customer Services Division, **Walter C. Odom**, Chief, provided publications and printing management, graphics design and composition, and editorial review for print and electronic media. General direction and production management were provided by **James R. Clark**, Assistant Division Chief, and **Susan L. Rappa**, Chief, Publications Services Branch.

Special acknowledgment is also due the many businesses whose cooperation has contributed to the publication of these data.

County Business Patterns



U.S. Department of Commerce
Carlos M. Gutierrez,
Secretary

David A. Sampson,
Deputy Secretary

**Economics and Statistics
Administration**
Kathleen B. Cooper,
Under Secretary for
Economic Affairs

U.S. CENSUS BUREAU
Charles Louis Kincannon,
Director

SUGGESTED CITATION

U.S. Census Bureau,
County Business Patterns 2003

NORTH DAKOTA

Washington, DC,
2005



**Economics
and Statistics
Administration**

Kathleen B. Cooper,
Under Secretary
for Economic Affairs



U.S. CENSUS BUREAU

Charles Louis Kincannon,
Director

Hermann Habermann,
Deputy Director and
Chief Operating Officer

Thomas L. Mesenbourg,
Associate Director
for Economic Programs

Thomas L. Mesenbourg,
Acting Assistant Director
for Economic Programs

Shirin A. Ahmed,
Chief, Economic
Planning and Coordination Division

CONTENTS

General Explanation

| | |
|--|------|
| Introduction | IV |
| Industry Classifications | IV |
| Comparability With Other Data | V |
| Data Products | V |
| Sources of Data | VI |
| Definitions of Basic Data Items | VI |
| Industry and Geography Classifications | VII |
| Data Withheld From Publication | VIII |
| Reliability of Data | VIII |
| Abbreviations and Symbols | VIII |
| State Map | IX |

Tables

| | |
|---|----|
| 1. The State—Establishments, Employees, and Payroll by Major Group: 2003 and 2002 | 1 |
| 2. The State—Employees, Payroll, and Establishments by Industry: 2003 | 3 |
| 3. The State—Employees and Annual Payroll by Employment-Size Class: 2003 | 27 |
| 4. The State—Establishments With 1,000 Employees or More by Major Group and Employment-Size Class: 2003 | 32 |
| 5. The State—Employees, Payroll, and Establishments by County: 2003 and 2002 | 33 |
| 6. Counties—Employees, Payroll, and Establishments by Industry: 2003 | 34 |

Description of Publications Issued in Previous Years—Inside Back Cover

General Explanation

INTRODUCTION

County Business Patterns is an annual series that provides subnational economic data by industry. The series is useful for studying the economic activity of small areas; analyzing economic changes over time; and as a benchmark for statistical series, surveys, and databases between economic censuses. Businesses use the data for analyzing market potential, measuring the effectiveness of sales and advertising programs, setting sales quotas, and developing budgets. Government agencies use the data for administration and planning.

County Business Patterns covers most of the country's economic activity. The series excludes data on self-employed individuals, employees of private households, railroad employees, agricultural production employees, and most government employees.

This series has been published annually since 1964 and at irregular intervals dating back to 1946. The comparability of data over time may be affected by definitional changes in establishments, activity status, and industrial classifications. For more details on these changes, see the section "Comparability With Other Data."

INDUSTRY CLASSIFICATIONS

Beginning in 1998, data from the County Business Patterns series are published primarily on the basis of the North American Industry Classification System (NAICS). Earlier County Business Patterns data were published according to the Standard Industrial Classification (SIC) system. While many of the individual NAICS industries correspond directly to industries as defined under the SIC system, most of the aggregate NAICS groupings do not.

Particular care should be taken in comparing data for retail trade, wholesale trade, and manufacturing, which are sector titles used in both NAICS and SIC, but cover somewhat different groups of industries. For more information on NAICS and changes from the SIC system, go to www.census.gov/epcd/www/naics.html.

The 2003 County Business Patterns series includes the following NAICS sectors:

| <i>Sector</i> | <i>Description</i> |
|---------------|--|
| 11 | Forestry, Fishing, Hunting, and Agriculture Support |
| 21 | Mining |
| 22 | Utilities |
| 23 | Construction |
| 31-33 | Manufacturing |
| 42 | Wholesale Trade |
| 44-45 | Retail Trade |
| 48-49 | Transportation and Warehousing |
| 51 | Information |
| 52 | Finance and Insurance |
| 53 | Real Estate and Rental and Leasing |
| 54 | Professional, Scientific, and Technical Services |
| 55 | Management of Companies and Enterprises |
| 56 | Administrative and Support and Waste Management and Remediation Services |
| 61 | Educational Services |
| 62 | Health Care and Social Assistance |
| 71 | Arts, Entertainment, and Recreation |
| 72 | Accommodation and Food Services |
| 81 | Other Services (except Public Administration) |
| 99 | Unclassified |

County Business Patterns data are tabulated by industry as defined in the manual entitled *North American Industry Classification System: United States, 2002* with some exceptions.

The 2003 County Business Patterns covers all NAICS industries except crop and animal production (NAICS 111,112), rail transportation (NAICS 482), Postal Service (NAICS 491), pension, health, welfare, and vacation funds (NAICS 525110, 525120, 525190), trusts, estates, and agency accounts (NAICS 525920), private households (NAICS 814), and public administration (NAICS 92).

COMPARABILITY WITH OTHER DATA

Earlier County Business Patterns

The comparability of data with previous County Business Patterns series may be affected by the following revisions:

- Beginning with the 2003 County Business Patterns series, the industry classifications are based on the 2002 North American Industry Classification System (NAICS). The revisions from the 1997 NAICS are primarily in the Construction, Wholesale Trade, Retail Trade, and Information sectors. A complete description of the changes in NAICS codes from 1997 to 2002 is located at the following link: <www.census.gov/epcd/naics02>.
- Beginning with the 2003 County Business Patterns survey, cases previously classified under NAICS code 95 (auxiliaries) are coded in the operating NAICS sector of the establishment.
- The change in industrial classification systems from the Standard Industrial Classification (SIC) system to the NAICS that occurred in 1998. A complete description of the correspondence between the SIC system and the NAICS is located at the following link: <www.census.gov/epcd/www/naicstab.htm>.
- The change in definition of “active” establishments in 1983.
- The change from a “reporting unit” concept to “establishment”-based data in 1974.

A description of previous County Business Patterns publications is provided on the inside back cover.

2002 Economic Census

Definitional and coverage differences may affect the direct comparison of 2002 Economic Census and County Business Patterns data. Definitions of an establishment, employment, and payroll are detailed in the introductory text of each publication.

The 2002 Economic Census generally uses respondent-reported data. County Business Patterns uses administrative record data for small establishments. Although efforts are made to resolve significant differences in the data, differences are known to exist.

Some large companies report different activities at the same location as separate profit centers. The County Business Patterns program treats each profit center as a separate establishment. The 2002 Economic Census may combine the profit centers into one establishment. This results in establishment count differences.

DATA PRODUCTS

Reports

The County Business Patterns data series includes a separate printed report for each state, the District of Columbia, Puerto Rico, and the United States. Individual state reports present payroll and employment data for the state and counties by industry. The reports also include the number of establishments by industry and employment size class.

The United States report presents similar data for the country as a whole. In addition, the U.S. report provides employment and payroll data by employment size class for major industry groups.

Data for industries with fewer than 100 employees, as well as data for detailed industries withheld to avoid disclosing data for individual companies, are not shown in the printed reports. However, these data are available on CD-ROM and other computer products.

Electronic Data Formats

County Business Patterns series data are available on CD-ROM, which includes software for creating County Business Patterns data files compatible with popular database and spreadsheet software. In addition, ZIP Code Business Patterns data are available on DVD-ROM starting in 2002 and on CD-ROM for previous years. ZIP Code Business Patterns data are available shortly after the release of County Business Patterns and include the number of establishments by NAICS industry.

Publications also are available in Portable Document Format (PDF) at <www.census.gov/prod/www/abs/cbpttotal.html>. In order to view these files, you will need the Adobe® Acrobat® Reader, which is available for free from the Adobe Web site at <www.adobe.com>. Alternatively, the Census Bureau will print the publication, give it a glue binding, and ship it to you for a fee.

For information and options to order County Business Patterns data products, contact:

Customer Services Center
Marketing Services Office
U.S. Census Bureau
Washington, DC 20233

Telephone: 301-763-INFO (4636)
Internet address: www.census.gov

Special Tabulations

Special tabulations of County Business Patterns are available on a cost-reimbursable basis. For more information, contact:

U.S. Census Bureau
Economic Planning and Coordination Division
Register Analysis Branch
Washington, DC 20233

Telephone: 301-763-2580
Fax: 301-457-4433
E-mail: epcd.county.business.patterns@census.gov

SOURCES OF DATA

County Business Patterns basic data items are extracted from the Business Register, a file of all known single and multiestablishment employer companies maintained and updated by the U.S. Census Bureau. The annual Company Organization Survey provides individual establishment data for multiestablishment companies. Data for single-establishment companies are obtained from various Census Bureau programs, such as the Annual Survey of Manufactures and Current Business Surveys, as well as from administrative records of the Internal Revenue Service, the Social Security Administration, and the Bureau of Labor Statistics.

DEFINITIONS OF BASIC DATA ITEMS

Establishments

An establishment is a single physical location at which business is conducted or services or industrial operations are performed. It is not necessarily identical with a company or enterprise, which may consist of one or more establishments. When two or more activities are carried on at a single location under a single ownership, all activities generally are grouped together as a single establishment. The entire establishment is classified on the basis of its major activity and all data are included in that classification.

Establishment-size designations are determined by paid employment in the mid-March pay period. The size group "1 to 4" includes establishments that did not report any paid employees in the mid-March pay period but paid wages to at least one employee at some time during the year.

Establishment counts represent the number of locations with paid employees any time during the year. This series excludes governmental establishments except for wholesale liquor establishments (NAICS 4248), retail liquor stores (NAICS 44531), Federally-chartered savings institutions (NAICS 522120), Federally-chartered credit unions (NAICS 522130), and hospitals (NAICS 622).

Payroll

Total payroll includes all forms of compensation, such as salaries, wages, reported tips, commissions, bonuses, vacation allowances, sick-leave pay, employee contributions to qualified pension plans, and the value of taxable fringe benefits. For corporations, it includes amounts paid to officers and executives; for unincorporated businesses, it does not include profit or other compensation of proprietors or partners. Payroll is reported before deductions for Social Security, income tax, insurance, union dues, etc. First-quarter payroll consists of payroll during the January-to-March quarter.

Mid-March Employment

Paid employment consists of full- and part-time employees, including salaried officers and executives of corporations, who are on the payroll in the pay period including March 12. Included are employees on paid sick leave, holidays, and vacations; not included are proprietors and partners of unincorporated businesses.

INDUSTRY AND GEOGRAPHY CLASSIFICATIONS

The quinquennial economic censuses are the primary source for industry and geography classifications. The annual Company Organization Survey, Annual Survey of Manufactures, Current Business Surveys, and other Census Bureau programs provide regular updates.

Industry Classification

Additional sources for assigning industry classifications are the Social Security Administration, the Internal Revenue Service, and the Bureau of Labor Statistics. These sources provide industry classification information for new businesses and businesses not canvassed in the Census Bureau programs. Establishments without sufficient industry information are tabulated in the “unclassified establishments” group.

Industry classifications are explained in an appendix in the U.S. Summary. The industry titles used throughout this series are the short NAICS titles; complete descriptions are contained in the manual entitled *North American Industry Classification System: United States, 2002*.

Geography Classification

Most geography codes are derived from the physical location address reported in Census Bureau programs. The Internal Revenue Service provides supplemental address information. Those employers without a fixed location within a state (or of unknown county location) are included under a “statewide” classification at the end of the county tables. This incomplete detail causes only slight understatement of county employment. The independent cities in Virginia, and the cities of Baltimore, MD; Carson City, NV; and St. Louis, MO, are treated as separate counties.

Employee Leasing Services

Historically, the permanent on-site work force at a business location were paid employees of that establishment. This traditional practice of firms directly hiring employees is still the dominant employer/employee relationship in the United States. However, over the past decade a new work force arrangement has emerged.

Under this new arrangement, a company commonly known as an employee leasing company or professional employer organization (PEO) operates in a co-employment relationship with client businesses. Employee leasing establishments typically acquire and lease back some or all of the employees of their clients, and serve as the employer of record of the leased employees for payroll, benefits, and related purposes.

The 2003 County Business Patterns shows over 1.56 million employees in employee leasing services (NAICS 561330), up from 1.18 million employees published in the 2002 CBP. Clearly, the employees are not classified in the predominant industry of the client businesses. Also, leasing companies may pay these employees out of a single payroll office. This may result in the leasing company's employment and payroll data being reported in the county where the payroll office is located, thus distorting the data for that county. In some cases, many thousands of employees may be paid from a single payroll office. Therefore, for geography purposes, we may publish employee-leasing establishments in the "statewide" category in states where such payroll offices are located, as these establishments service multiple counties.

DATA WITHHELD FROM PUBLICATION

In accordance with U.S. Code, Title 13, Section 9, no data are published that would disclose the operations of an individual employer. However, the number of establishments in an industry classification and the distribution of these establishments by employment-size class are not considered to be disclosures, and so this information may be released even though other information is withheld from publications.

RELIABILITY OF DATA

All data are tabulated from universe files and are not subject to sampling errors. However, the data are subject to nonsampling errors. Nonsampling errors can be attributed to many sources: inability to identify all cases in the universe; definition and classification difficulties; differences in interpretation of questions; errors in recording or coding the data obtained; and estimation of employers who reported too late to be included in the tabulations and for records with missing or misreported data.

The accuracy of the data is determined by the joint effects of the various nonsampling errors. No direct measurement of these effects has been obtained; however, precautionary steps were taken in all phases of collection, processing, and tabulation to minimize the effects of nonsampling errors.

ABBREVIATIONS AND SYMBOLS

The following abbreviations and symbols are used in this publication:

| | |
|----------|--|
| – | Represents zero. |
| A–C, E–M | Entered in place of employment data, represents an employment-size class as defined in the footnote of the tables. |
| (D) | Withheld to avoid disclosing data for individual companies; data are included in broader industry totals. |
| n.e.c. | Not elsewhere classified. |
| NAICS | North American Industry Classification System. |

County Business Patterns--North Dakota

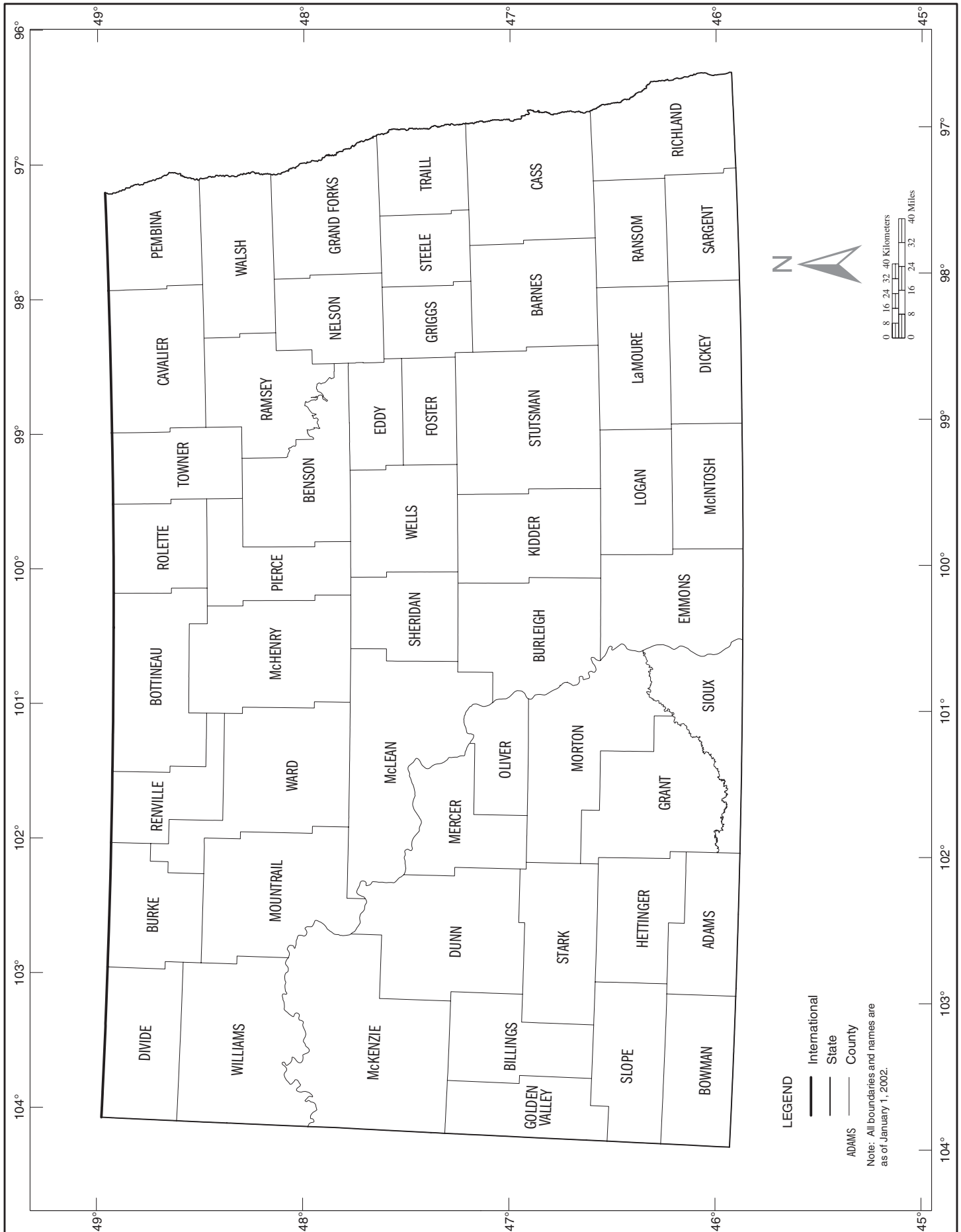


Table 1. The State—Establishments, Employees, and Payroll by Major Group: 2003 and 2002

[Excludes most government employees, railroad employees, and self-employed persons. (D) denotes figures withheld to avoid disclosing data for individual companies; the data are included in broader industry totals. For explanation of terms, abbreviations, and data reliability/comparability, see introductory text]

| NAICS code | Major group | 2003 | | | | 2002 | | | |
|--------------|--|--------------------------|---|-------------------|------------------|--------------------------|---|-------------------|------------------|
| | | Number of establishments | Number of employees for week including March 12 | Payroll (\$1,000) | | Number of establishments | Number of employees for week including March 12 | Payroll (\$1,000) | |
| | | | | First quarter | Annual | | | First quarter | Annual |
| | Total | 20 459 | 258 940 | 1 618 262 | 6 903 847 | 20 422 | 253 980 | 1 544 005 | 6 553 946 |
| 11 | Forestry, fishing, hunting, and agriculture support | 155 | (F) | (D) | (D) | 155 | (E) | (D) | (D) |
| 113 | Forestry and logging | 1 | (A) | (D) | (D) | 2 | (A) | (D) | (D) |
| 114 | Fishing, hunting & trapping | 2 | (A) | (D) | (D) | 3 | (A) | (D) | (D) |
| 115 | Agriculture & forestry support activities | 152 | (F) | (D) | (D) | 150 | (E) | (D) | (D) |
| 21 | Mining | 167 | 4 175 | 49 589 | 221 847 | 173 | 3 791 | 47 949 | 213 614 |
| 211 | Oil & gas extraction | 33 | 1 045 | 16 490 | 65 000 | 35 | 882 | 14 095 | 53 289 |
| 212 | Mining (except oil & gas) | 26 | 1 579 | 19 551 | 95 370 | 25 | 1 308 | 18 591 | 96 298 |
| 213 | Mining support activities | 108 | 1 551 | 13 548 | 61 477 | 113 | 1 601 | 15 263 | 64 027 |
| 22 | Utilities | 115 | 3 194 | 53 090 | 205 965 | 119 | 3 302 | 48 824 | 190 536 |
| 221 | Utilities | 115 | 3 194 | 53 090 | 205 965 | 119 | 3 302 | 48 824 | 190 536 |
| 23 | Construction | 2 191 | 13 812 | 93 874 | 542 574 | 2 091 | 13 338 | 92 589 | 506 297 |
| 233 | Building, developing & general contracting | — | — | — | — | 586 | 3 708 | 25 471 | 117 552 |
| 234 | Heavy construction | — | — | — | — | 183 | 2 252 | 16 577 | 139 738 |
| 235 | Special trade contractors | — | — | — | — | 1 322 | 7 378 | 50 541 | 249 007 |
| 236 | Construction of Buildings | 616 | 3 394 | 23 503 | 114 067 | — | — | — | — |
| 237 | Heavy and Civil Engineering Construction | 200 | 1 922 | 12 798 | 123 814 | — | — | — | — |
| 238 | Specialty Trade Contractors | 1 375 | 8 496 | 57 573 | 304 693 | — | — | — | — |
| 31-33 | Manufacturing | 714 | 22 575 | 171 954 | 725 889 | 689 | 21 999 | 168 552 | 720 600 |
| 311 | Food mfg | 129 | 5 325 | 38 184 | 164 646 | 112 | 4 558 | 35 928 | 144 764 |
| 312 | Beverage & tobacco product mfg | 7 | 178 | 1 580 | 6 236 | 8 | (C) | (D) | (D) |
| 313 | Textile mills | 4 | (C) | (D) | (D) | 3 | (C) | (D) | (D) |
| 314 | Textile product mills | 18 | 265 | 1 695 | 6 911 | 15 | (C) | (D) | (D) |
| 315 | Apparel manufacturing | 9 | (B) | (D) | (D) | 8 | (C) | (D) | (D) |
| 316 | Leather & allied product mfg | 2 | (B) | (D) | (D) | 1 | (A) | (D) | (D) |
| 321 | Wood product mfg | 28 | 1 744 | 9 604 | 46 852 | 28 | (G) | (D) | (D) |
| 322 | Paper mfg | 3 | (C) | (D) | (D) | 3 | (C) | (D) | (D) |
| 323 | Printing & related support activities | 76 | 821 | 5 237 | 22 174 | 77 | 809 | 5 269 | 22 476 |
| 324 | Petroleum & coal products mfg | 2 | (C) | (D) | (D) | 3 | (C) | (D) | (D) |
| 325 | Chemical mfg | 13 | (C) | (D) | (D) | 11 | (B) | (D) | (D) |
| 326 | Plastics & rubber products mfg | 27 | 899 | 5 766 | 25 936 | 26 | 815 | 5 297 | 24 228 |
| 327 | Nonmetallic mineral product mfg | 51 | 709 | 5 355 | 25 156 | 49 | 754 | 4 521 | 25 646 |
| 331 | Primary metal mfg | 6 | 133 | 723 | 4 022 | 5 | 140 | 1 122 | 4 482 |
| 332 | Fabricated metal product mfg | 88 | 1 595 | 11 675 | 53 166 | 96 | 1 594 | 11 345 | 49 088 |
| 333 | Machinery mfg | 75 | 4 677 | 40 828 | 159 137 | 85 | 4 807 | 46 507 | 184 305 |
| 334 | Computer & electronic product mfg | 11 | 1 735 | 15 780 | 64 097 | 11 | 1 703 | 9 830 | 64 824 |
| 335 | Electrical equip, appliance & component mfg | 6 | 110 | 949 | 3 984 | 6 | (B) | (D) | (D) |
| 336 | Transportation equipment mfg | 34 | 1 870 | 14 345 | 60 901 | 36 | 2 210 | 16 467 | 64 018 |
| 337 | Furniture & related product mfg | 62 | 1 017 | 6 553 | 29 154 | 59 | 1 050 | 6 489 | 27 352 |
| 339 | Miscellaneous mfg | 63 | 793 | 5 911 | 23 163 | 47 | 627 | 4 747 | 18 482 |
| 42 | Wholesale trade | 1 445 | 15 952 | 132 428 | 551 196 | 1 517 | 16 178 | 126 359 | 523 838 |
| 421 | Wholesale trade, durable goods | — | — | — | — | 749 | 7 610 | 62 076 | 260 819 |
| 422 | Wholesale trade, nondurable goods | — | — | — | — | 768 | 8 568 | 64 283 | 263 019 |
| 423 | Merchant Wholesalers, Durable Goods | 736 | 7 956 | 68 429 | 287 616 | — | — | — | — |
| 424 | Merchant Wholesalers, Nondurable Goods | 659 | (I) | (D) | (D) | — | — | — | — |
| 425 | Wholesale Electronic Markets and Agents and Brokers | 50 | (F) | (D) | (D) | — | — | — | — |
| 44-45 | Retail trade | 3 460 | 41 870 | 188 448 | 789 161 | 3 435 | 41 148 | 181 170 | 756 562 |
| 441 | Motor vehicle & parts dealers | 484 | 6 405 | 44 874 | 197 685 | 476 | 6 190 | 43 296 | 183 180 |
| 442 | Furniture & home furnishing stores | 146 | 1 227 | 6 216 | 27 898 | 160 | 1 233 | 6 172 | 26 484 |
| 443 | Electronics & appliance stores | 154 | 1 233 | 6 759 | 28 113 | 162 | 1 222 | 6 246 | 24 441 |
| 444 | Bldg material & garden equip & supp dealers | 434 | 4 006 | 22 969 | 94 600 | 456 | 4 173 | 25 829 | 107 192 |
| 445 | Food & beverage stores | 390 | 7 209 | 22 111 | 93 461 | 416 | 7 330 | 22 251 | 92 119 |
| 446 | Health & personal care stores | 247 | 2 203 | 12 567 | 51 545 | 256 | 2 310 | 11 800 | 55 468 |
| 447 | Gasoline stations | 482 | 4 858 | 17 418 | 72 808 | 423 | 4 273 | 13 392 | 56 691 |
| 448 | Clothing & clothing accessories stores | 308 | 2 593 | 7 659 | 30 030 | 324 | 2 528 | 7 720 | 30 315 |
| 451 | Sporting goods, hobby, book & music stores | 163 | 1 665 | 5 877 | 22 894 | 161 | 1 662 | 5 739 | 21 101 |
| 452 | General merchandise stores | 103 | 6 799 | 25 666 | 101 912 | 91 | 6 866 | 24 966 | 99 374 |
| 453 | Miscellaneous store retailers | 346 | 2 035 | 7 087 | 30 256 | 335 | 1 890 | 5 348 | 24 330 |
| 454 | Nonstore retailers | 203 | 1 637 | 9 245 | 37 959 | 175 | 1 471 | 8 411 | 35 867 |
| 48-49 | Transportation & warehousing | 997 | 8 702 | 62 102 | 254 296 | 999 | 8 033 | 55 769 | 230 941 |
| 481 | Air transportation | 24 | (C) | (D) | (D) | 20 | (C) | (D) | (D) |
| 483 | Water transportation | — | — | — | — | 1 | (A) | (D) | (D) |
| 484 | Truck transportation | 724 | 5 285 | 37 585 | 161 151 | 743 | 5 336 | 37 303 | 159 201 |
| 485 | Transit & ground passenger transportation | 60 | 971 | 2 886 | 11 067 | 55 | 814 | 2 350 | 9 313 |
| 486 | Pipeline transportation | 25 | 383 | 7 005 | 22 749 | 27 | (E) | (D) | (D) |
| 487 | Scenic & sightseeing transportation | 2 | (A) | (D) | (D) | — | — | — | — |
| 488 | Transportation support activities | 81 | 630 | 3 504 | 15 169 | 84 | 671 | 4 048 | 17 938 |
| 492 | Couriers & messengers | 55 | (F) | (D) | (D) | 46 | (E) | (D) | (D) |
| 493 | Warehousing & storage | 26 | (E) | (D) | (D) | 23 | (C) | (D) | (D) |
| 51 | Information | 393 | 7 441 | 65 327 | 274 293 | 396 | 6 808 | 53 932 | 223 685 |
| 511 | Publishing industries | 112 | 2 919 | 29 020 | 128 689 | 108 | 2 028 | 12 857 | 53 194 |
| 512 | Motion picture & sound recording industries | 37 | (E) | (D) | (D) | 33 | 353 | 810 | 3 728 |
| 513 | Broadcasting & telecommunications | — | — | — | — | 208 | 3 484 | 27 948 | 116 174 |
| 514 | Information & data processing services | — | — | — | — | 47 | 943 | 12 317 | 50 589 |
| 515 | Broadcasting (except Internet) | 84 | 1 489 | 10 024 | 38 705 | — | — | — | — |
| 516 | Internet Publishing and Broadcasting | 3 | (A) | (D) | (D) | — | — | — | — |
| 517 | Telecommunications | 120 | 1 819 | 19 935 | 80 493 | — | — | — | — |
| 518 | Internet Service Providers, Web Search Portals, and Data Processing Serv | 30 | (F) | (D) | (D) | — | — | — | — |
| 519 | Other Information Services | 7 | (B) | (D) | (D) | — | — | — | — |

See footnotes at end of table.

Table 1. The State—Establishments, Employees, and Payroll by Major Group: 2003 and 2002—Con.

[Excludes most government employees, railroad employees, and self-employed persons. (D) denotes figures withheld to avoid disclosing data for individual companies; the data are included in broader industry totals. For explanation of terms, abbreviations, and data reliability/comparability, see introductory text]

| NAICS code | Major group | 2003 | | | | 2002 | | | |
|------------|---|--------------------------|---|-------------------|------------------|--------------------------|---|-------------------|------------------|
| | | Number of establishments | Number of employees for week including March 12 | Payroll (\$1,000) | | Number of establishments | Number of employees for week including March 12 | Payroll (\$1,000) | |
| | | | | First quarter | Annual | | | First quarter | Annual |
| 52 | Finance & insurance | 1 543 | 13 406 | 123 750 | 484 703 | 1 545 | 13 711 | 120 839 | 473 577 |
| 522 | Credit intermediation & related activities | 617 | 7 582 | 66 536 | 250 063 | 621 | 7 788 | 65 188 | 247 425 |
| 523 | Security, commodity contracts & like activity | 216 | (F) | (D) | (D) | 195 | (F) | (D) | (D) |
| 524 | Insurance carriers & related activities | 705 | (H) | (D) | (D) | 722 | (H) | (D) | (D) |
| 525 | Funds, trusts, & other financial vehicles (part) | 5 | (B) | (D) | (D) | 7 | (B) | (D) | (D) |
| 53 | Real estate & rental & leasing | 677 | 3 623 | 17 720 | 75 372 | 666 | 3 585 | 15 505 | 70 098 |
| 531 | Real estate | 517 | (G) | (D) | (D) | 500 | 2 271 | 8 961 | 41 538 |
| 532 | Rental & leasing services | 153 | (G) | (D) | (D) | 157 | (G) | (D) | (D) |
| 533 | Lessors of other nonfinancial intangible asset | 7 | (A) | (D) | (D) | 9 | (B) | (D) | (D) |
| 54 | Professional, scientific & technical services | 1 322 | 10 902 | 82 751 | 370 925 | 1 331 | 9 492 | 63 219 | 292 850 |
| 541 | Professional, scientific & technical services | 1 322 | 10 902 | 82 751 | 370 925 | 1 331 | 9 492 | 63 219 | 292 850 |
| 55 | Management of companies & enterprises | 87 | 3 041 | 38 820 | 159 666 | 101 | 3 076 | 36 776 | 146 835 |
| 551 | Management of companies & enterprises | 87 | 3 041 | 38 820 | 159 666 | 101 | 3 076 | 36 776 | 146 835 |
| 56 | Admin, support, waste mgmt, remediation services | 800 | 10 883 | 46 979 | 191 449 | 762 | 11 106 | 53 307 | 221 822 |
| 561 | Administrative & support services | 711 | 10 498 | 44 397 | 180 985 | 684 | 10 722 | 51 032 | 212 865 |
| 562 | Waste management & remediation services | 89 | 385 | 2 582 | 10 464 | 78 | 384 | 2 275 | 8 957 |
| 61 | Educational services | 147 | 4 377 | 17 267 | 74 593 | 146 | 4 953 | 19 047 | 78 522 |
| 611 | Educational services | 147 | 4 377 | 17 267 | 74 593 | 146 | 4 953 | 19 047 | 78 522 |
| 62 | Health care and social assistance | 1 612 | 51 155 | 349 310 | 1 447 402 | 1 582 | 48 947 | 332 664 | 1 360 877 |
| 621 | Ambulatory health care services | 895 | 11 288 | 103 255 | 460 219 | 868 | 9 442 | 91 265 | 395 669 |
| 622 | Hospitals | 50 | (J) | (D) | (D) | 55 | (J) | (D) | (D) |
| 623 | Nursing & residential care facilities | 222 | 13 923 | 58 384 | 243 108 | 225 | 14 494 | 63 178 | 261 537 |
| 624 | Social assistance | 445 | (I) | (D) | (D) | 434 | (I) | (D) | (D) |
| 71 | Arts, entertainment & recreation | 375 | 3 219 | 9 865 | 45 452 | 385 | 4 435 | 15 385 | 68 710 |
| 711 | Performing arts, spectator sports & related industries | 68 | 458 | 1 357 | 6 501 | 69 | (E) | (D) | (D) |
| 712 | Museums, historical sites & like institutions | 36 | 183 | 669 | 3 257 | 36 | (C) | (D) | (D) |
| 713 | Amusement, gambling & recreation industries | 271 | 2 578 | 7 839 | 35 694 | 280 | 3 801 | 13 346 | 58 587 |
| 72 | Accommodation & food services | 1 759 | 26 704 | 60 080 | 259 481 | 1 758 | 25 546 | 53 350 | 229 393 |
| 721 | Accommodation | 280 | 5 419 | 16 892 | 74 188 | 288 | 4 716 | 11 391 | 49 584 |
| 722 | Food services & drinking places | 1 479 | 21 285 | 43 188 | 185 293 | 1 470 | 20 830 | 41 959 | 179 809 |
| 81 | Other services (except public administration) | 2 437 | 13 282 | 51 549 | 214 152 | 2 471 | 13 734 | 52 897 | 221 932 |
| 811 | Repair & maintenance | 701 | 2 903 | 16 626 | 70 527 | 716 | 3 296 | 18 602 | 77 842 |
| 812 | Personal & laundry services | 547 | 3 127 | 12 185 | 52 039 | 554 | 3 154 | 12 432 | 53 853 |
| 813 | Religious, grantmaking, civic, prof & like organizations | 1 189 | 7 252 | 22 738 | 91 586 | 1 201 | 7 284 | 21 863 | 90 237 |
| 95 | Auxiliaries (exc corporate, subsidiary & regional mgt) | - | - | - | - | 23 | (E) | (D) | (D) |
| 99 | Unclassified establishments | 63 | (B) | (D) | (D) | 78 | (B) | (D) | (D) |

Note 1: Employment-size classes are indicated as follows: A—0 to 19; B—20 to 99; C—100 to 249; E—250 to 499; F—500 to 999; G—1,000 to 2,499; H—2,500 to 4,999; I—5,000 to 9,999; J—10,000 to 24,999; K—25,000 to 49,999; L—50,000 to 99,999; M—100,000 or more.

Note 2: For Table 1, — Represents "Not applicable" for NAICS industries whose definitions have changed. These industries are primarily in the Construction, Wholesale Trade, Retail Trade, and Information sectors. Changes to NAICS codes can be found at www.census.gov/epcd/naics02. For other industries, — Represents zero.

Table 2. The State—Employees, Payroll, and Establishments by Industry: 2003

[Excludes most government employees, railroad employees, and self-employed persons. Size class 1 to 4 includes establishments with payroll, but no employees, during mid-March pay period. (D) denotes figures withheld to avoid disclosing data for individual companies; the data are included in broader industry totals. For explanation of terms, abbreviations, and data reliability/comparability, see introductory text]

| NAICS code | Industry | Number of employees for week including March 12 | Payroll (\$1,000) | | Total number of establishments | Number of establishments by employment-size class | | | | | | | | |
|------------|--|---|-------------------|------------------|--------------------------------|---|--------------|--------------|--------------|------------|------------|------------|------------|---------------|
| | | | First quarter | Annual | | 1 to 4 | 5 to 9 | 10 to 19 | 20 to 49 | 50 to 99 | 100 to 249 | 250 to 499 | 500 to 999 | 1,000 or more |
| | Total | 258 940 | 1 618 262 | 6 903 847 | 20 459 | 11 348 | 3 943 | 2 647 | 1 613 | 537 | 275 | 70 | 17 | 9 |
| 11 | Forestry, fishing, hunting, and agriculture support | (F) | (D) | (D) | 155 | 129 | 13 | 7 | 4 | 2 | — | — | — | — |
| 113 | Forestry and logging | (A) | (D) | (D) | 1 | 1 | — | — | — | — | — | — | — | — |
| 1132 | Forest nurseries & gathering forest products | (A) | (D) | (D) | 1 | 1 | — | — | — | — | — | — | — | — |
| 11321 | Forest nurseries & gathering forest products | (A) | (D) | (D) | 1 | 1 | — | — | — | — | — | — | — | — |
| 113210 | Forest nurseries & gathering forest products | (A) | (D) | (D) | 1 | 1 | — | — | — | — | — | — | — | — |
| 114 | Fishing, hunting & trapping | (A) | (D) | (D) | 2 | 2 | — | — | — | — | — | — | — | — |
| 1142 | Hunting & trapping | (A) | (D) | (D) | 2 | 2 | — | — | — | — | — | — | — | — |
| 11421 | Hunting & trapping | (A) | (D) | (D) | 2 | 2 | — | — | — | — | — | — | — | — |
| 114210 | Hunting & trapping | (A) | (D) | (D) | 2 | 2 | — | — | — | — | — | — | — | — |
| 115 | Agriculture & forestry support activities | (F) | (D) | (D) | 152 | 126 | 13 | 7 | 4 | 2 | — | — | — | — |
| 1151 | Crop production support activities | (F) | (D) | (D) | 139 | 115 | 12 | 6 | 4 | 2 | — | — | — | — |
| 11511 | Crop production support activities | (F) | (D) | (D) | 139 | 115 | 12 | 6 | 4 | 2 | — | — | — | — |
| 115112 | Soil preparation, planting, & cultivating | 191 | 931 | 5 811 | 78 | 69 | 6 | 2 | — | 1 | — | — | — | — |
| 115113 | Crop harvesting, primarily by machine .. | (B) | (D) | (D) | 12 | 10 | — | 1 | 1 | — | — | — | — | — |
| 115114 | Postharvest crop activities (exc ginning) | 273 | 1 770 | 6 298 | 37 | 25 | 5 | 3 | 3 | 1 | — | — | — | — |
| 115115 | Farm labor contractors & crew leaders .. | 2 | 9 | 25 | 5 | 5 | — | — | — | — | — | — | — | — |
| 115116 | Farm management services | (A) | (D) | (D) | 7 | 6 | 1 | — | — | — | — | — | — | — |
| 1152 | Animal production support activities | (B) | (D) | (D) | 11 | 9 | 1 | 1 | — | — | — | — | — | — |
| 11521 | Animal production support activities | (B) | (D) | (D) | 11 | 9 | 1 | 1 | — | — | — | — | — | — |
| 115210 | Animal production support activities | (B) | (D) | (D) | 11 | 9 | 1 | 1 | — | — | — | — | — | — |
| 1153 | Forestry support activities | (A) | (D) | (D) | 2 | 2 | — | — | — | — | — | — | — | — |
| 11531 | Forestry support activities | (A) | (D) | (D) | 2 | 2 | — | — | — | — | — | — | — | — |
| 115310 | Forestry support activities | (A) | (D) | (D) | 2 | 2 | — | — | — | — | — | — | — | — |
| 21 | Mining | 4 175 | 49 589 | 221 847 | 167 | 81 | 29 | 25 | 17 | 7 | 4 | 3 | 1 | — |
| 211 | Oil & gas extraction | 1 045 | 16 490 | 65 000 | 33 | 19 | 4 | 3 | 4 | 2 | — | — | 1 | — |
| 2111 | Oil & gas extraction | 1 045 | 16 490 | 65 000 | 33 | 19 | 4 | 3 | 4 | 2 | — | — | 1 | — |
| 21111 | Oil & gas extraction | 1 045 | 16 490 | 65 000 | 33 | 19 | 4 | 3 | 4 | 2 | — | — | 1 | — |
| 211111 | Crude petroleum & natural gas extraction | (F) | (D) | (D) | 32 | 19 | 4 | 3 | 4 | 1 | — | — | 1 | — |
| 211112 | Natural gas liquid extraction | (B) | (D) | (D) | 1 | — | — | — | — | 1 | — | — | — | — |
| 212 | Mining (except oil & gas) | 1 579 | 19 551 | 95 370 | 26 | 8 | 1 | 7 | 3 | 2 | 3 | 2 | — | — |
| 2121 | Coal mining | 936 | 14 626 | 61 527 | 6 | 1 | — | 1 | — | — | 3 | 1 | — | — |
| 21211 | Coal mining | 936 | 14 626 | 61 527 | 6 | 1 | — | 1 | — | — | 3 | 1 | — | — |
| 212111 | Bituminous coal & lignite surface mining | 936 | 14 626 | 61 527 | 6 | 1 | — | 1 | — | — | 3 | 1 | — | — |
| 2123 | Nonmetallic mineral mining & quarrying | 643 | 4 925 | 33 843 | 20 | 7 | 1 | 6 | 3 | 2 | — | 1 | — | — |
| 21231 | Stone mining & quarrying | (A) | (D) | (D) | 1 | 1 | — | — | — | — | — | — | — | — |
| 212319 | Other crushed & broken stone mining & quarrying | (A) | (D) | (D) | 1 | 1 | — | — | — | — | — | — | — | — |
| 21232 | Sand, gravel, clay, refractory minerals mining | (F) | (D) | (D) | 19 | 6 | 1 | 6 | 3 | 2 | — | 1 | — | — |
| 212321 | Construction sand & gravel mining | (F) | (D) | (D) | 18 | 6 | 1 | 5 | 3 | 2 | — | 1 | — | — |
| 212325 | Clay & ceramic & refractory minerals mining | (A) | (D) | (D) | 1 | — | — | 1 | — | — | — | — | — | — |
| 213 | Mining support activities | 1 551 | 13 548 | 61 477 | 108 | 54 | 24 | 15 | 10 | 3 | 1 | 1 | — | — |
| 2131 | Mining support activities | 1 551 | 13 548 | 61 477 | 108 | 54 | 24 | 15 | 10 | 3 | 1 | 1 | — | — |
| 21311 | Mining support activities | 1 551 | 13 548 | 61 477 | 108 | 54 | 24 | 15 | 10 | 3 | 1 | 1 | — | — |
| 213111 | Drilling oil & gas wells | 742 | 6 365 | 27 868 | 15 | 5 | 2 | 3 | 1 | 1 | — | — | — | — |
| 213112 | Oil & gas operations support activities .. | 800 | 7 094 | 33 210 | 89 | 45 | 22 | 13 | 7 | 2 | — | — | — | — |
| 213113 | Support activities for coal mining | (A) | (D) | (D) | 1 | 1 | — | — | — | — | — | — | — | — |
| 213114 | Support activities for metal mining | (A) | (D) | (D) | 1 | 1 | — | — | — | — | — | — | — | — |
| 213115 | Nonmetallic minerals support activity (exc fuels) | (A) | (D) | (D) | 2 | 2 | — | — | — | — | — | — | — | — |
| 22 | Utilities | 3 194 | 53 090 | 205 965 | 115 | 56 | 11 | 11 | 20 | 9 | 6 | 2 | — | — |
| 221 | Utilities | 3 194 | 53 090 | 205 965 | 115 | 56 | 11 | 11 | 20 | 9 | 6 | 2 | — | — |
| 2211 | Elec pwr generation, transmsn & distribution | (H) | (D) | (D) | 52 | 13 | 1 | 7 | 16 | 9 | 5 | 1 | — | — |
| 22111 | Electric power generation | (G) | (D) | (D) | 8 | 1 | — | 1 | — | 1 | 4 | 1 | — | — |
| 221112 | Fossil fuel electric power generation | (G) | (D) | (D) | 7 | — | — | 1 | — | 1 | 4 | 1 | — | — |
| 221119 | Other electric power generation | (A) | (D) | (D) | 1 | 1 | — | — | — | — | — | — | — | — |
| 22112 | Electric pwr transmsn, control & distribution | 1 341 | 19 579 | 80 865 | 44 | 12 | 1 | 6 | 16 | 8 | 1 | — | — | — |
| 221122 | Electric power distribution | 1 341 | 19 579 | 80 865 | 44 | 12 | 1 | 6 | 16 | 8 | 1 | — | — | — |
| 2212 | Natural gas distribution | (F) | (D) | (D) | 48 | 34 | 4 | 4 | 4 | — | 1 | 1 | — | — |
| 22121 | Natural gas distribution | (F) | (D) | (D) | 48 | 34 | 4 | 4 | 4 | — | 1 | 1 | — | — |
| 221210 | Natural gas distribution | (F) | (D) | (D) | 48 | 34 | 4 | 4 | 4 | — | 1 | 1 | — | — |
| 2213 | Water, sewage & other systems | (B) | (D) | (D) | 15 | 9 | 6 | — | — | — | — | — | — | — |
| 22131 | Water supply & irrigation systems | (B) | (D) | (D) | 15 | 9 | 6 | — | — | — | — | — | — | — |
| 221310 | Water supply & irrigation systems | (B) | (D) | (D) | 15 | 9 | 6 | — | — | — | — | — | — | — |
| 23 | Construction | 13 812 | 93 874 | 542 574 | 2 191 | 1 502 | 320 | 216 | 115 | 29 | 9 | — | — | — |
| 236 | Construction of Buildings | 3 394 | 23 503 | 114 067 | 616 | 443 | 77 | 61 | 24 | 8 | 3 | — | — | — |
| 2361 | Residential Building Construction | 1 428 | 9 038 | 42 856 | 460 | 370 | 51 | 30 | 9 | — | — | — | — | — |
| 23611 | Residential Building Construction | 1 428 | 9 038 | 42 856 | 460 | 370 | 51 | 30 | 9 | — | — | — | — | — |
| 236115 | New Single-Family Housing Construction (except Operative Builders) | 875 | 4 844 | 24 846 | 262 | 205 | 35 | 17 | 5 | — | — | — | — | — |
| 236116 | New Multifamily Housing Construction (except Operative Builders) | 91 | 693 | 3 523 | 14 | 7 | 4 | 2 | 1 | — | — | — | — | — |
| 236117 | New Housing Operative Builders | 153 | 2 055 | 6 476 | 29 | 18 | 5 | 4 | 2 | — | — | — | — | — |
| 236118 | Residential Remodelers | 309 | 1 446 | 8 011 | 155 | 140 | 7 | 7 | 1 | — | — | — | — | — |

See footnotes at end of table.

Table 2. The State—Employees, Payroll, and Establishments by Industry: 2003—Con.

[Excludes most government employees, railroad employees, and self-employed persons. Size class 1 to 4 includes establishments with payroll, but no employees, during mid-March pay period. (D) denotes figures withheld to avoid disclosing data for individual companies; the data are included in broader industry totals. For explanation of terms, abbreviations, and data reliability/comparability, see introductory text]

| NAICS code | Industry | Number of employees for week including March 12 | Payroll (\$1,000) | | Total number of establishments | Number of establishments by employment-size class | | | | | | | | | | | |
|--------------|--|---|-------------------|----------------|--------------------------------|---|------------|------------|-----------|-----------|------------|------------|------------|---------------|---|---|---|
| | | | First quarter | Annual | | 1 to 4 | 5 to 9 | 10 to 19 | 20 to 49 | 50 to 99 | 100 to 249 | 250 to 499 | 500 to 999 | 1,000 or more | | | |
| 23 | Construction—Con. | | | | | | | | | | | | | | | | |
| 236 | Construction of Buildings—Con. | | | | | | | | | | | | | | | | |
| 2362 | Nonresidential Building Construction | 1 966 | 14 465 | 71 211 | 156 | 73 | 26 | 31 | 15 | 8 | 3 | — | — | — | — | — | — |
| 23621 | Industrial Building Construction | (E) | (D) | (D) | 8 | 3 | 1 | — | 2 | 1 | 1 | — | — | — | — | — | — |
| 236210 | Industrial Building Construction | (E) | (D) | (D) | 8 | 3 | 1 | — | 2 | 1 | 1 | — | — | — | — | — | — |
| 23622 | Commercial and Institutional Building Construction | (G) | (D) | (D) | 148 | 70 | 25 | 31 | 13 | 7 | 2 | — | — | — | — | — | — |
| 236220 | Commercial and Institutional Building Construction | (G) | (D) | (D) | 148 | 70 | 25 | 31 | 13 | 7 | 2 | — | — | — | — | — | — |
| 237 | Heavy and Civil Engineering Construction | 1 922 | 12 798 | 123 814 | 200 | 115 | 37 | 23 | 18 | 5 | 2 | — | — | — | — | — | — |
| 2371 | Utility System Construction | 638 | 4 625 | 31 545 | 86 | 53 | 11 | 12 | 8 | 2 | — | — | — | — | — | — | — |
| 23711 | Water and Sewer Line and Related Structures Construction | 278 | 2 037 | 14 570 | 58 | 43 | 5 | 7 | 3 | — | — | — | — | — | — | — | — |
| 237110 | Water and Sewer Line and Related Structures Construction | 278 | 2 037 | 14 570 | 58 | 43 | 5 | 7 | 3 | — | — | — | — | — | — | — | — |
| 23712 | Oil and Gas Pipeline and Related Structures Construction | (B) | (D) | (D) | 6 | 1 | 3 | 1 | — | 1 | — | — | — | — | — | — | — |
| 237120 | Oil and Gas Pipeline and Related Structures Construction | (B) | (D) | (D) | 6 | 1 | 3 | 1 | — | 1 | — | — | — | — | — | — | — |
| 23713 | Power and Communication Line and Related Structures Construction | (E) | (D) | (D) | 22 | 9 | 3 | 4 | 5 | 1 | — | — | — | — | — | — | — |
| 237130 | Power and Communication Line and Related Structures Construction | (E) | (D) | (D) | 22 | 9 | 3 | 4 | 5 | 1 | — | — | — | — | — | — | — |
| 2372 | Land Subdivision | (B) | (D) | (D) | 15 | 10 | 3 | 2 | — | — | — | — | — | — | — | — | — |
| 23721 | Land Subdivision | (B) | (D) | (D) | 15 | 10 | 3 | 2 | — | — | — | — | — | — | — | — | — |
| 237210 | Land Subdivision | (B) | (D) | (D) | 15 | 10 | 3 | 2 | — | — | — | — | — | — | — | — | — |
| 2373 | Highway, Street, and Bridge Construction | 1 116 | 7 057 | 84 027 | 80 | 40 | 18 | 8 | 9 | 3 | 2 | — | — | — | — | — | — |
| 23731 | Highway, Street, and Bridge Construction | 1 116 | 7 057 | 84 027 | 80 | 40 | 18 | 8 | 9 | 3 | 2 | — | — | — | — | — | — |
| 237310 | Highway, Street, and Bridge Construction | 1 116 | 7 057 | 84 027 | 80 | 40 | 18 | 8 | 9 | 3 | 2 | — | — | — | — | — | — |
| 2379 | Other Heavy and Civil Engineering Construction | (C) | (D) | (D) | 19 | 12 | 5 | 1 | 1 | — | — | — | — | — | — | — | — |
| 23799 | Other Heavy and Civil Engineering Construction | (C) | (D) | (D) | 19 | 12 | 5 | 1 | 1 | — | — | — | — | — | — | — | — |
| 237990 | Other Heavy and Civil Engineering Construction | (C) | (D) | (D) | 19 | 12 | 5 | 1 | 1 | — | — | — | — | — | — | — | — |
| 238 | Specialty Trade Contractors | 8 496 | 57 573 | 304 693 | 1 375 | 944 | 206 | 132 | 73 | 16 | 4 | — | — | — | — | — | — |
| 2381 | Foundation, Structure, and Building Exterior Contractors | 2 262 | 12 835 | 77 353 | 390 | 283 | 46 | 35 | 21 | 3 | 2 | — | — | — | — | — | — |
| 23811 | Poured Concrete Foundation and Structure Contractors | 725 | 4 921 | 34 078 | 125 | 97 | 12 | 8 | 6 | 1 | 1 | — | — | — | — | — | — |
| 238110 | Poured Concrete Foundation and Structure Contractors | 725 | 4 921 | 34 078 | 125 | 97 | 12 | 8 | 6 | 1 | 1 | — | — | — | — | — | — |
| 23812 | Structural Steel and Precast Concrete Contractors | (B) | (D) | (D) | 9 | 4 | 3 | 1 | 1 | — | — | — | — | — | — | — | — |
| 238120 | Structural Steel and Precast Concrete Contractors | (B) | (D) | (D) | 9 | 4 | 3 | 1 | 1 | — | — | — | — | — | — | — | — |
| 23813 | Framing Contractors | 311 | 1 294 | 6 478 | 76 | 60 | 9 | 3 | 3 | 1 | — | — | — | — | — | — | — |
| 238130 | Framing Contractors | 311 | 1 294 | 6 478 | 76 | 60 | 9 | 3 | 3 | 1 | — | — | — | — | — | — | — |
| 23814 | Masonry Contractors | 247 | 1 277 | 7 938 | 56 | 41 | 4 | 10 | 1 | — | — | — | — | — | — | — | — |
| 238140 | Masonry Contractors | 247 | 1 277 | 7 938 | 56 | 41 | 4 | 10 | 1 | — | — | — | — | — | — | — | — |
| 23815 | Glass and Glazing Contractors | (B) | (D) | (D) | 6 | 2 | — | 4 | — | — | — | — | — | — | — | — | — |
| 238150 | Glass and Glazing Contractors | (B) | (D) | (D) | 6 | 2 | — | 4 | — | — | — | — | — | — | — | — | — |
| 23816 | Roofing Contractors | 398 | 1 750 | 11 780 | 64 | 42 | 8 | 6 | 8 | — | — | — | — | — | — | — | — |
| 238160 | Roofing Contractors | 398 | 1 750 | 11 780 | 64 | 42 | 8 | 6 | 8 | — | — | — | — | — | — | — | — |
| 23817 | Siding Contractors | 434 | 2 667 | 12 794 | 49 | 33 | 9 | 3 | 2 | 1 | 1 | — | — | — | — | — | — |
| 238170 | Siding Contractors | 434 | 2 667 | 12 794 | 49 | 33 | 9 | 3 | 2 | 1 | 1 | — | — | — | — | — | — |
| 23819 | Other Foundation, Structure, and Building Exterior Contractors | (A) | (D) | (D) | 5 | 4 | 1 | — | — | — | — | — | — | — | — | — | — |
| 238190 | Other Foundation, Structure, and Building Exterior Contractors | (A) | (D) | (D) | 5 | 4 | 1 | — | — | — | — | — | — | — | — | — | — |
| 2382 | Building Equipment Contractors | 4 070 | 32 218 | 154 544 | 523 | 322 | 101 | 54 | 34 | 10 | 2 | — | — | — | — | — | — |
| 23821 | Electrical Contractors | 1 350 | 9 943 | 48 326 | 225 | 144 | 45 | 19 | 16 | 1 | — | — | — | — | — | — | — |
| 238210 | Electrical Contractors | 1 350 | 9 943 | 48 326 | 225 | 144 | 45 | 19 | 16 | 1 | — | — | — | — | — | — | — |
| 23822 | Plumbing, Heating, and Air-Conditioning Contractors | 2 339 | 19 161 | 93 013 | 266 | 165 | 49 | 28 | 14 | 8 | 2 | — | — | — | — | — | — |
| 238220 | Plumbing, Heating, and Air-Conditioning Contractors | 2 339 | 19 161 | 93 013 | 266 | 165 | 49 | 28 | 14 | 8 | 2 | — | — | — | — | — | — |
| 23829 | Other Building Equipment Contractors | 381 | 3 114 | 13 205 | 32 | 13 | 7 | 4 | 1 | — | — | — | — | — | — | — | — |
| 238290 | Other Building Equipment Contractors | 381 | 3 114 | 13 205 | 32 | 13 | 7 | 4 | 1 | — | — | — | — | — | — | — | — |
| 2383 | Building Finishing Contractors | 1 173 | 6 175 | 28 828 | 264 | 201 | 25 | 27 | 11 | — | — | — | — | — | — | — | — |
| 23831 | Drywall and Insulation Contractors | 457 | 2 530 | 11 204 | 63 | 43 | 4 | 10 | 6 | — | — | — | — | — | — | — | — |
| 238310 | Drywall and Insulation Contractors | 457 | 2 530 | 11 204 | 63 | 43 | 4 | 10 | 6 | — | — | — | — | — | — | — | — |
| 23832 | Painting and Wall Covering Contractors | 354 | 1 855 | 8 940 | 83 | 60 | 11 | 10 | 2 | — | — | — | — | — | — | — | — |
| 238320 | Painting and Wall Covering Contractors | 354 | 1 855 | 8 940 | 83 | 60 | 11 | 10 | 2 | — | — | — | — | — | — | — | — |
| 23833 | Flooring Contractors | (B) | (D) | (D) | 37 | 32 | 3 | 2 | — | — | — | — | — | — | — | — | — |
| 238330 | Flooring Contractors | (B) | (D) | (D) | 37 | 32 | 3 | 2 | — | — | — | — | — | — | — | — | — |
| 23834 | Tile and Terrazzo Contractors | (A) | (D) | (D) | 4 | 4 | — | — | — | — | — | — | — | — | — | — | — |
| 238340 | Tile and Terrazzo Contractors | (A) | (D) | (D) | 4 | 4 | — | — | — | — | — | — | — | — | — | — | — |
| 23835 | Finish Carpentry Contractors | 219 | 1 140 | 5 533 | 68 | 57 | 5 | 3 | 3 | — | — | — | — | — | — | — | — |
| 238350 | Finish Carpentry Contractors | 219 | 1 140 | 5 533 | 68 | 57 | 5 | 3 | 3 | — | — | — | — | — | — | — | — |
| 23839 | Other Building Finishing Contractors | (B) | (D) | (D) | 9 | 5 | 2 | — | — | — | — | — | — | — | — | — | — |
| 238390 | Other Building Finishing Contractors | (B) | (D) | (D) | 9 | 5 | 2 | — | — | — | — | — | — | — | — | — | — |
| 2389 | Other Specialty Trade Contractors | 991 | 6 345 | 43 968 | 198 | 138 | 34 | 16 | 7 | 3 | — | — | — | — | — | — | — |
| 23891 | Site Preparation Contractors | 656 | 3 993 | 31 562 | 135 | 97 | 20 | 11 | 5 | 2 | — | — | — | — | — | — | — |
| 238910 | Site Preparation Contractors | 656 | 3 993 | 31 562 | 135 | 97 | 20 | 11 | 5 | 2 | — | — | — | — | — | — | — |
| 23899 | All Other Specialty Trade Contractors | 335 | 2 352 | 12 406 | 63 | 41 | 14 | 5 | 2 | 1 | — | — | — | — | — | — | — |
| 238990 | All Other Specialty Trade Contractors | 335 | 2 352 | 12 406 | 63 | 41 | 14 | 5 | 2 | 1 | — | — | — | — | — | — | — |
| 31-33 | Manufacturing | 22 575 | 171 954 | 725 889 | 714 | 271 | 137 | 106 | 98 | 55 | 28 | 15 | 3 | 1 | | | |

See footnotes at end of table.

Table 2. The State—Employees, Payroll, and Establishments by Industry: 2003—Con.

[Excludes most government employees, railroad employees, and self-employed persons. Size class 1 to 4 includes establishments with payroll, but no employees, during mid-March pay period. (D) denotes figures withheld to avoid disclosing data for individual companies; the data are included in broader industry totals. For explanation of terms, abbreviations, and data reliability/comparability, see introductory text]

| NAICS code | Industry | Number of employees for week including March 12 | Payroll (\$1,000) | | Total number of establishments | Number of establishments by employment-size class | | | | | | | | | | |
|--------------|---|---|-------------------|---------|--------------------------------|---|--------|----------|----------|----------|------------|------------|------------|---------------|---|---|
| | | | First quarter | Annual | | 1 to 4 | 5 to 9 | 10 to 19 | 20 to 49 | 50 to 99 | 100 to 249 | 250 to 499 | 500 to 999 | 1,000 or more | | |
| 31-33 | Manufacturing—Con. | | | | | | | | | | | | | | | |
| 311 | Food mfg | 5 325 | 38 184 | 164 646 | 129 | 42 | 25 | 18 | 18 | 10 | 9 | 7 | — | — | — | — |
| 3111 | Animal food mfg | (E) | (D) | (D) | 12 | 3 | 1 | 5 | 2 | — | 1 | — | — | — | — | — |
| 31111 | Animal food mfg | (E) | (D) | (D) | 12 | 3 | 1 | 5 | 2 | — | 1 | — | — | — | — | — |
| 311119 | Other animal food mfg | (E) | (D) | (D) | 12 | 3 | 1 | 5 | 2 | — | 1 | — | — | — | — | — |
| 3112 | Grain & oilseed milling | 585 | 5 511 | 23 035 | 11 | 3 | — | 1 | 2 | 3 | 2 | — | — | — | — | — |
| 31121 | Flour milling & malt mfg | (C) | (D) | (D) | 5 | 2 | — | 1 | 1 | — | 1 | — | — | — | — | — |
| 311211 | Flour milling | (C) | (D) | (D) | 4 | 1 | — | 1 | 1 | — | 1 | — | — | — | — | — |
| 311213 | Malt mfg | (A) | (D) | (D) | 1 | 1 | — | — | — | — | — | — | — | — | — | — |
| 31122 | Starch & vegetable fats & oils mfg | (E) | (D) | (D) | 4 | — | — | — | — | 3 | 1 | — | — | — | — | — |
| 311221 | Wet corn milling | (C) | (D) | (D) | 1 | — | — | — | — | — | 1 | — | — | — | — | — |
| 311223 | Other oilseed processing | (C) | (D) | (D) | 2 | — | — | — | — | 2 | — | — | — | — | — | — |
| 311225 | Fats & oils refining & blending | (B) | (D) | (D) | 1 | — | — | — | — | 1 | — | — | — | — | — | — |
| 31123 | Breakfast cereal manufacturing | (B) | (D) | (D) | 2 | 1 | — | — | 1 | — | — | — | — | — | — | — |
| 311230 | Breakfast cereal manufacturing | (B) | (D) | (D) | 2 | 1 | — | — | 1 | — | — | — | — | — | — | — |
| 3113 | Sugar & confectionery product mfg | (F) | (D) | (D) | 6 | — | 1 | 1 | 1 | — | — | 3 | — | — | — | — |
| 31131 | Sugar mfg | (F) | (D) | (D) | 3 | — | — | — | — | — | — | 3 | — | — | — | — |
| 311313 | Beet sugar mfg | (F) | (D) | (D) | 3 | — | — | — | — | — | — | 3 | — | — | — | — |
| 31133 | Confectionery mfg from purchased chocolate | (B) | (D) | (D) | 2 | — | 1 | — | 1 | — | — | — | — | — | — | — |
| 311330 | Confectionery mfg from purchased chocolate | (B) | (D) | (D) | 2 | — | 1 | — | 1 | — | — | — | — | — | — | — |
| 31134 | Nonchocolate confectionery mfg | (A) | (D) | (D) | 1 | — | — | 1 | — | — | — | — | — | — | — | — |
| 311340 | Nonchocolate confectionery mfg | (A) | (D) | (D) | 1 | — | — | 1 | — | — | — | — | — | — | — | — |
| 3114 | Fruit & veg preserving & specialty food mfg | (F) | (D) | (D) | 10 | 5 | 1 | — | — | 1 | 1 | 2 | — | — | — | — |
| 31141 | Frozen food mfg | (F) | (D) | (D) | 4 | 1 | — | — | — | — | 1 | 2 | — | — | — | — |
| 311411 | Frozen fruit, juice & vegetable mfg | (F) | (D) | (D) | 2 | — | — | — | — | — | — | 2 | — | — | — | — |
| 311412 | Frozen specialty food mfg | (C) | (D) | (D) | 2 | 1 | — | — | — | — | 1 | — | — | — | — | — |
| 31142 | Fruit & veg canning, pickling & drying | (C) | (D) | (D) | 6 | 4 | 1 | — | — | 1 | — | — | — | — | — | — |
| 311421 | Fruit & vegetable canning | (A) | (D) | (D) | 2 | 2 | — | — | — | — | — | — | — | — | — | — |
| 311422 | Specialty canning | (A) | (D) | (D) | 1 | 1 | — | — | — | — | — | — | — | — | — | — |
| 311423 | Dried & dehydrated food mfg | (C) | (D) | (D) | 3 | 1 | 1 | — | — | 1 | — | — | — | — | — | — |
| 3115 | Dairy product mfg | 436 | 3 555 | 13 431 | 9 | — | 1 | 2 | 3 | 2 | 1 | — | — | — | — | — |
| 31151 | Dairy product (exc frozen) mfg | 436 | 3 555 | 13 431 | 9 | — | 1 | 2 | 3 | 2 | 1 | — | — | — | — | — |
| 311511 | Fluid milk mfg | (E) | (D) | (D) | 7 | — | 1 | 2 | 1 | 2 | 1 | — | — | — | — | — |
| 311513 | Cheese mfg | (B) | (D) | (D) | 2 | — | — | — | 2 | — | — | — | — | — | — | — |
| 3116 | Animal slaughtering & processing | (F) | (D) | (D) | 29 | 12 | 9 | 3 | 1 | 3 | — | 1 | — | — | — | — |
| 31161 | Animal slaughtering & processing | (F) | (D) | (D) | 29 | 12 | 9 | 3 | 1 | 3 | — | 1 | — | — | — | — |
| 311611 | Animal (except poultry) slaughtering | (E) | (D) | (D) | 23 | 11 | 7 | 2 | — | 3 | — | — | — | — | — | — |
| 311612 | Meat processed from carcasses | (E) | (D) | (D) | 5 | 1 | 1 | 1 | 1 | — | — | 1 | — | — | — | — |
| 311613 | Rendering & meat by-product processing | (A) | (D) | (D) | 1 | — | 1 | — | — | — | — | — | — | — | — | — |
| 3118 | Bakeries & tortilla mfg | 1 249 | 6 734 | 40 203 | 41 | 18 | 9 | 3 | 6 | 1 | 3 | 1 | — | — | — | — |
| 31181 | Bread & bakery product mfg | (F) | (D) | (D) | 34 | 15 | 9 | 3 | 5 | — | 2 | — | — | — | — | — |
| 311811 | Retail bakeries | (C) | (D) | (D) | 26 | 13 | 9 | 2 | 2 | — | — | — | — | — | — | — |
| 311812 | Commercial bakeries | (E) | (D) | (D) | 7 | 2 | — | 1 | 3 | — | 1 | — | — | — | — | — |
| 311813 | Frozen cakes, pies & other pastries mfg | (C) | (D) | (D) | 1 | — | — | — | — | — | 1 | — | — | — | — | — |
| 31182 | Cookie, cracker & pasta mfg | (F) | (D) | (D) | 6 | 2 | — | — | 1 | 1 | 1 | — | — | — | — | — |
| 311821 | Cookie & cracker mfg | (A) | (D) | (D) | 1 | 1 | — | — | — | — | — | — | — | — | — | — |
| 311822 | Flour mixes & dough mfg from purchased flour | (B) | (D) | (D) | 1 | — | — | — | 1 | — | — | — | — | — | — | — |
| 311823 | Dry pasta mfg | 500 | 2 747 | 11 537 | 4 | 1 | — | — | — | 1 | 1 | 1 | — | — | — | — |
| 31183 | Tortilla mfg | (A) | (D) | (D) | 1 | 1 | — | — | — | — | — | — | — | — | — | — |
| 311830 | Tortilla mfg | (A) | (D) | (D) | 1 | 1 | — | — | — | — | — | — | — | — | — | — |
| 3119 | Other food mfg | 302 | 1 520 | 7 748 | 11 | 3 | 3 | 3 | 3 | — | 1 | — | — | — | — | — |
| 31191 | Snack food mfg | (B) | (D) | (D) | 3 | 1 | 1 | — | 1 | — | — | — | — | — | — | — |
| 311911 | Roasted nuts & peanut butter mfg | (B) | (D) | (D) | 3 | 1 | 1 | — | 1 | — | — | — | — | — | — | — |
| 31194 | Seasoning & dressing mfg | (B) | (D) | (D) | 2 | — | 1 | 1 | — | — | — | — | — | — | — | — |
| 311941 | Mayonnaise, dressing & oth prepared sauce mfg | (A) | (D) | (D) | 1 | — | 1 | — | — | — | — | — | — | — | — | — |
| 311942 | Spice & extract mfg | (A) | (D) | (D) | 1 | — | — | 1 | — | — | — | — | — | — | — | — |
| 31199 | All other food mfg | 247 | 1 165 | 4 833 | 6 | — | 1 | 2 | 2 | — | 1 | — | — | — | — | — |
| 311991 | Perishable prepared food mfg | (C) | (D) | (D) | 3 | — | 1 | 1 | — | — | — | — | — | — | — | — |
| 311999 | All other miscellaneous food mfg | (B) | (D) | (D) | 3 | — | — | 1 | 2 | — | — | — | — | — | — | — |
| 312 | Beverage & tobacco product mfg | 178 | 1 580 | 6 236 | 7 | 2 | 2 | — | 1 | 2 | — | — | — | — | — | — |
| 3121 | Beverage mfg | 178 | 1 580 | 6 236 | 7 | 2 | 2 | — | 1 | 2 | — | — | — | — | — | — |
| 31211 | Soft drink & ice mfg | (B) | (D) | (D) | 4 | 1 | 1 | — | 1 | 1 | — | — | — | — | — | — |
| 312111 | Soft drink mfg | (B) | (D) | (D) | 1 | — | — | — | — | — | — | — | — | — | — | — |
| 312112 | Bottled water mfg | (B) | (D) | (D) | 2 | 1 | — | — | 1 | — | — | — | — | — | — | — |
| 312113 | Ice mfg | (A) | (D) | (D) | 1 | — | — | — | — | — | — | — | — | — | — | — |
| 31212 | Breweries | (B) | (D) | (D) | 1 | — | — | — | — | — | — | — | — | — | — | — |
| 312120 | Breweries | (B) | (D) | (D) | 1 | — | — | — | — | — | — | — | — | — | — | — |
| 31213 | Wineries | (A) | (D) | (D) | 2 | 1 | 1 | — | — | — | — | — | — | — | — | — |
| 312130 | Wineries | (A) | (D) | (D) | 2 | 1 | 1 | — | — | — | — | — | — | — | — | — |
| 313 | Textile mills | (C) | (D) | (D) | 4 | 1 | — | — | 2 | 1 | — | — | — | — | — | — |
| 3132 | Fabric mills | (B) | (D) | (D) | 1 | — | — | — | 1 | — | — | — | — | — | — | — |
| 31323 | Nonwoven fabric mills | (B) | (D) | (D) | 1 | — | — | — | 1 | — | — | — | — | — | — | — |
| 313230 | Nonwoven fabric mills | (B) | (D) | (D) | 1 | — | — | — | 1 | — | — | — | — | — | — | — |
| 3133 | Textile, fabric finishing, fabric coating mills | (B) | (D) | (D) | 3 | 1 | — | — | 1 | 1 | — | — | — | — | — | — |
| 31331 | Textile & fabric finishing mills | (A) | (D) | (D) | 1 | 1 | — | — | — | — | — | — | — | — | — | — |
| 313311 | Broadwoven fabric finishing mills | (A) | (D) | (D) | 1 | 1 | — | — | — | — | — | — | — | — | — | — |
| 31332 | Fabric coating mills | (B) | (D) | (D) | 2 | — | — | — | 1 | 1 | — | — | — | — | — | — |
| 313320 | Fabric coating mills | (B) | (D) | (D) | 2 | — | — | — | 1 | 1 | — | — | — | — | — | — |
| 314 | Textile product mills | 265 | 1 695 | 6 911 | 18 | 9 | 2 | 5 | — | 2 | — | — | — | — | — | — |
| 3141 | Textile furnishings mills | (A) | (D) | (D) | 3 | 3 | — | — | — | — | — | — | — | — | — | — |
| 31412 | Curtain & linen mills | (A) | (D) | (D) | 3 | 3 | — | — | — | — | — | — | — | — | — | — |
| 314121 | Curtain & drapery mills | (A) | (D) | (D) | 3 | 3 | — | — | — | — | — | — | — | — | — | — |

See footnotes at end of table.

Table 2. The State—Employees, Payroll, and Establishments by Industry: 2003—Con.

[Excludes most government employees, railroad employees, and self-employed persons. Size class 1 to 4 includes establishments with payroll, but no employees, during mid-March pay period. (D) denotes figures withheld to avoid disclosing data for individual companies; the data are included in broader industry totals. For explanation of terms, abbreviations, and data reliability/comparability, see introductory text]

| NAICS code | Industry | Number of employees for week including March 12 | Payroll (\$1,000) | | Total number of establishments | Number of establishments by employment-size class | | | | | | | | |
|--------------|--|---|-------------------|--------|--------------------------------|---|--------|----------|----------|----------|------------|------------|------------|---------------|
| | | | First quarter | Annual | | 1 to 4 | 5 to 9 | 10 to 19 | 20 to 49 | 50 to 99 | 100 to 249 | 250 to 499 | 500 to 999 | 1,000 or more |
| 31-33 | Manufacturing—Con. | | | | | | | | | | | | | |
| 325 | Chemical mfg—Con. | | | | 4 | 2 | 1 | 1 | — | — | — | — | — | — |
| 3259 | Other chemical product & preparation mfg .. | (B) | (D) | (D) | 4 | 2 | 1 | 1 | — | — | — | — | — | |
| 32599 | All other chemical product & preparation mfg | (B) | (D) | (D) | 4 | 2 | 1 | 1 | — | — | — | — | — | |
| 325992 | Photo film, paper, plate & chemical mfg .. | (A) | (D) | (D) | 2 | 2 | — | — | — | — | — | — | — | |
| 325998 | All oth misc chemical product & prep mfg | (A) | (D) | (D) | 2 | — | 1 | 1 | — | — | — | — | — | |
| 326 | Plastics & rubber products mfg | 899 | 5 766 | 25 936 | 27 | 10 | 5 | 2 | 4 | 3 | 3 | — | — | |
| 3261 | Plastics product mfg | 843 | 5 408 | 24 533 | 22 | 8 | 4 | 1 | 3 | 3 | 3 | — | — | |
| 32611 | Unsupported plastics film, sheet, & bag mfg | (B) | (D) | (D) | 2 | 1 | — | — | 1 | — | — | — | — | |
| 326111 | Unsupported plastics bag mfg | (B) | (D) | (D) | 1 | — | — | — | 1 | — | — | — | — | |
| 326113 | Unsupported plastics film and sheet (except packaging) mfg | (A) | (D) | (D) | 1 | 1 | — | — | — | — | — | — | — | |
| 32612 | Plastics pipe, pipe fitting, & unsupported profile shape mfg | (E) | (D) | (D) | 2 | — | — | — | — | 1 | 1 | — | — | |
| 326122 | Plastics pipe & pipe fitting mfg | (E) | (D) | (D) | 2 | — | — | — | — | 1 | 1 | — | — | |
| 32615 | Foam product (exc polystyrene) mfg | (A) | (D) | (D) | 1 | — | — | 1 | — | — | — | — | — | |
| 326150 | Foam product (exc polystyrene) mfg | (A) | (D) | (D) | 1 | — | — | 1 | — | — | — | — | — | |
| 32616 | Plastics bottle mfg | (B) | (D) | (D) | 1 | — | — | — | — | 1 | — | — | — | |
| 326160 | Plastics bottle mfg | (B) | (D) | (D) | 1 | — | — | — | — | 1 | — | — | — | |
| 32619 | Other plastics product mfg | 472 | 2 703 | 13 510 | 16 | 7 | 4 | — | 2 | 1 | 2 | — | — | |
| 326191 | Plastics plumbing fixture mfg | (A) | (D) | (D) | 2 | 2 | — | — | — | — | — | — | — | |
| 326199 | All other plastics product mfg | (E) | (D) | (D) | 14 | 5 | 4 | — | 2 | 1 | 2 | — | — | |
| 3262 | Rubber product mfg | 56 | 358 | 1 403 | 5 | 2 | 1 | 1 | 1 | — | — | — | — | |
| 32621 | Tire mfg | (B) | (D) | (D) | 4 | 2 | 1 | 1 | — | — | — | — | — | |
| 326212 | Tire retreading | (B) | (D) | (D) | 4 | 2 | 1 | 1 | — | — | — | — | — | |
| 32622 | Rubber & plastics hoses & belting mfg .. | (B) | (D) | (D) | 1 | — | — | — | 1 | — | — | — | — | |
| 326220 | Rubber & plastics hoses & belting mfg .. | (B) | (D) | (D) | 1 | — | — | — | 1 | — | — | — | — | |
| 327 | Nonmetallic mineral product mfg | 709 | 5 355 | 25 156 | 51 | 22 | 13 | 9 | 4 | 2 | 1 | — | — | |
| 3271 | Clay product & refractory mfg | (B) | (D) | (D) | 2 | 1 | — | — | — | 1 | — | — | — | |
| 32711 | Pottery, ceramics & plumbing fixture mfg .. | (A) | (D) | (D) | 1 | 1 | — | — | — | — | — | — | — | |
| 327112 | Vitreous china & other pottery product mfg | (A) | (D) | (D) | 1 | 1 | — | — | — | — | — | — | — | |
| 32712 | Clay building material & refractories mfg .. | (B) | (D) | (D) | 1 | — | — | — | — | 1 | — | — | — | |
| 327121 | Brick & structural clay tile mfg | (B) | (D) | (D) | 1 | — | — | — | — | 1 | — | — | — | |
| 3272 | Glass & glass product mfg | (E) | (D) | (D) | 3 | 1 | 1 | — | — | — | 1 | — | — | |
| 32721 | Glass & glass product mfg | (E) | (D) | (D) | 3 | 1 | 1 | — | — | — | 1 | — | — | |
| 327212 | Other pressed & blown glass & glassware mfg | (A) | (D) | (D) | 1 | 1 | — | — | — | — | — | — | — | |
| 327215 | Glass product mfg made of purchased glass | (E) | (D) | (D) | 2 | — | 1 | — | — | — | 1 | — | — | |
| 3273 | Cement & concrete product mfg | (E) | (D) | (D) | 40 | 17 | 10 | 8 | 4 | 1 | — | — | — | |
| 32732 | Ready-mix concrete mfg | (C) | (D) | (D) | 29 | 14 | 7 | 7 | 1 | — | — | — | — | |
| 327320 | Ready-mix concrete mfg | (C) | (D) | (D) | 29 | 14 | 7 | 7 | 1 | — | — | — | — | |
| 32733 | Concrete pipe, brick & block mfg | (B) | (D) | (D) | 5 | 3 | 1 | — | 1 | — | — | — | — | |
| 327331 | Concrete block & brick mfg | (A) | (D) | (D) | 1 | 1 | — | — | — | — | — | — | — | |
| 327332 | Concrete pipe mfg | (B) | (D) | (D) | 4 | 2 | 1 | — | 1 | — | — | — | — | |
| 32739 | Other concrete product mfg | (C) | (D) | (D) | 6 | — | 2 | 1 | 2 | 1 | — | — | — | |
| 327390 | Other concrete product mfg | (C) | (D) | (D) | 6 | — | 2 | 1 | 2 | 1 | — | — | — | |
| 3279 | Other nonmetallic mineral product mfg | (B) | (D) | (D) | 6 | 3 | 2 | 1 | — | — | — | — | — | |
| 32799 | All other nonmetallic mineral product mfg .. | (B) | (D) | (D) | 6 | 3 | 2 | 1 | — | — | — | — | — | |
| 327991 | Cut stone & stone product mfg | (B) | (D) | (D) | 4 | 2 | 1 | 1 | — | — | — | — | — | |
| 327993 | Mineral wool mfg | (A) | (D) | (D) | 1 | — | 1 | — | — | — | — | — | — | |
| 327999 | All oth misc nonmetallic mineral product mfg | (A) | (D) | (D) | 1 | 1 | — | — | — | — | — | — | — | |
| 331 | Primary metal mfg | 133 | 723 | 4 022 | 6 | 1 | 1 | 1 | 2 | 1 | — | — | — | |
| 3311 | Iron & steel mills & ferroalloy mfg | (A) | (D) | (D) | 2 | 1 | — | 1 | — | — | — | — | — | |
| 33111 | Iron & steel mills & ferroalloy mfg | (A) | (D) | (D) | 2 | 1 | — | 1 | — | — | — | — | — | |
| 331111 | Iron & steel mills | (A) | (D) | (D) | 2 | 1 | — | 1 | — | — | — | — | — | |
| 3312 | Steel product mfg from purchased steel | (A) | (D) | (D) | 1 | — | 1 | — | — | — | — | — | — | |
| 33122 | Rolling & drawing of purchased steel | (A) | (D) | (D) | 1 | — | 1 | — | — | — | — | — | — | |
| 331221 | Rolled steel shape mfg | (A) | (D) | (D) | 1 | — | 1 | — | — | — | — | — | — | |
| 3314 | Nonferrous (exc alum) production & processing | (B) | (D) | (D) | 2 | — | — | — | 2 | — | — | — | — | |
| 33142 | Copper rolling, drawing, extruding & alloying | (B) | (D) | (D) | 1 | — | — | — | 1 | — | — | — | — | |
| 331422 | Copper wire (except mechanical) drawing | (B) | (D) | (D) | 1 | — | — | — | 1 | — | — | — | — | |
| 33149 | Other nonferrous roll, draw, extruding, alloying | (B) | (D) | (D) | 1 | — | — | — | 1 | — | — | — | — | |
| 331492 | Oth nonferrous secondary smelt, refine, alloying | (B) | (D) | (D) | 1 | — | — | — | 1 | — | — | — | — | |
| 3315 | Foundries | (B) | (D) | (D) | 1 | — | — | — | — | 1 | — | — | — | |
| 33151 | Ferrous metal foundries | (B) | (D) | (D) | 1 | — | — | — | — | 1 | — | — | — | |
| 331511 | Iron foundries | (B) | (D) | (D) | 1 | — | — | — | — | 1 | — | — | — | |
| 332 | Fabricated metal product mfg | 1 595 | 11 675 | 53 166 | 88 | 35 | 11 | 23 | 10 | 6 | 3 | — | — | |
| 3321 | Forging & stamping | (C) | (D) | (D) | 3 | 1 | — | — | — | 2 | — | — | — | |
| 33211 | Forging & stamping | (C) | (D) | (D) | 3 | 1 | — | — | — | 2 | — | — | — | |
| 332116 | Metal stamping | (C) | (D) | (D) | 3 | 1 | — | — | — | 2 | — | — | — | |
| 3322 | Cutlery & handtool mfg | (C) | (D) | (D) | 5 | 2 | — | — | 2 | 1 | — | — | — | |
| 33221 | Cutlery & handtool mfg | (C) | (D) | (D) | 5 | 2 | — | — | 2 | 1 | — | — | — | |
| 332212 | Hand & edge tool mfg | (B) | (D) | (D) | 4 | 2 | — | — | 1 | 1 | — | — | — | |
| 332214 | Kitchen utensil, pot & pan mfg | (B) | (D) | (D) | 1 | — | — | — | 1 | — | — | — | — | |

See footnotes at end of table.

Table 2. The State—Employees, Payroll, and Establishments by Industry: 2003—Con.

[Excludes most government employees, railroad employees, and self-employed persons. Size class 1 to 4 includes establishments with payroll, but no employees, during mid-March pay period. (D) denotes figures withheld to avoid disclosing data for individual companies; the data are included in broader industry totals. For explanation of terms, abbreviations, and data reliability/comparability, see introductory text]

| NAICS code | Industry | Number of employees for week including March 12 | Payroll (\$1,000) | | Total number of establishments | Number of establishments by employment-size class | | | | | | | | |
|--------------|--|---|-------------------|--------|--------------------------------|---|--------|----------|----------|----------|------------|------------|------------|---------------|
| | | | First quarter | Annual | | 1 to 4 | 5 to 9 | 10 to 19 | 20 to 49 | 50 to 99 | 100 to 249 | 250 to 499 | 500 to 999 | 1,000 or more |
| 31-33 | Manufacturing—Con. | | | | | | | | | | | | | |
| 334 | Computer & electronic product mfg | 1 735 | 15 780 | 64 097 | 11 | 3 | — | — | 2 | 2 | 1 | 2 | 1 | — |
| 3342 | Communications equipment mfg | (A) | (D) | (D) | 1 | 1 | — | — | — | — | — | — | — | — |
| 33429 | Other communications equipment mfg | (A) | (D) | (D) | 1 | 1 | — | — | — | — | — | — | — | — |
| 334290 | Other communications equipment mfg | (A) | (D) | (D) | 1 | 1 | — | — | — | — | — | — | — | — |
| 3344 | Semiconductor & oth electronic component mfg | (G) | (D) | (D) | 7 | 1 | — | — | 1 | 2 | 1 | 2 | — | — |
| 33441 | Semiconductor & oth electronic component mfg | (G) | (D) | (D) | 7 | 1 | — | — | 1 | 2 | 1 | 2 | — | — |
| 334412 | Bare printed circuit board mfg | (B) | (D) | (D) | 1 | — | — | — | — | 1 | — | — | — | — |
| 334418 | Printed circuit assembly (electronic assembly) mfg | (F) | (D) | (D) | 4 | — | — | — | 1 | 1 | — | 2 | — | — |
| 334419 | Other electronic component mfg | (C) | (D) | (D) | 2 | 1 | — | — | — | — | 1 | — | — | — |
| 3345 | Nav, measuring, medical, control instruments mfg | (B) | (D) | (D) | 1 | — | — | — | 1 | — | — | — | — | — |
| 33451 | Nav, measuring, medical, control instruments mfg | (B) | (D) | (D) | 1 | — | — | — | 1 | — | — | — | — | — |
| 334519 | Other measuring & controlling device mfg | (B) | (D) | (D) | 1 | — | — | — | 1 | — | — | — | — | — |
| 3346 | Mfg & reproducing magnetic & optical media | (F) | (D) | (D) | 2 | 1 | — | — | — | — | — | — | 1 | — |
| 33461 | Mfg & reproducing magnetic & optical media | (F) | (D) | (D) | 2 | 1 | — | — | — | — | — | — | 1 | — |
| 334611 | Software reproducing | (A) | (D) | (D) | 1 | 1 | — | — | — | — | — | — | — | — |
| 334613 | Magnetic and optical recording media mfg | (F) | (D) | (D) | 1 | — | — | — | — | — | — | — | 1 | — |
| 335 | Electrical equip, appliance & component mfg | 110 | 949 | 3 984 | 6 | 4 | 1 | — | — | 1 | — | — | — | — |
| 3351 | Electric lighting equipment mfg | (A) | (D) | (D) | 1 | 1 | — | — | — | — | — | — | — | — |
| 33512 | Lighting fixture mfg | (A) | (D) | (D) | 1 | 1 | — | — | — | — | — | — | — | — |
| 335129 | Other lighting equipment mfg | (A) | (D) | (D) | 1 | 1 | — | — | — | — | — | — | — | — |
| 3353 | Electrical equipment mfg | (A) | (D) | (D) | 1 | — | 1 | — | — | — | — | — | — | — |
| 33531 | Electrical equipment mfg | (A) | (D) | (D) | 1 | — | 1 | — | — | — | — | — | — | — |
| 335314 | Relay & industrial control mfg | (A) | (D) | (D) | 1 | — | 1 | — | — | — | — | — | — | — |
| 3359 | Other electrical equipment & component mfg | (C) | (D) | (D) | 4 | 3 | — | — | — | 1 | — | — | — | — |
| 33592 | Communication & energy wire & cable mfg | (B) | (D) | (D) | 2 | 1 | — | — | — | 1 | — | — | — | — |
| 335921 | Fiber optic cable mfg | (A) | (D) | (D) | 1 | 1 | — | — | — | — | — | — | — | — |
| 335929 | Other communication & energy wire mfg | (B) | (D) | (D) | 1 | — | — | — | — | 1 | — | — | — | — |
| 33593 | Wiring device mfg | (A) | (D) | (D) | 1 | 1 | — | — | — | — | — | — | — | — |
| 335932 | Noncurrent-carrying wiring device mfg | (A) | (D) | (D) | 1 | 1 | — | — | — | — | — | — | — | — |
| 33599 | All oth electrical equipment & component mfg | (A) | (D) | (D) | 1 | 1 | — | — | — | — | — | — | — | — |
| 335999 | All oth misc electrical equip & component mfg | (A) | (D) | (D) | 1 | 1 | — | — | — | — | — | — | — | — |
| 336 | Transportation equipment mfg | 1 870 | 14 345 | 60 901 | 34 | 7 | 2 | 9 | 3 | 8 | 4 | 1 | — | — |
| 3361 | Motor vehicle mfg | (E) | (D) | (D) | 1 | — | — | — | — | — | — | 1 | — | — |
| 33612 | Heavy duty truck mfg | (E) | (D) | (D) | 1 | — | — | — | — | — | — | 1 | — | — |
| 336120 | Heavy duty truck mfg | (E) | (D) | (D) | 1 | — | — | — | — | — | — | 1 | — | — |
| 3362 | Motor vehicle body & trailer mfg | 338 | 2 620 | 10 474 | 12 | 2 | — | 6 | 2 | 1 | 1 | — | — | — |
| 33621 | Motor vehicle body & trailer mfg | 338 | 2 620 | 10 474 | 12 | 2 | — | 6 | 2 | 1 | 1 | — | — | — |
| 336211 | Motor vehicle body mfg | (C) | (D) | (D) | 6 | 1 | — | 4 | — | — | 1 | — | — | — |
| 336212 | Truck trailer mfg | (C) | (D) | (D) | 4 | 1 | — | 1 | 1 | 1 | — | — | — | — |
| 336214 | Travel trailer & camper mfg | (B) | (D) | (D) | 2 | — | — | 1 | 1 | — | — | — | — | — |
| 3363 | Motor vehicle parts mfg | (F) | (D) | (D) | 14 | 4 | — | 3 | 1 | 5 | 1 | — | — | — |
| 33631 | Motor vehicle gas engine & engine parts mfg | (A) | (D) | (D) | 2 | 2 | — | — | — | — | — | — | — | — |
| 336312 | Gasoline engine & engine parts mfg | (A) | (D) | (D) | 2 | 2 | — | — | — | — | — | — | — | — |
| 33632 | MV electrical & electronic equipment mfg | (F) | (D) | (D) | 8 | 1 | — | — | 1 | 5 | 1 | — | — | — |
| 336322 | Other MV electrical & electronic equip mfg | (F) | (D) | (D) | 8 | 1 | — | — | 1 | 5 | 1 | — | — | — |
| 33636 | Motor vehicle seating & interior trim mfg | (A) | (D) | (D) | 1 | — | — | 1 | — | — | — | — | — | — |
| 336360 | Motor vehicle seating & interior trim mfg | (A) | (D) | (D) | 1 | — | — | 1 | — | — | — | — | — | — |
| 33639 | Other motor vehicle parts mfg | (B) | (D) | (D) | 3 | 1 | — | 2 | — | — | — | — | — | — |
| 336399 | All other motor vehicle parts mfg | (B) | (D) | (D) | 3 | 1 | — | 2 | — | — | — | — | — | — |
| 3364 | Aerospace product & parts mfg | (C) | (D) | (D) | 4 | 1 | 2 | — | — | — | 1 | — | — | — |
| 33641 | Aerospace product & parts mfg | (C) | (D) | (D) | 4 | 1 | 2 | — | — | — | 1 | — | — | — |
| 336411 | Aircraft mfg | (A) | (D) | (D) | 2 | — | 2 | — | — | — | — | — | — | — |
| 336412 | Aircraft engine & engine parts mfg | (A) | (D) | (D) | 1 | 1 | — | — | — | — | — | — | — | — |
| 336413 | Other aircraft part & auxiliary equipment mfg | (C) | (D) | (D) | 1 | — | — | — | — | — | 1 | — | — | — |
| 3369 | Other transportation equipment mfg | 365 | 3 415 | 15 866 | 3 | — | — | — | — | 2 | 1 | — | — | — |
| 33699 | Other transportation equipment mfg | 365 | 3 415 | 15 866 | 3 | — | — | — | — | 2 | 1 | — | — | — |
| 336992 | Mil armored veh, tank & tank component mfg | (B) | (D) | (D) | 1 | — | — | — | — | 1 | — | — | — | — |
| 336999 | All other transportation equipment mfg | (E) | (D) | (D) | 2 | — | — | — | — | 1 | 1 | — | — | — |
| 337 | Furniture & related product mfg | 1 017 | 6 553 | 29 154 | 62 | 24 | 18 | 9 | 9 | 1 | — | 1 | — | — |
| 3371 | HH & institutional furniture & kitchen cabinet mfg | (E) | (D) | (D) | 51 | 23 | 15 | 8 | 4 | 1 | — | — | — | — |
| 33711 | Wood kitchen cabinet & countertop mfg | 294 | 1 745 | 7 477 | 37 | 18 | 9 | 7 | 3 | — | — | — | — | — |
| 337110 | Wood kitchen cabinet & countertop mfg | 294 | 1 745 | 7 477 | 37 | 18 | 9 | 7 | 3 | — | — | — | — | — |
| 33712 | Household & institutional furniture mfg | (C) | (D) | (D) | 14 | 5 | 6 | 1 | 1 | 1 | — | — | — | — |
| 337121 | Upholstered household furniture mfg | 64 | 326 | 1 503 | 6 | 2 | 2 | 1 | 1 | — | — | — | — | — |
| 337122 | Nonupholstered wood household furniture mfg | (B) | (D) | (D) | 6 | 3 | 3 | — | — | — | — | — | — | — |
| 337127 | Institutional furniture mfg | (B) | (D) | (D) | 2 | — | 1 | — | — | 1 | — | — | — | — |

See footnotes at end of table.

Table 2. The State—Employees, Payroll, and Establishments by Industry: 2003—Con.

[Excludes most government employees, railroad employees, and self-employed persons. Size class 1 to 4 includes establishments with payroll, but no employees, during mid-March pay period. (D) denotes figures withheld to avoid disclosing data for individual companies; the data are included in broader industry totals. For explanation of terms, abbreviations, and data reliability/comparability, see introductory text]

| NAICS code | Industry | Number of employees for week including March 12 | Payroll (\$1,000) | | Total number of establishments | Number of establishments by employment-size class | | | | | | | | | | | |
|--------------|--|---|-------------------|----------------|--------------------------------|---|------------|------------|------------|-----------|------------|------------|------------|---------------|---|---|---|
| | | | First quarter | Annual | | 1 to 4 | 5 to 9 | 10 to 19 | 20 to 49 | 50 to 99 | 100 to 249 | 250 to 499 | 500 to 999 | 1,000 or more | | | |
| 31-33 | Manufacturing—Con. | | | | | | | | | | | | | | | | |
| 337 | Furniture & related product mfg—Con. | | | | | | | | | | | | | | | | |
| 3372 | Office furniture (including fixtures) mfg | 521 | 3 724 | 16 734 | 10 | 1 | 3 | 1 | 4 | — | — | 1 | — | — | — | — | — |
| 33721 | Office furniture (including fixtures) mfg | 521 | 3 724 | 16 734 | 10 | 1 | 3 | 1 | 4 | — | — | 1 | — | — | — | — | — |
| 337211 | Wood office furniture mfg | 109 | 775 | 3 711 | 3 | — | — | — | 3 | — | — | — | — | — | — | — | — |
| 337212 | Custom architectural woodwork & millwork mfg | (E) | (D) | (D) | 3 | — | 1 | — | 1 | — | — | 1 | — | — | 1 | — | — |
| 337215 | Showcase, partition, shelving & locker mfg | (B) | (D) | (D) | 4 | 1 | 2 | 1 | — | — | — | — | — | — | — | — | — |
| 3379 | Other furniture related product mfg | (B) | (D) | (D) | 1 | — | — | — | 1 | — | — | — | — | — | — | — | — |
| 33791 | Matress mfg | (B) | (D) | (D) | 1 | — | — | — | 1 | — | — | — | — | — | — | — | — |
| 337910 | Matress mfg | (B) | (D) | (D) | 1 | — | — | — | 1 | — | — | — | — | — | — | — | — |
| 339 | Miscellaneous mfg | 793 | 5 911 | 23 163 | 63 | 30 | 13 | 6 | 10 | 3 | 1 | — | — | — | — | — | — |
| 3391 | Medical equipment & supplies mfg | 191 | 1 366 | 5 758 | 17 | 9 | 2 | 2 | 3 | 1 | — | — | — | — | — | — | — |
| 33911 | Medical equipment & supplies mfg | 191 | 1 366 | 5 758 | 17 | 9 | 2 | 2 | 3 | 1 | — | — | — | — | — | — | — |
| 339111 | Laboratory apparatus & furniture mfg | (A) | (D) | (D) | 1 | — | 1 | — | — | — | — | — | — | — | — | — | — |
| 339113 | Surgical appliance & supplies mfg | (B) | (D) | (D) | 1 | — | — | — | 1 | — | — | — | — | — | — | — | — |
| 339114 | Dental equipment & supplies mfg | (B) | (D) | (D) | 1 | — | — | — | — | 1 | — | — | — | — | — | — | — |
| 339116 | Dental laboratories | 103 | 628 | 2 679 | 14 | 9 | 1 | 2 | 2 | — | — | — | — | — | — | — | — |
| 3399 | Other miscellaneous mfg | 602 | 4 545 | 17 405 | 46 | 21 | 11 | 4 | 7 | 2 | 1 | — | — | — | — | — | — |
| 33991 | Jewelry & silverware mfg | (B) | (D) | (D) | 8 | 3 | 2 | 1 | 2 | — | — | — | — | — | — | — | — |
| 339911 | Jewelry (exc costume) mfg | (B) | (D) | (D) | 3 | 1 | 1 | 1 | — | — | — | — | — | — | — | — | — |
| 339912 | Silverware & hollowware mfg | (B) | (D) | (D) | 1 | — | — | — | 1 | — | — | — | — | — | — | — | — |
| 339913 | Jewelers' material & lapidary work mfg | (B) | (D) | (D) | 2 | — | 1 | — | 1 | — | — | — | — | — | — | — | — |
| 339914 | Costume jewelry & novelty mfg | (A) | (D) | (D) | 2 | 2 | — | — | — | — | — | — | — | — | — | — | — |
| 33992 | Sporting & athletic goods mfg | (A) | (D) | (D) | 3 | 2 | 1 | — | — | — | — | — | — | — | — | — | — |
| 339920 | Sporting & athletic goods mfg | (A) | (D) | (D) | 3 | 2 | 1 | — | — | — | — | — | — | — | — | — | — |
| 33993 | Doll, toy & game mfg | (B) | (D) | (D) | 1 | — | — | — | 1 | — | — | — | — | — | — | — | — |
| 339932 | Game, toy & children's vehicle mfg | (B) | (D) | (D) | 1 | — | — | — | 1 | — | — | — | — | — | — | — | — |
| 33994 | Office supplies (exc paper) mfg | (A) | (D) | (D) | 3 | 1 | 2 | — | — | — | — | — | — | — | — | — | — |
| 339943 | Marking device mfg | (A) | (D) | (D) | 3 | 1 | 2 | — | — | — | — | — | — | — | — | — | — |
| 33995 | Sign mfg | 287 | 2 716 | 9 725 | 18 | 10 | 2 | 1 | 4 | — | 1 | — | — | — | — | — | — |
| 339950 | Sign mfg | 287 | 2 716 | 9 725 | 18 | 10 | 2 | 1 | 4 | — | 1 | — | — | — | — | — | — |
| 33999 | All other misc mfg | 187 | 1 168 | 4 885 | 13 | 5 | 4 | 2 | — | 2 | — | — | — | — | — | — | — |
| 339991 | Gasket, packing & sealing device mfg | (A) | (D) | (D) | 1 | 1 | — | — | — | — | — | — | — | — | — | — | — |
| 339992 | Musical instrument mfg | (A) | (D) | (D) | 1 | 1 | — | — | — | — | — | — | — | — | — | — | — |
| 339994 | Broom, brush & mop mfg | (A) | (D) | (D) | 1 | 1 | — | — | — | — | — | — | — | — | — | — | — |
| 339999 | All other miscellaneous mfg | (C) | (D) | (D) | 10 | 2 | 4 | 2 | — | 2 | — | — | — | — | — | — | — |
| 42 | Wholesale trade | 15 952 | 132 428 | 551 196 | 1 445 | 632 | 369 | 253 | 145 | 29 | 16 | 1 | — | — | — | — | — |
| 423 | Merchant Wholesalers, Durable Goods | 7 956 | 68 429 | 287 616 | 736 | 296 | 181 | 148 | 95 | 13 | 3 | — | — | — | — | — | — |
| 4231 | Motor Vehicle and Motor Vehicle Parts and Supplies Merchant Wholesalers | 1 082 | 8 188 | 33 819 | 90 | 28 | 25 | 22 | 14 | 1 | — | — | — | — | — | — | — |
| 42311 | Automobile and Other Motor Vehicle Merchant Wholesalers | (E) | (D) | (D) | 26 | 8 | 5 | 7 | 5 | 1 | — | — | — | — | — | — | — |
| 423110 | Automobile and Other Motor Vehicle Merchant Wholesalers | (E) | (D) | (D) | 26 | 8 | 5 | 7 | 5 | 1 | — | — | — | — | — | — | — |
| 42312 | Motor Vehicle Supplies and New Parts Merchant Wholesalers | 630 | 4 891 | 19 693 | 52 | 15 | 15 | 13 | 9 | — | — | — | — | — | — | — | — |
| 423120 | Motor Vehicle Supplies and New Parts Merchant Wholesalers | 630 | 4 891 | 19 693 | 52 | 15 | 15 | 13 | 9 | — | — | — | — | — | — | — | — |
| 42313 | Tire and Tube Merchant Wholesalers | (B) | (D) | (D) | 7 | 1 | 4 | 2 | — | — | — | — | — | — | — | — | — |
| 423130 | Tire and Tube Merchant Wholesalers | (B) | (D) | (D) | 7 | 1 | 4 | 2 | — | — | — | — | — | — | — | — | — |
| 42314 | Motor Vehicle Parts (Used) Merchant Wholesalers | (A) | (D) | (D) | 5 | 4 | 1 | — | — | — | — | — | — | — | — | — | — |
| 423140 | Motor Vehicle Parts (Used) Merchant Wholesalers | (A) | (D) | (D) | 5 | 4 | 1 | — | — | — | — | — | — | — | — | — | — |
| 4232 | Furniture and Home Furnishing Merchant Wholesalers | 166 | 1 321 | 4 976 | 17 | 10 | 1 | 4 | 2 | — | — | — | — | — | — | — | — |
| 42321 | Furniture Merchant Wholesalers | 129 | 1 089 | 3 973 | 9 | 4 | — | 3 | 2 | — | — | — | — | — | — | — | — |
| 423210 | Furniture Merchant Wholesalers | 129 | 1 089 | 3 973 | 9 | 4 | — | 3 | 2 | — | — | — | — | — | — | — | — |
| 42322 | Home Furnishing Merchant Wholesalers | 37 | 232 | 1 003 | 8 | 6 | 1 | 1 | — | — | — | — | — | — | — | — | — |
| 423220 | Home Furnishing Merchant Wholesalers | 37 | 232 | 1 003 | 8 | 6 | 1 | 1 | — | — | — | — | — | — | — | — | — |
| 4233 | Lumber and Other Construction Materials Merchant Wholesalers | 780 | 7 854 | 32 330 | 54 | 14 | 19 | 10 | 8 | 2 | 1 | — | — | — | — | — | — |
| 42331 | Lumber, Plywood, Millwork, and Wood Panel Merchant Wholesalers | 610 | 6 295 | 25 036 | 29 | 3 | 11 | 5 | 7 | 2 | 1 | — | — | — | — | — | — |
| 423310 | Lumber, Plywood, Millwork, and Wood Panel Merchant Wholesalers | 610 | 6 295 | 25 036 | 29 | 3 | 11 | 5 | 7 | 2 | 1 | — | — | — | — | — | — |
| 42332 | Brick, Stone, and Related Construction Material Merchant Wholesalers | 62 | 516 | 3 104 | 10 | 4 | 4 | 2 | — | — | — | — | — | — | — | — | — |
| 423320 | Brick, Stone, and Related Construction Material Merchant Wholesalers | 62 | 516 | 3 104 | 10 | 4 | 4 | 2 | — | — | — | — | — | — | — | — | — |
| 42333 | Roofing, Siding, and Insulation Material Merchant Wholesalers | 69 | 586 | 2 632 | 7 | 2 | 2 | 2 | 1 | — | — | — | — | — | — | — | — |
| 423330 | Roofing, Siding, and Insulation Material Merchant Wholesalers | 69 | 586 | 2 632 | 7 | 2 | 2 | 2 | 1 | — | — | — | — | — | — | — | — |
| 42339 | Other Construction Material Merchant Wholesalers | 39 | 457 | 1 558 | 8 | 5 | 2 | 1 | — | — | — | — | — | — | — | — | — |
| 423390 | Other Construction Material Merchant Wholesalers | 39 | 457 | 1 558 | 8 | 5 | 2 | 1 | — | — | — | — | — | — | — | — | — |
| 4234 | Professional and Commercial Equipment and Supplies Merchant Wholesalers | 942 | 8 715 | 34 130 | 77 | 31 | 20 | 15 | 9 | — | 2 | — | — | — | — | — | — |
| 42342 | Office Equipment Merchant Wholesalers | 296 | 2 350 | 8 582 | 15 | 5 | 2 | 4 | 3 | — | 1 | — | — | — | — | — | — |
| 423420 | Office Equipment Merchant Wholesalers | 296 | 2 350 | 8 582 | 15 | 5 | 2 | 4 | 3 | — | 1 | — | — | — | — | — | — |
| 42343 | Computer and Computer Peripheral Equipment and Software Merchant Wholesalers | 171 | 1 777 | 6 340 | 23 | 10 | 7 | 5 | 1 | — | — | — | — | — | — | — | — |
| 423430 | Computer and Computer Peripheral Equipment and Software Merchant Wholesalers | 171 | 1 777 | 6 340 | 23 | 10 | 7 | 5 | 1 | — | — | — | — | — | — | — | — |

See footnotes at end of table.

Table 2. The State—Employees, Payroll, and Establishments by Industry: 2003—Con.

[Excludes most government employees, railroad employees, and self-employed persons. Size class 1 to 4 includes establishments with payroll, but no employees, during mid-March pay period. (D) denotes figures withheld to avoid disclosing data for individual companies; the data are included in broader industry totals. For explanation of terms, abbreviations, and data reliability/comparability, see introductory text]

| NAICS code | Industry | Number of employees for week including March 12 | Payroll (\$1,000) | | Total number of establishments | Number of establishments by employment-size class | | | | | | | | | | |
|------------|--|---|-------------------|---------|--------------------------------|---|--------|----------|----------|----------|------------|------------|------------|---------------|---|---|
| | | | First quarter | Annual | | 1 to 4 | 5 to 9 | 10 to 19 | 20 to 49 | 50 to 99 | 100 to 249 | 250 to 499 | 500 to 999 | 1,000 or more | | |
| 42 | Wholesale trade—Con. | | | | | | | | | | | | | | | |
| 423 | Merchant Wholesalers, Durable Goods—Con. | | | | | | | | | | | | | | | |
| 4234 | Professional and Commercial Equipment and Supplies Merchant Wholesalers—Con. | | | | | | | | | | | | | | | |
| 42344 | Other Commercial Equipment Merchant Wholesalers | (C) | (D) | (D) | 15 | 5 | 5 | 2 | 3 | — | — | — | — | — | — | — |
| 423440 | Other Commercial Equipment Merchant Wholesalers | (C) | (D) | (D) | 15 | 5 | 5 | 2 | 3 | — | — | — | — | — | — | — |
| 42345 | Medical, Dental, and Hospital Equipment and Supplies Merchant Wholesaler | (C) | (D) | (D) | 14 | 7 | 3 | 2 | 1 | — | 1 | — | — | — | — | — |
| 423450 | Medical, Dental, and Hospital Equipment and Supplies Merchant Wholesaler | (C) | (D) | (D) | 14 | 7 | 3 | 2 | 1 | — | 1 | — | — | — | — | — |
| 42346 | Ophthalmic Goods Merchant Wholesalers | (B) | (D) | (D) | 5 | 1 | 2 | 2 | — | — | — | — | — | — | — | — |
| 423460 | Ophthalmic Goods Merchant Wholesalers | (B) | (D) | (D) | 5 | 1 | 2 | 2 | — | — | — | — | — | — | — | — |
| 42349 | Other Professional Equipment and Supplies Merchant Wholesalers | (B) | (D) | (D) | 5 | 3 | 1 | — | 1 | — | — | — | — | — | — | — |
| 423490 | Other Professional Equipment and Supplies Merchant Wholesalers | (B) | (D) | (D) | 5 | 3 | 1 | — | 1 | — | — | — | — | — | — | — |
| 4235 | Metal and Mineral (except Petroleum) | | | | | | | | | | | | | | | |
| 42351 | Merchant Wholesalers | 94 | 660 | 2 893 | 10 | 7 | 1 | 1 | — | 1 | — | — | — | — | — | — |
| 423510 | Metal Service Centers and Other Metal Merchant Wholesalers | (B) | (D) | (D) | 8 | 6 | — | 1 | — | 1 | — | — | — | — | — | — |
| 423510 | Metal Service Centers and Other Metal Merchant Wholesalers | (B) | (D) | (D) | 8 | 6 | — | 1 | — | 1 | — | — | — | — | — | — |
| 42352 | Coal and Other Mineral and Ore Merchant Wholesalers | (A) | (D) | (D) | 2 | 1 | 1 | — | — | — | — | — | — | — | — | — |
| 423520 | Coal and Other Mineral and Ore Merchant Wholesalers | (A) | (D) | (D) | 2 | 1 | 1 | — | — | — | — | — | — | — | — | — |
| 4236 | Electrical and Electronic Goods Merchant Wholesalers | 502 | 5 088 | 20 208 | 46 | 21 | 8 | 10 | 5 | 2 | — | — | — | — | — | — |
| 42361 | Electrical Apparatus and Equipment, Wiring Supplies, and Related Equipme . . | 339 | 3 399 | 13 398 | 27 | 13 | 4 | 4 | 4 | 2 | — | — | — | — | — | — |
| 423610 | Electrical Apparatus and Equipment, Wiring Supplies, and Related Equipme | 339 | 3 399 | 13 398 | 27 | 13 | 4 | 4 | 4 | 2 | — | — | — | — | — | — |
| 42362 | Electrical and Electronic Appliance, Television, and Radio Set Merchant | 52 | 562 | 2 074 | 4 | — | 1 | 3 | — | — | — | — | — | — | — | — |
| 423620 | Electrical and Electronic Appliance, Television, and Radio Set Merchant | 52 | 562 | 2 074 | 4 | — | 1 | 3 | — | — | — | — | — | — | — | — |
| 42369 | Other Electronic Parts and Equipment Merchant Wholesalers | 111 | 1 127 | 4 736 | 15 | 8 | 3 | 3 | 1 | — | — | — | — | — | — | — |
| 423690 | Other Electronic Parts and Equipment Merchant Wholesalers | 111 | 1 127 | 4 736 | 15 | 8 | 3 | 3 | 1 | — | — | — | — | — | — | — |
| 4237 | Hardware, and Plumbing and Heating Equipment and Supplies Merchant Whole . . | 526 | 5 408 | 20 956 | 51 | 18 | 16 | 11 | 5 | 1 | — | — | — | — | — | — |
| 42371 | Hardware Merchant Wholesalers | 186 | 1 054 | 4 564 | 16 | 7 | 4 | 3 | 1 | 1 | — | — | — | — | — | — |
| 423710 | Hardware Merchant Wholesalers | 186 | 1 054 | 4 564 | 16 | 7 | 4 | 3 | 1 | 1 | — | — | — | — | — | — |
| 42372 | Plumbing and Heating Equipment and Supplies (Hydronics) Merchant Wholesa . | 261 | 3 353 | 12 638 | 19 | 2 | 6 | 7 | 4 | — | — | — | — | — | — | — |
| 423720 | Plumbing and Heating Equipment and Supplies (Hydronics) Merchant Wholesa | 261 | 3 353 | 12 638 | 19 | 2 | 6 | 7 | 4 | — | — | — | — | — | — | — |
| 42373 | Warm Air Heating and Air-Conditioning Equipment and Supplies Merchant Wh . . | (B) | (D) | (D) | 11 | 8 | 3 | — | — | — | — | — | — | — | — | — |
| 423730 | Warm Air Heating and Air-Conditioning Equipment and Supplies Merchant Wh | (B) | (D) | (D) | 11 | 8 | 3 | — | — | — | — | — | — | — | — | — |
| 42374 | Refrigeration Equipment and Supplies Merchant Wholesalers | (B) | (D) | (D) | 5 | 1 | 3 | 1 | — | — | — | — | — | — | — | — |
| 423740 | Refrigeration Equipment and Supplies Merchant Wholesalers | (B) | (D) | (D) | 5 | 1 | 3 | 1 | — | — | — | — | — | — | — | — |
| 4238 | Machinery, Equipment, and Supplies Merchant Wholesalers | 3 454 | 28 558 | 127 144 | 335 | 131 | 84 | 68 | 46 | 6 | — | — | — | — | — | — |
| 42381 | Construction and Mining (except Oil Well) Machinery and Equipment Mercha | 411 | 4 537 | 19 198 | 26 | 3 | 9 | 5 | 9 | — | — | — | — | — | — | — |
| 423810 | Construction and Mining (except Oil Well) Machinery and Equipment Mercha | 411 | 4 537 | 19 198 | 26 | 3 | 9 | 5 | 9 | — | — | — | — | — | — | — |
| 42382 | Farm and Garden Machinery and Equipment Merchant Wholesalers | 2 186 | 16 888 | 76 584 | 191 | 72 | 39 | 46 | 29 | 5 | — | — | — | — | — | — |
| 423820 | Farm and Garden Machinery and Equipment Merchant Wholesalers | 2 186 | 16 888 | 76 584 | 191 | 72 | 39 | 46 | 29 | 5 | — | — | — | — | — | — |
| 42383 | Industrial Machinery and Equipment Merchant Wholesalers | 538 | 4 338 | 19 397 | 72 | 32 | 22 | 12 | 6 | — | — | — | — | — | — | — |
| 423830 | Industrial Machinery and Equipment Merchant Wholesalers | 538 | 4 338 | 19 397 | 72 | 32 | 22 | 12 | 6 | — | — | — | — | — | — | — |
| 42384 | Industrial Supplies Merchant Wholesalers | (C) | (D) | (D) | 25 | 12 | 7 | 5 | 1 | — | — | — | — | — | — | — |
| 423840 | Industrial Supplies Merchant Wholesalers | (C) | (D) | (D) | 25 | 12 | 7 | 5 | 1 | — | — | — | — | — | — | — |
| 42385 | Service Establishment Equipment and Supplies Merchant Wholesalers | (C) | (D) | (D) | 18 | 10 | 6 | — | 1 | 1 | — | — | — | — | — | — |
| 423850 | Service Establishment Equipment and Supplies Merchant Wholesalers | (C) | (D) | (D) | 18 | 10 | 6 | — | 1 | 1 | — | — | — | — | — | — |
| 42386 | Transportation Equipment and Supplies (except Motor Vehicle) Merchant Wh | (A) | (D) | (D) | 3 | 2 | 1 | — | — | — | — | — | — | — | — | — |
| 423860 | Transportation Equipment and Supplies (except Motor Vehicle) Merchant Wh | (A) | (D) | (D) | 3 | 2 | 1 | — | — | — | — | — | — | — | — | — |
| 4239 | Miscellaneous Durable Goods Merchant Wholesalers | 410 | 2 637 | 11 160 | 56 | 36 | 7 | 7 | 6 | — | — | — | — | — | — | — |
| 42391 | Sporting and Recreational Goods and Supplies Merchant Wholesalers | (B) | (D) | (D) | 7 | 4 | 1 | 1 | 1 | — | — | — | — | — | — | — |
| 423910 | Sporting and Recreational Goods and Supplies Merchant Wholesalers | (B) | (D) | (D) | 7 | 4 | 1 | 1 | 1 | — | — | — | — | — | — | — |

See footnotes at end of table.

Table 2. The State—Employees, Payroll, and Establishments by Industry: 2003—Con.

[Excludes most government employees, railroad employees, and self-employed persons. Size class 1 to 4 includes establishments with payroll, but no employees, during mid-March pay period. (D) denotes figures withheld to avoid disclosing data for individual companies; the data are included in broader industry totals. For explanation of terms, abbreviations, and data reliability/comparability, see introductory text]

| NAICS code | Industry | Number of employees for week including March 12 | Payroll (\$1,000) | | Total number of establishments | Number of establishments by employment-size class | | | | | | | | |
|------------|--|---|-------------------|--------|--------------------------------|---|--------|----------|----------|----------|------------|------------|------------|---------------|
| | | | First quarter | Annual | | 1 to 4 | 5 to 9 | 10 to 19 | 20 to 49 | 50 to 99 | 100 to 249 | 250 to 499 | 500 to 999 | 1,000 or more |
| 42 | Wholesale trade—Con. | | | | | | | | | | | | | |
| 423 | Merchant Wholesalers, Durable Goods—Con. | | | | | | | | | | | | | |
| 4239 | Miscellaneous Durable Goods Merchant Wholesalers—Con. | | | | | | | | | | | | | |
| 42392 | Toy and Hobby Goods and Supplies Merchant Wholesalers | (B) | (D) | (D) | 5 | 3 | 2 | — | — | — | — | — | — | — |
| 423920 | Toy and Hobby Goods and Supplies Merchant Wholesalers | (B) | (D) | (D) | 5 | 3 | 2 | — | — | — | — | — | — | — |
| 42393 | Recyclable Material Merchant Wholesalers | 221 | 1 341 | 5 682 | 19 | 10 | 1 | 3 | 5 | — | — | — | — | — |
| 423930 | Recyclable Material Merchant Wholesalers | 221 | 1 341 | 5 682 | 19 | 10 | 1 | 3 | 5 | — | — | — | — | — |
| 42394 | Jewelry, Watch, Precious Stone, and Precious Metal Merchant Wholesalers ... | (A) | (D) | (D) | 2 | 1 | 1 | — | — | — | — | — | — | — |
| 423940 | Jewelry, Watch, Precious Stone, and Precious Metal Merchant Wholesalers . | (A) | (D) | (D) | 2 | 1 | 1 | — | — | — | — | — | — | — |
| 42399 | Other Miscellaneous Durable Goods Merchant Wholesalers | (B) | (D) | (D) | 23 | 18 | 2 | 3 | — | — | — | — | — | — |
| 423990 | Other Miscellaneous Durable Goods Merchant Wholesalers | (B) | (D) | (D) | 23 | 18 | 2 | 3 | — | — | — | — | — | — |
| 424 | Merchant Wholesalers, Nondurable Goods | (I) | (D) | (D) | 659 | 304 | 182 | 100 | 46 | 15 | 11 | 1 | — | — |
| 4241 | Paper and Paper Product Merchant Wholesalers | 183 | 1 880 | 7 934 | 20 | 13 | 4 | 2 | — | — | 1 | — | — | — |
| 42411 | Printing and Writing Paper Merchant Wholesalers | (A) | (D) | (D) | 2 | 1 | — | 1 | — | — | — | — | — | — |
| 424110 | Printing and Writing Paper Merchant Wholesalers | (A) | (D) | (D) | 2 | 1 | — | 1 | — | — | — | — | — | — |
| 42412 | Stationery and Office Supplies Merchant Wholesalers | (B) | (D) | (D) | 13 | 9 | 3 | 1 | — | — | — | — | — | — |
| 424120 | Stationery and Office Supplies Merchant Wholesalers | (B) | (D) | (D) | 13 | 9 | 3 | 1 | — | — | — | — | — | — |
| 42413 | Industrial and Personal Service Paper Merchant Wholesalers | (C) | (D) | (D) | 5 | 3 | 1 | — | — | — | 1 | — | — | — |
| 424130 | Industrial and Personal Service Paper Merchant Wholesalers | (C) | (D) | (D) | 5 | 3 | 1 | — | — | — | 1 | — | — | — |
| 4242 | Drugs and Druggists' Sundries Merchant Wholesalers | 214 | 2 071 | 7 525 | 18 | 5 | 6 | 5 | 1 | 1 | — | — | — | — |
| 42421 | Drugs and Druggists' Sundries Merchant Wholesalers | 214 | 2 071 | 7 525 | 18 | 5 | 6 | 5 | 1 | 1 | — | — | — | — |
| 424210 | Drugs and Druggists' Sundries Merchant Wholesalers | 214 | 2 071 | 7 525 | 18 | 5 | 6 | 5 | 1 | 1 | — | — | — | — |
| 4243 | Apparel, Piece Goods, and Notions Merchant Wholesalers | 60 | 376 | 1 890 | 11 | 8 | — | 2 | 1 | — | — | — | — | — |
| 42431 | Piece Goods, Notions, and Other Dry Goods Merchant Wholesalers | (A) | (D) | (D) | 3 | 2 | — | 1 | — | — | — | — | — | — |
| 424310 | Piece Goods, Notions, and Other Dry Goods Merchant Wholesalers | (A) | (D) | (D) | 3 | 2 | — | 1 | — | — | — | — | — | — |
| 42432 | Men's and Boys' Clothing and Furnishings Merchant Wholesalers | (A) | (D) | (D) | 3 | 2 | — | 1 | — | — | — | — | — | — |
| 424320 | Men's and Boys' Clothing and Furnishings Merchant Wholesalers | (A) | (D) | (D) | 3 | 2 | — | 1 | — | — | — | — | — | — |
| 42433 | Women's, Children's, and Infants' Clothing and Accessories Merchant Whol | (A) | (D) | (D) | 3 | 3 | — | — | — | — | — | — | — | — |
| 424330 | Women's, Children's, and Infants' Clothing and Accessories Merchant Whol | (A) | (D) | (D) | 3 | 3 | — | — | — | — | — | — | — | — |
| 42434 | Footwear Merchant Wholesalers | (B) | (D) | (D) | 2 | 1 | — | — | 1 | — | — | — | — | — |
| 424340 | Footwear Merchant Wholesalers | (B) | (D) | (D) | 2 | 1 | — | — | 1 | — | — | — | — | — |
| 4244 | Grocery and Related Product Wholesalers .. | 2 471 | 22 171 | 87 659 | 86 | 35 | 15 | 13 | 9 | 5 | 8 | 1 | — | — |
| 42441 | General Line Grocery Merchant Wholesalers | 1 015 | 10 507 | 39 663 | 8 | 1 | — | 1 | — | 1 | 4 | 1 | — | — |
| 424410 | General Line Grocery Merchant Wholesalers | 1 015 | 10 507 | 39 663 | 8 | 1 | — | 1 | — | 1 | 4 | 1 | — | — |
| 42442 | Packaged Frozen Food Merchant Wholesalers | (E) | (D) | (D) | 3 | — | 1 | — | — | — | 2 | — | — | — |
| 424420 | Packaged Frozen Food Merchant Wholesalers | (E) | (D) | (D) | 3 | — | 1 | — | — | — | 2 | — | — | — |
| 42443 | Dairy Product (except Dried or Canned) Merchant Wholesalers | (B) | (D) | (D) | 17 | 16 | — | 1 | — | — | — | — | — | — |
| 424430 | Dairy Product (except Dried or Canned) Merchant Wholesalers | (B) | (D) | (D) | 17 | 16 | — | 1 | — | — | — | — | — | — |
| 42444 | Poultry and Poultry Product Merchant Wholesalers | (A) | (D) | (D) | 1 | — | 1 | — | — | — | — | — | — | — |
| 424440 | Poultry and Poultry Product Merchant Wholesalers | (A) | (D) | (D) | 1 | — | 1 | — | — | — | — | — | — | — |
| 42445 | Confectionery Merchant Wholesalers | 197 | 1 228 | 5 318 | 6 | 2 | 2 | — | 1 | — | 1 | — | — | — |
| 424450 | Confectionery Merchant Wholesalers ... | 197 | 1 228 | 5 318 | 6 | 2 | 2 | — | 1 | — | 1 | — | — | — |
| 42446 | Fish and Seafood Merchant Wholesalers .. | (A) | (D) | (D) | 2 | 2 | — | — | — | — | — | — | — | — |
| 424460 | Fish and Seafood Merchant Wholesalers | (A) | (D) | (D) | 2 | 2 | — | — | — | — | — | — | — | — |
| 42447 | Meat and Meat Product Merchant Wholesalers | (B) | (D) | (D) | 3 | 1 | 1 | — | 1 | — | — | — | — | — |
| 424470 | Meat and Meat Product Merchant Wholesalers | (B) | (D) | (D) | 3 | 1 | 1 | — | 1 | — | — | — | — | — |
| 42448 | Fresh Fruit and Vegetable Merchant Wholesalers | 217 | 1 005 | 3 852 | 11 | 2 | 2 | 3 | 3 | 1 | — | — | — | — |
| 424480 | Fresh Fruit and Vegetable Merchant Wholesalers | 217 | 1 005 | 3 852 | 11 | 2 | 2 | 3 | 3 | 1 | — | — | — | — |
| 42449 | Other Grocery and Related Products Merchant Wholesalers | 657 | 6 290 | 24 314 | 35 | 11 | 8 | 8 | 4 | 3 | 1 | — | — | — |
| 424490 | Other Grocery and Related Products Merchant Wholesalers | 657 | 6 290 | 24 314 | 35 | 11 | 8 | 8 | 4 | 3 | 1 | — | — | — |
| 4245 | Farm Product Raw Material Merchant Wholesalers | 2 206 | 16 613 | 68 335 | 269 | 117 | 89 | 39 | 22 | 2 | — | — | — | — |
| 42451 | Grain and Field Bean Merchant Wholesalers | (G) | (D) | (D) | 251 | 107 | 87 | 38 | 17 | 2 | — | — | — | — |

See footnotes at end of table.

Table 2. The State—Employees, Payroll, and Establishments by Industry: 2003—Con.

[Excludes most government employees, railroad employees, and self-employed persons. Size class 1 to 4 includes establishments with payroll, but no employees, during mid-March pay period. (D) denotes figures withheld to avoid disclosing data for individual companies; the data are included in broader industry totals. For explanation of terms, abbreviations, and data reliability/comparability, see introductory text]

| NAICS code | Industry | Number of employees for week including March 12 | Payroll (\$1,000) | | Total number of establishments | Number of establishments by employment-size class | | | | | | | | | | |
|--------------|---|---|-------------------|----------------|--------------------------------|---|------------|------------|------------|-----------|------------|------------|------------|---------------|---|---|
| | | | First quarter | Annual | | 1 to 4 | 5 to 9 | 10 to 19 | 20 to 49 | 50 to 99 | 100 to 249 | 250 to 499 | 500 to 999 | 1,000 or more | | |
| 42 | Wholesale trade—Con. | | | | | | | | | | | | | | | |
| 424 | Merchant Wholesalers, Nondurable Goods—Con. | | | | | | | | | | | | | | | |
| 4245 | Farm Product Raw Material Merchant Wholesalers—Con. | | | | | | | | | | | | | | | |
| 42451 | Grain and Field Bean Merchant Wholesalers—Con. | | | | | | | | | | | | | | | |
| 424510 | Grain and Field Bean Merchant Wholesalers..... | (G) | (D) | (D) | 251 | 107 | 87 | 38 | 17 | 2 | — | — | — | — | — | — |
| 42452 | Livestock Merchant Wholesalers..... | (C) | (D) | (D) | 14 | 7 | 1 | 1 | 5 | — | — | — | — | — | — | — |
| 424520 | Livestock Merchant Wholesalers..... | (C) | (D) | (D) | 14 | 7 | 1 | 1 | 5 | — | — | — | — | — | — | — |
| 42459 | Other Farm Product Raw Material Merchant Wholesalers..... | 20 | 152 | 670 | 4 | 3 | 1 | — | — | — | — | — | — | — | — | — |
| 424590 | Other Farm Product Raw Material Merchant Wholesalers..... | 20 | 152 | 670 | 4 | 3 | 1 | — | — | — | — | — | — | — | — | — |
| 4246 | Chemical and Allied Products Merchant Wholesalers..... | (E) | (D) | (D) | 35 | 18 | 8 | 7 | 2 | — | — | — | — | — | — | — |
| 42461 | Plastics Materials and Basic Forms and Shapes Merchant Wholesalers..... | (B) | (D) | (D) | 6 | 2 | 2 | 2 | — | — | — | — | — | — | — | — |
| 424610 | Plastics Materials and Basic Forms and Shapes Merchant Wholesalers..... | (B) | (D) | (D) | 6 | 2 | 2 | 2 | — | — | — | — | — | — | — | — |
| 42469 | Other Chemical and Allied Products Merchant Wholesalers..... | (C) | (D) | (D) | 29 | 16 | 6 | 5 | 2 | — | — | — | — | — | — | — |
| 424690 | Other Chemical and Allied Products Merchant Wholesalers..... | (C) | (D) | (D) | 29 | 16 | 6 | 5 | 2 | — | — | — | — | — | — | — |
| 4247 | Petroleum and Petroleum Products Merchant Wholesalers..... | 446 | 3 092 | 13 108 | 53 | 28 | 9 | 12 | 2 | 2 | — | — | — | — | — | — |
| 42471 | Petroleum Bulk Stations and Terminals..... | 293 | 2 115 | 8 784 | 34 | 17 | 6 | 8 | 2 | 1 | — | — | — | — | — | — |
| 424710 | Petroleum Bulk Stations and Terminals..... | 293 | 2 115 | 8 784 | 34 | 17 | 6 | 8 | 2 | 1 | — | — | — | — | — | — |
| 42472 | Petroleum and Petroleum Products Merchant Wholesalers (except Bulk Stations)..... | 153 | 977 | 4 324 | 19 | 11 | 3 | 4 | — | 1 | — | — | — | — | — | — |
| 424720 | Petroleum and Petroleum Products Merchant Wholesalers (except Bulk Stations)..... | 153 | 977 | 4 324 | 19 | 11 | 3 | 4 | — | 1 | — | — | — | — | — | — |
| 4248 | Beer, Wine, and Distilled Alcoholic Beverage Merchant Wholesalers..... | 437 | 4 045 | 17 860 | 23 | 4 | 4 | 6 | 8 | 1 | — | — | — | — | — | — |
| 42481 | Beer and Ale Merchant Wholesalers..... | (E) | (D) | (D) | 19 | 3 | 4 | 6 | 6 | — | — | — | — | — | — | — |
| 424810 | Beer and Ale Merchant Wholesalers..... | (E) | (D) | (D) | 19 | 3 | 4 | 6 | 6 | — | — | — | — | — | — | — |
| 42482 | Wine and Distilled Alcoholic Beverage Merchant Wholesalers..... | (C) | (D) | (D) | 4 | 1 | — | — | 2 | 1 | — | — | — | — | — | — |
| 424820 | Wine and Distilled Alcoholic Beverage Merchant Wholesalers..... | (C) | (D) | (D) | 4 | 1 | — | — | 2 | 1 | — | — | — | — | — | — |
| 4249 | Miscellaneous Nondurable Goods Merchant Wholesalers..... | 1 136 | 8 773 | 38 466 | 144 | 76 | 47 | 14 | 1 | 4 | 2 | — | — | — | — | — |
| 42491 | Farm Supplies Merchant Wholesalers..... | 705 | 6 175 | 27 892 | 101 | 54 | 34 | 11 | — | — | — | — | — | — | — | — |
| 424910 | Farm Supplies Merchant Wholesalers..... | 705 | 6 175 | 27 892 | 101 | 54 | 34 | 11 | — | — | — | — | — | — | — | — |
| 42492 | Book, Periodical, and Newspaper Merchant Wholesalers..... | 92 | 547 | 2 035 | 7 | 4 | 2 | — | — | 1 | — | — | — | — | — | — |
| 424920 | Book, Periodical, and Newspaper Merchant Wholesalers..... | 92 | 547 | 2 035 | 7 | 4 | 2 | — | — | 1 | — | — | — | — | — | — |
| 42493 | Flower, Nursery Stock, and Florists' Supplies Merchant Wholesalers..... | (A) | (D) | (D) | 7 | 5 | 2 | — | — | — | — | — | — | — | — | — |
| 424930 | Flower, Nursery Stock, and Florists' Supplies Merchant Wholesalers..... | (A) | (D) | (D) | 7 | 5 | 2 | — | — | — | — | — | — | — | — | — |
| 42494 | Tobacco and Tobacco Product Merchant Wholesalers..... | 206 | 1 267 | 5 584 | 6 | 1 | 1 | — | 1 | 3 | — | — | — | — | — | — |
| 424940 | Tobacco and Tobacco Product Merchant Wholesalers..... | 206 | 1 267 | 5 584 | 6 | 1 | 1 | — | 1 | 3 | — | — | — | — | — | — |
| 42495 | Paint, Varnish, and Supplies Merchant Wholesalers..... | (B) | (D) | (D) | 7 | 3 | 3 | 1 | — | — | — | — | — | — | — | — |
| 424950 | Paint, Varnish, and Supplies Merchant Wholesalers..... | (B) | (D) | (D) | 7 | 3 | 3 | 1 | — | — | — | — | — | — | — | — |
| 42499 | Other Miscellaneous Nondurable Goods Merchant Wholesalers..... | 79 | 453 | 1 507 | 16 | 9 | 5 | 2 | — | — | — | — | — | — | — | — |
| 424990 | Other Miscellaneous Nondurable Goods Merchant Wholesalers..... | 79 | 453 | 1 507 | 16 | 9 | 5 | 2 | — | — | — | — | — | — | — | — |
| 425 | Wholesale Electronic Markets and Agents and Brokers..... | (F) | (D) | (D) | 50 | 32 | 6 | 5 | 4 | 1 | 2 | — | — | — | — | — |
| 4251 | Wholesale Electronic Markets and Agents and Brokers..... | (F) | (D) | (D) | 50 | 32 | 6 | 5 | 4 | 1 | 2 | — | — | — | — | — |
| 42511 | Business to Business Electronic Markets..... | (A) | (D) | (D) | 1 | 1 | — | — | — | — | — | — | — | — | — | — |
| 425110 | Business to Business Electronic Markets..... | (A) | (D) | (D) | 1 | 1 | — | — | — | — | — | — | — | — | — | — |
| 42512 | Wholesale Trade Agents and Brokers..... | (F) | (D) | (D) | 49 | 31 | 6 | 5 | 4 | 1 | 2 | — | — | — | — | — |
| 425120 | Wholesale Trade Agents and Brokers..... | (F) | (D) | (D) | 49 | 31 | 6 | 5 | 4 | 1 | 2 | — | — | — | — | — |
| 44-45 | Retail trade..... | 41 870 | 188 448 | 789 161 | 3 460 | 1 477 | 983 | 571 | 295 | 64 | 63 | 7 | — | — | — | — |
| 441 | Motor vehicle & parts dealers..... | 6 405 | 44 874 | 197 685 | 484 | 198 | 115 | 97 | 48 | 18 | 8 | — | — | — | — | — |
| 4411 | Automobile dealers..... | 3 973 | 30 441 | 133 735 | 184 | 65 | 33 | 34 | 29 | 16 | 7 | — | — | — | — | — |
| 44111 | New car dealers..... | 3 736 | 29 425 | 127 050 | 114 | 14 | 18 | 30 | 29 | 16 | 7 | — | — | — | — | — |
| 441110 | New car dealers..... | 3 736 | 29 425 | 127 050 | 114 | 14 | 18 | 30 | 29 | 16 | 7 | — | — | — | — | — |
| 44112 | Used car dealers..... | 237 | 1 016 | 6 685 | 70 | 51 | 15 | 4 | — | — | — | — | — | — | — | — |
| 441120 | Used car dealers..... | 237 | 1 016 | 6 685 | 70 | 51 | 15 | 4 | — | — | — | — | — | — | — | — |
| 4412 | Other motor vehicle dealers..... | 605 | 3 740 | 18 821 | 82 | 42 | 20 | 13 | 6 | 1 | — | — | — | — | — | — |
| 44121 | Recreational vehicle dealers..... | 189 | 1 454 | 6 145 | 19 | 7 | 6 | 3 | 2 | 1 | — | — | — | — | — | — |
| 441210 | Recreational vehicle dealers..... | 189 | 1 454 | 6 145 | 19 | 7 | 6 | 3 | 2 | 1 | — | — | — | — | — | — |
| 44122 | Motorcycle & boat & other MV dealers..... | 416 | 2 286 | 12 676 | 63 | 35 | 14 | 10 | 4 | — | — | — | — | — | — | — |
| 441221 | Motorcycle dealers..... | 173 | 958 | 5 981 | 26 | 15 | 4 | 6 | 1 | — | — | — | — | — | — | — |
| 441222 | Boat dealers..... | 160 | 896 | 4 786 | 16 | 8 | 1 | 4 | 3 | — | — | — | — | — | — | — |
| 441229 | All other motor vehicle dealers..... | 83 | 432 | 1 909 | 21 | 12 | 9 | — | — | — | — | — | — | — | — | — |
| 4413 | Automotive parts, accessories & tire stores..... | 1 827 | 10 693 | 45 129 | 218 | 91 | 62 | 50 | 13 | 1 | 1 | — | — | — | — | — |
| 44131 | Automotive parts, accessories & tire stores..... | 985 | 5 650 | 24 358 | 152 | 76 | 47 | 23 | 6 | — | — | — | — | — | — | — |

See footnotes at end of table.

Table 2. The State—Employees, Payroll, and Establishments by Industry: 2003—Con.

[Excludes most government employees, railroad employees, and self-employed persons. Size class 1 to 4 includes establishments with payroll, but no employees, during mid-March pay period. (D) denotes figures withheld to avoid disclosing data for individual companies; the data are included in broader industry totals. For explanation of terms, abbreviations, and data reliability/comparability, see introductory text]

| NAICS code | Industry | Number of employees for week including March 12 | Payroll (\$1,000) | | Total number of establishments | Number of establishments by employment-size class | | | | | | | | | | | | |
|--------------|--|---|-------------------|--------|--------------------------------|---|--------|----------|----------|----------|------------|------------|------------|---------------|---|---|---|---|
| | | | First quarter | Annual | | 1 to 4 | 5 to 9 | 10 to 19 | 20 to 49 | 50 to 99 | 100 to 249 | 250 to 499 | 500 to 999 | 1,000 or more | | | | |
| 44-45 | Retail trade—Con. | | | | | | | | | | | | | | | | | |
| 441 | Motor vehicle & parts dealers—Con. | | | | | | | | | | | | | | | | | |
| 4413 | Automotive parts, accessories & tire stores—Con. | | | | | | | | | | | | | | | | | |
| 44131 | Automotive parts, accessories & tire stores—Con. | | | | | | | | | | | | | | | | | |
| 441310 | Automotive parts, accessories & tire stores | 985 | 5 650 | 24 358 | 152 | 76 | 47 | 23 | 6 | — | — | — | — | — | — | — | — | — |
| 44132 | Tire dealers | 842 | 5 043 | 20 771 | 66 | 15 | 15 | 27 | 7 | 1 | 1 | — | — | — | — | — | — | — |
| 441320 | Tire dealers | 842 | 5 043 | 20 771 | 66 | 15 | 15 | 27 | 7 | 1 | 1 | — | — | — | — | — | — | — |
| 442 | Furniture & home furnishing stores | 1 227 | 6 216 | 27 898 | 146 | 72 | 31 | 29 | 11 | 3 | — | — | — | — | — | — | — | — |
| 4421 | Furniture stores | 566 | 2 709 | 12 960 | 59 | 28 | 14 | 10 | 4 | 3 | — | — | — | — | — | — | — | — |
| 44211 | Furniture stores | 566 | 2 709 | 12 960 | 59 | 28 | 14 | 10 | 4 | 3 | — | — | — | — | — | — | — | — |
| 442110 | Furniture stores | 566 | 2 709 | 12 960 | 59 | 28 | 14 | 10 | 4 | 3 | — | — | — | — | — | — | — | — |
| 4422 | Home furnishings stores | 661 | 3 507 | 14 938 | 87 | 44 | 17 | 19 | 7 | — | — | — | — | — | — | — | — | — |
| 44221 | Floor covering stores | 426 | 2 790 | 11 830 | 48 | 19 | 12 | 12 | 5 | — | — | — | — | — | — | — | — | — |
| 442210 | Floor covering stores | 426 | 2 790 | 11 830 | 48 | 19 | 12 | 12 | 5 | — | — | — | — | — | — | — | — | — |
| 44229 | Other home furnishings stores | 235 | 717 | 3 108 | 39 | 25 | 5 | 7 | 2 | — | — | — | — | — | — | — | — | — |
| 442291 | Window treatment stores | (A) | (D) | (D) | 6 | 4 | 2 | — | — | — | — | — | — | — | — | — | — | — |
| 442299 | All other home furnishings stores | (C) | (D) | (D) | 33 | 21 | 3 | 7 | 2 | — | — | — | — | — | — | — | — | — |
| 443 | Electronics & appliance stores | 1 233 | 6 759 | 28 113 | 154 | 84 | 43 | 14 | 10 | 2 | 1 | — | — | — | — | — | — | — |
| 4431 | Electronics & appliance stores | 1 233 | 6 759 | 28 113 | 154 | 84 | 43 | 14 | 10 | 2 | 1 | — | — | — | — | — | — | — |
| 44311 | Appliance, TV & all other electronics stores | (F) | (D) | (D) | 101 | 59 | 27 | 7 | 6 | 1 | 1 | — | — | — | — | — | — | — |
| 443111 | Household appliance stores | (C) | (D) | (D) | 41 | 23 | 14 | 2 | 2 | — | — | — | — | — | — | — | — | — |
| 443112 | Radio, television & other electronics stores | (F) | (D) | (D) | 60 | 36 | 13 | 5 | 4 | 1 | 1 | — | — | — | — | — | — | — |
| 44312 | Computer & software stores | 395 | 2 459 | 10 695 | 48 | 25 | 13 | 6 | 3 | 1 | — | — | — | — | — | — | — | — |
| 443120 | Computer & software stores | 395 | 2 459 | 10 695 | 48 | 25 | 13 | 6 | 3 | 1 | — | — | — | — | — | — | — | — |
| 44313 | Camera & photographic supplies stores | (B) | (D) | (D) | 5 | — | 3 | 1 | 1 | — | — | — | — | — | — | — | — | — |
| 443130 | Camera & photographic supplies stores | (B) | (D) | (D) | 5 | — | 3 | 1 | 1 | — | — | — | — | — | — | — | — | — |
| 444 | Bldg material & garden equip & supp dealers .. | 4 006 | 22 969 | 94 600 | 434 | 206 | 132 | 59 | 28 | 2 | 7 | — | — | — | — | — | — | — |
| 4441 | Building material & supplies dealers | 2 708 | 15 871 | 63 352 | 299 | 148 | 93 | 35 | 16 | 1 | 6 | — | — | — | — | — | — | — |
| 44411 | Home centers | (F) | (D) | (D) | 15 | 6 | 2 | 1 | — | — | 6 | — | — | — | — | — | — | — |
| 444110 | Home centers | (F) | (D) | (D) | 15 | 6 | 2 | 1 | — | — | 6 | — | — | — | — | — | — | — |
| 44412 | Paint & wallpaper stores | (B) | (D) | (D) | 18 | 9 | 9 | — | — | — | — | — | — | — | — | — | — | — |
| 444120 | Paint & wallpaper stores | (B) | (D) | (D) | 18 | 9 | 9 | — | — | — | — | — | — | — | — | — | — | — |
| 44413 | Hardware stores | (F) | (D) | (D) | 103 | 54 | 30 | 11 | 7 | 1 | — | — | — | — | — | — | — | — |
| 444130 | Hardware stores | (F) | (D) | (D) | 103 | 54 | 30 | 11 | 7 | 1 | — | — | — | — | — | — | — | — |
| 44419 | Other building material dealers | 1 052 | 6 921 | 29 453 | 163 | 79 | 52 | 23 | 9 | — | — | — | — | — | — | — | — | — |
| 444190 | Other building material dealers | 1 052 | 6 921 | 29 453 | 163 | 79 | 52 | 23 | 9 | — | — | — | — | — | — | — | — | — |
| 4442 | Lawn & garden equip & supplies stores | 1 298 | 7 098 | 31 248 | 135 | 58 | 39 | 24 | 12 | 1 | 1 | — | — | — | — | — | — | — |
| 44421 | Outdoor power equipment stores | (B) | (D) | (D) | 10 | 3 | 5 | 2 | — | — | — | — | — | — | — | — | — | — |
| 444210 | Outdoor power equipment stores | (B) | (D) | (D) | 10 | 3 | 5 | 2 | — | — | — | — | — | — | — | — | — | — |
| 44422 | Nursery & garden centers | (G) | (D) | (D) | 125 | 55 | 34 | 22 | 12 | 1 | 1 | — | — | — | — | — | — | — |
| 444220 | Nursery & garden centers | (G) | (D) | (D) | 125 | 55 | 34 | 22 | 12 | 1 | 1 | — | — | — | — | — | — | — |
| 445 | Food & beverage stores | 7 209 | 22 111 | 93 461 | 390 | 163 | 85 | 66 | 41 | 15 | 20 | — | — | — | — | — | — | — |
| 4451 | Grocery stores | (I) | (D) | (D) | 208 | 63 | 33 | 45 | 32 | 15 | 20 | — | — | — | — | — | — | — |
| 44511 | Grocery (except convenience) stores | 6 103 | 19 002 | 79 080 | 199 | 56 | 32 | 45 | 31 | 15 | 20 | — | — | — | — | — | — | — |
| 445110 | Grocery (except convenience) stores | 6 103 | 19 002 | 79 080 | 199 | 56 | 32 | 45 | 31 | 15 | 20 | — | — | — | — | — | — | — |
| 44512 | Convenience stores | (B) | (D) | (D) | 9 | 7 | 1 | — | 1 | — | — | — | — | — | — | — | — | — |
| 445120 | Convenience stores | (B) | (D) | (D) | 9 | 7 | 1 | — | 1 | — | — | — | — | — | — | — | — | — |
| 4452 | Specialty food stores | (E) | (D) | (D) | 72 | 43 | 19 | 7 | 3 | — | — | — | — | — | — | — | — | — |
| 44521 | Meat markets | 163 | 652 | 2 597 | 33 | 19 | 9 | 5 | — | — | — | — | — | — | — | — | — | — |
| 445210 | Meat markets | 163 | 652 | 2 597 | 33 | 19 | 9 | 5 | — | — | — | — | — | — | — | — | — | — |
| 44523 | Fruit & vegetable markets | (B) | (D) | (D) | 3 | 2 | — | — | 1 | — | — | — | — | — | — | — | — | — |
| 445230 | Fruit & vegetable markets | (B) | (D) | (D) | 3 | 2 | — | — | 1 | — | — | — | — | — | — | — | — | — |
| 44529 | Other specialty food stores | (C) | (D) | (D) | 36 | 22 | 10 | 2 | 2 | — | — | — | — | — | — | — | — | — |
| 445291 | Baked goods stores | (C) | (D) | (D) | 19 | 9 | 8 | 1 | 1 | — | — | — | — | — | — | — | — | — |
| 445292 | Confectionery & nut stores | (A) | (D) | (D) | 3 | 2 | 1 | — | — | — | — | — | — | — | — | — | — | — |
| 445299 | All other specialty food stores | (B) | (D) | (D) | 14 | 11 | 1 | — | 1 | — | — | — | — | — | — | — | — | — |
| 4453 | Beer, wine & liquor stores | 684 | 1 726 | 7 724 | 110 | 57 | 33 | 14 | 6 | — | — | — | — | — | — | — | — | — |
| 44531 | Beer, wine & liquor stores | 684 | 1 726 | 7 724 | 110 | 57 | 33 | 14 | 6 | — | — | — | — | — | — | — | — | — |
| 445310 | Beer, wine & liquor stores | 684 | 1 726 | 7 724 | 110 | 57 | 33 | 14 | 6 | — | — | — | — | — | — | — | — | — |
| 446 | Health & personal care stores | 2 203 | 12 567 | 51 545 | 247 | 80 | 100 | 39 | 26 | 2 | — | — | — | — | — | — | — | — |
| 4461 | Health & personal care stores | 2 203 | 12 567 | 51 545 | 247 | 80 | 100 | 39 | 26 | 2 | — | — | — | — | — | — | — | — |
| 44611 | Pharmacies & drug stores | 1 605 | 9 998 | 41 327 | 159 | 31 | 74 | 35 | 18 | 1 | — | — | — | — | — | — | — | — |
| 446110 | Pharmacies & drug stores | 1 605 | 9 998 | 41 327 | 159 | 31 | 74 | 35 | 18 | 1 | — | — | — | — | — | — | — | — |
| 44612 | Cosmetics, beauty supplies & perfume stores | (C) | (D) | (D) | 22 | 11 | 3 | 2 | 6 | — | — | — | — | — | — | — | — | — |
| 446120 | Cosmetics, beauty supplies & perfume stores | (C) | (D) | (D) | 22 | 11 | 3 | 2 | 6 | — | — | — | — | — | — | — | — | — |
| 44613 | Optical goods stores | (C) | (D) | (D) | 35 | 21 | 13 | 1 | — | — | — | — | — | — | — | — | — | — |
| 446130 | Optical goods stores | (C) | (D) | (D) | 35 | 21 | 13 | 1 | — | — | — | — | — | — | — | — | — | — |
| 44619 | Other health & personal care stores | (C) | (D) | (D) | 31 | 17 | 10 | 1 | 2 | 1 | — | — | — | — | — | — | — | — |
| 446191 | Food (health) supplement stores | (C) | (D) | (D) | 18 | 7 | 9 | 1 | 1 | — | — | — | — | — | — | — | — | — |
| 446199 | All other health & personal care stores .. | (C) | (D) | (D) | 13 | 10 | 1 | — | 1 | 1 | — | — | — | — | — | — | — | — |
| 447 | Gasoline stations | 4 858 | 17 418 | 72 808 | 482 | 146 | 179 | 106 | 45 | 3 | 3 | — | — | — | — | — | — | — |
| 4471 | Gasoline stations | 4 858 | 17 418 | 72 808 | 482 | 146 | 179 | 106 | 45 | 3 | 3 | — | — | — | — | — | — | — |
| 44711 | Gasoline stations with convenience stores | 3 037 | 9 651 | 40 352 | 300 | 53 | 141 | 74 | 30 | 2 | — | — | — | — | — | — | — | — |
| 447110 | Gasoline stations with convenience stores | 3 037 | 9 651 | 40 352 | 300 | 53 | 141 | 74 | 30 | 2 | — | — | — | — | — | — | — | — |
| 44719 | Other gasoline stations | 1 821 | 7 767 | 32 456 | 182 | 93 | 38 | 32 | 15 | 1 | 3 | — | — | — | — | — | — | — |
| 447190 | Other gasoline stations | 1 821 | 7 767 | 32 456 | 182 | 93 | 38 | 32 | 15 | 1 | 3 | — | | | | | | |

Table 2. The State—Employees, Payroll, and Establishments by Industry: 2003—Con.

[Excludes most government employees, railroad employees, and self-employed persons. Size class 1 to 4 includes establishments with payroll, but no employees, during mid-March pay period. (D) denotes figures withheld to avoid disclosing data for individual companies; the data are included in broader industry totals. For explanation of terms, abbreviations, and data reliability/comparability, see introductory text]

| NAICS code | Industry | Number of employees for week including March 12 | Payroll (\$1,000) | | Total number of establishments | Number of establishments by employment-size class | | | | | | | | | | | | | | |
|--------------|---|---|-------------------|---------|--------------------------------|---|--------|----------|----------|----------|------------|------------|------------|---------------|---|---|---|---|---|---|
| | | | First quarter | Annual | | 1 to 4 | 5 to 9 | 10 to 19 | 20 to 49 | 50 to 99 | 100 to 249 | 250 to 499 | 500 to 999 | 1,000 or more | | | | | | |
| 44-45 | Retail trade—Con. | | | | | | | | | | | | | | | | | | | |
| 448 | Clothing & clothing accessories stores | 2 593 | 7 659 | 30 030 | 308 | 119 | 99 | 68 | 18 | 4 | — | — | — | — | — | — | — | — | — | — |
| 4481 | Clothing stores | 1 995 | 4 970 | 19 988 | 202 | 73 | 56 | 53 | 16 | 4 | — | — | — | — | — | — | — | — | — | — |
| 44811 | Men's clothing stores | 78 | 297 | 1 430 | 15 | 11 | 1 | 3 | — | — | — | — | — | — | — | — | — | — | — | — |
| 448110 | Men's clothing stores | 78 | 297 | 1 430 | 15 | 11 | 1 | 3 | — | — | — | — | — | — | — | — | — | — | — | — |
| 44812 | Women's clothing stores | 597 | 1 412 | 5 762 | 69 | 21 | 23 | 22 | 2 | 1 | — | — | — | — | — | — | — | — | — | — |
| 448120 | Women's clothing stores | 597 | 1 412 | 5 762 | 69 | 21 | 23 | 22 | 2 | 1 | — | — | — | — | — | — | — | — | — | — |
| 44813 | Children's & infants' clothing stores | (B) | (D) | (D) | 5 | 1 | — | 3 | 1 | — | — | — | — | — | — | — | — | — | — | — |
| 448130 | Children's & infants' clothing stores | (B) | (D) | (D) | 5 | 1 | — | 3 | 1 | — | — | — | — | — | — | — | — | — | — | — |
| 44814 | Family clothing stores | 918 | 2 222 | 8 541 | 65 | 21 | 12 | 20 | 9 | 3 | — | — | — | — | — | — | — | — | — | — |
| 448140 | Family clothing stores | 918 | 2 222 | 8 541 | 65 | 21 | 12 | 20 | 9 | 3 | — | — | — | — | — | — | — | — | — | — |
| 44815 | Clothing accessories stores | (B) | (D) | (D) | 10 | 3 | 6 | 1 | — | — | — | — | — | — | — | — | — | — | — | — |
| 448150 | Clothing accessories stores | (B) | (D) | (D) | 10 | 3 | 6 | 1 | — | — | — | — | — | — | — | — | — | — | — | — |
| 44819 | Other clothing stores | 282 | 791 | 3 212 | 38 | 16 | 14 | 4 | 4 | — | — | — | — | — | — | — | — | — | — | — |
| 448190 | Other clothing stores | 282 | 791 | 3 212 | 38 | 16 | 14 | 4 | 4 | — | — | — | — | — | — | — | — | — | — | — |
| 4482 | Shoe stores | 284 | 754 | 3 324 | 57 | 28 | 24 | 5 | — | — | — | — | — | — | — | — | — | — | — | — |
| 44821 | Shoe stores | 284 | 754 | 3 324 | 57 | 28 | 24 | 5 | — | — | — | — | — | — | — | — | — | — | — | — |
| 448210 | Shoe stores | 284 | 754 | 3 324 | 57 | 28 | 24 | 5 | — | — | — | — | — | — | — | — | — | — | — | — |
| 4483 | Jewelry, luggage & leather goods stores | 314 | 1 935 | 6 718 | 49 | 18 | 19 | 10 | 2 | — | — | — | — | — | — | — | — | — | — | — |
| 44831 | Jewelry stores | 314 | 1 935 | 6 718 | 49 | 18 | 19 | 10 | 2 | — | — | — | — | — | — | — | — | — | — | — |
| 448310 | Jewelry stores | 314 | 1 935 | 6 718 | 49 | 18 | 19 | 10 | 2 | — | — | — | — | — | — | — | — | — | — | — |
| 451 | Sporting goods, hobby, book & music stores .. | 1 665 | 5 877 | 22 894 | 163 | 73 | 50 | 23 | 13 | 2 | 2 | — | — | — | — | — | — | — | — | — |
| 4511 | Sporting goods, hobby, musical instrument stores | 1 234 | 4 814 | 18 677 | 116 | 56 | 32 | 16 | 8 | 2 | 2 | — | — | — | — | — | — | — | — | — |
| 45111 | Sporting goods stores | 730 | 3 295 | 12 631 | 52 | 25 | 16 | 5 | 2 | 2 | — | — | — | — | — | — | — | — | — | — |
| 451110 | Sporting goods stores | 730 | 3 295 | 12 631 | 52 | 25 | 16 | 5 | 2 | 2 | — | — | — | — | — | — | — | — | — | — |
| 45112 | Hobby, toy & game stores | (C) | (D) | (D) | 24 | 9 | 10 | 1 | 4 | — | — | — | — | — | — | — | — | — | — | — |
| 451120 | Hobby, toy & game stores | (C) | (D) | (D) | 24 | 9 | 10 | 1 | 4 | — | — | — | — | — | — | — | — | — | — | — |
| 45113 | Sewing, needlework & piece goods stores | (C) | (D) | (D) | 25 | 14 | 2 | 8 | 1 | — | — | — | — | — | — | — | — | — | — | — |
| 451130 | Sewing, needlework & piece goods stores | (C) | (D) | (D) | 25 | 14 | 2 | 8 | 1 | — | — | — | — | — | — | — | — | — | — | — |
| 45114 | Musical instrument & supplies stores | (B) | (D) | (D) | 15 | 8 | 4 | 2 | 1 | — | — | — | — | — | — | — | — | — | — | — |
| 451140 | Musical instrument & supplies stores | (B) | (D) | (D) | 15 | 8 | 4 | 2 | 1 | — | — | — | — | — | — | — | — | — | — | — |
| 4512 | Book, periodical & music stores | 431 | 1 063 | 4 217 | 47 | 17 | 18 | 7 | 5 | — | — | — | — | — | — | — | — | — | — | — |
| 45121 | Book stores & news dealers | (E) | (D) | (D) | 28 | 12 | 6 | 6 | 4 | — | — | — | — | — | — | — | — | — | — | — |
| 451211 | Book stores | (E) | (D) | (D) | 26 | 10 | 6 | 6 | 4 | — | — | — | — | — | — | — | — | — | — | — |
| 451212 | News dealers & newsstands | (A) | (D) | (D) | 2 | 2 | — | — | — | — | — | — | — | — | — | — | — | — | — | — |
| 45122 | Prerecorded tape, CD & record stores | (C) | (D) | (D) | 19 | 5 | 12 | 1 | 1 | — | — | — | — | — | — | — | — | — | — | — |
| 451220 | Prerecorded tape, CD & record stores .. | (C) | (D) | (D) | 19 | 5 | 12 | 1 | 1 | — | — | — | — | — | — | — | — | — | — | — |
| 452 | General merchandise stores | 6 799 | 25 666 | 101 912 | 103 | 19 | 12 | 8 | 25 | 11 | 22 | 6 | — | — | — | — | — | — | — | — |
| 4521 | Department stores | 5 354 | 21 132 | 82 347 | 39 | 1 | — | — | 3 | 10 | 20 | 5 | — | — | — | — | — | — | — | — |
| 45211 | Department stores | 5 354 | 21 132 | 82 347 | 39 | 1 | — | — | 3 | 10 | 20 | 5 | — | — | — | — | — | — | — | — |
| 452111 | Department Stores (except Discount Department Stores) | 1 925 | 7 104 | 27 679 | 16 | — | — | — | 2 | 3 | 10 | 1 | — | — | — | — | — | — | — | — |
| 452112 | Discount Department Stores | 3 429 | 14 028 | 54 668 | 23 | 1 | — | — | 1 | 7 | 10 | 4 | — | — | — | — | — | — | — | — |
| 4529 | Other general merchandise stores | 1 445 | 4 534 | 19 565 | 64 | 18 | 12 | 8 | 22 | 1 | 2 | 1 | — | — | — | — | — | — | — | — |
| 45291 | Warehouse clubs & superstores | (F) | (D) | (D) | 3 | — | — | — | — | — | 2 | 1 | — | — | — | — | — | — | — | — |
| 452910 | Warehouse clubs & superstores | (F) | (D) | (D) | 3 | — | — | — | — | — | 2 | 1 | — | — | — | — | — | — | — | — |
| 45299 | All other general merchandise stores | (F) | (D) | (D) | 61 | 18 | 12 | 8 | 22 | 1 | — | — | — | — | — | — | — | — | — | — |
| 452990 | All other general merchandise stores ... | (F) | (D) | (D) | 61 | 18 | 12 | 8 | 22 | 1 | — | — | — | — | — | — | — | — | — | — |
| 453 | Miscellaneous store retailers | 2 035 | 7 087 | 30 256 | 346 | 197 | 90 | 41 | 17 | 1 | — | — | — | — | — | — | — | — | — | — |
| 4531 | Florists | 336 | 849 | 3 598 | 84 | 57 | 20 | 7 | — | — | — | — | — | — | — | — | — | — | — | — |
| 45311 | Florists | 336 | 849 | 3 598 | 84 | 57 | 20 | 7 | — | — | — | — | — | — | — | — | — | — | — | — |
| 453110 | Florists | 336 | 849 | 3 598 | 84 | 57 | 20 | 7 | — | — | — | — | — | — | — | — | — | — | — | — |
| 4532 | Office supplies, stationery & gift stores | 874 | 3 085 | 12 058 | 118 | 57 | 31 | 19 | 10 | 1 | — | — | — | — | — | — | — | — | — | — |
| 45321 | Office supplies & stationery stores | (E) | (D) | (D) | 26 | 10 | 4 | 4 | 7 | 1 | — | — | — | — | — | — | — | — | — | — |
| 453210 | Office supplies & stationery stores | (E) | (D) | (D) | 26 | 10 | 4 | 4 | 7 | 1 | — | — | — | — | — | — | — | — | — | — |
| 45322 | Gift, novelty & souvenir stores | (F) | (D) | (D) | 92 | 47 | 27 | 15 | 3 | — | — | — | — | — | — | — | — | — | — | — |
| 453220 | Gift, novelty & souvenir stores | (F) | (D) | (D) | 92 | 47 | 27 | 15 | 3 | — | — | — | — | — | — | — | — | — | — | — |
| 4533 | Used merchandise stores | 234 | 680 | 2 875 | 37 | 21 | 11 | 2 | 3 | — | — | — | — | — | — | — | — | — | — | — |
| 45331 | Used merchandise stores | 234 | 680 | 2 875 | 37 | 21 | 11 | 2 | 3 | — | — | — | — | — | — | — | — | — | — | — |
| 453310 | Used merchandise stores | 234 | 680 | 2 875 | 37 | 21 | 11 | 2 | 3 | — | — | — | — | — | — | — | — | — | — | — |
| 4539 | Other miscellaneous store retailers | 591 | 2 473 | 11 725 | 107 | 62 | 28 | 13 | 4 | — | — | — | — | — | — | — | — | — | — | — |
| 45391 | Pet & pet supplies stores | (C) | (D) | (D) | 12 | 5 | 3 | 2 | 2 | — | — | — | — | — | — | — | — | — | — | — |
| 453910 | Pet & pet supplies stores | (C) | (D) | (D) | 12 | 5 | 3 | 2 | 2 | — | — | — | — | — | — | — | — | — | — | — |
| 45392 | Art dealers | (A) | (D) | (D) | 7 | 7 | — | — | — | — | — | — | — | — | — | — | — | — | — | — |
| 453920 | Art dealers | (A) | (D) | (D) | 7 | 7 | — | — | — | — | — | — | — | — | — | — | — | — | — | — |
| 45393 | Manufactured (mobile) home dealers | (C) | (D) | (D) | 17 | 9 | 3 | 4 | 1 | — | — | — | — | — | — | — | — | — | — | — |
| 453930 | Manufactured (mobile) home dealers ... | (C) | (D) | (D) | 17 | 9 | 3 | 4 | 1 | — | — | — | — | — | — | — | — | — | — | — |
| 45399 | All other miscellaneous store retailers | 330 | 1 495 | 6 893 | 71 | 41 | 23 | 7 | 1 | — | — | — | — | — | — | — | — | — | — | — |
| 453991 | Tobacco stores | 81 | 261 | 1 115 | 16 | 7 | 8 | 1 | — | — | — | — | — | — | — | — | — | — | — | — |
| 453998 | All other misc store retailers (exc tobacco) | 249 | 1 234 | 5 778 | 55 | 34 | 14 | 6 | 1 | — | — | — | — | — | — | — | — | — | — | — |
| 454 | Nonstore retailers | 1 637 | 9 245 | 37 959 | 203 | 120 | 47 | 21 | | | | | | | | | | | | |

Table 2. The State—Employees, Payroll, and Establishments by Industry: 2003—Con.

[Excludes most government employees, railroad employees, and self-employed persons. Size class 1 to 4 includes establishments with payroll, but no employees, during mid-March pay period. (D) denotes figures withheld to avoid disclosing data for individual companies; the data are included in broader industry totals. For explanation of terms, abbreviations, and data reliability/comparability, see introductory text]

| NAICS code | Industry | Number of employees for week including March 12 | Payroll (\$1,000) | | Total number of establishments | Number of establishments by employment-size class | | | | | | | | | |
|--------------|--|---|-------------------|----------------|--------------------------------|---|------------|------------|-----------|-----------|------------|------------|------------|---------------|--|
| | | | First quarter | Annual | | 1 to 4 | 5 to 9 | 10 to 19 | 20 to 49 | 50 to 99 | 100 to 249 | 250 to 499 | 500 to 999 | 1,000 or more | |
| 48-49 | Transportation & warehousing | 8 702 | 62 102 | 254 296 | 997 | 643 | 150 | 111 | 61 | 21 | 10 | 1 | — | — | |
| 481 | Air transportation | (C) | (D) | (D) | 24 | 8 | 7 | 5 | 4 | — | — | — | — | — | |
| 4811 | Scheduled air transportation | (C) | (D) | (D) | 12 | — | 5 | 3 | 4 | — | — | — | — | — | |
| 48111 | Scheduled air transportation | (C) | (D) | (D) | 12 | — | 5 | 3 | 4 | — | — | — | — | — | |
| 481111 | Scheduled passenger air transportation | (C) | (D) | (D) | 11 | — | 5 | 2 | 4 | — | — | — | — | — | |
| 481112 | Scheduled freight air transportation | (A) | (D) | (D) | 1 | — | — | 1 | — | — | — | — | — | — | |
| 4812 | Nonscheduled air transportation | (B) | (D) | (D) | 12 | 8 | 2 | 2 | — | — | — | — | — | — | |
| 48121 | Nonscheduled air transportation | (B) | (D) | (D) | 12 | 8 | 2 | 2 | — | — | — | — | — | — | |
| 481211 | Nonscheduled chartered passenger air trans | (A) | (D) | (D) | 3 | 2 | 1 | — | — | — | — | — | — | — | |
| 481212 | Nonscheduled chartered freight air trans | (A) | (D) | (D) | 1 | 1 | — | — | — | — | — | — | — | — | |
| 481219 | Other nonscheduled air transportation .. | (B) | (D) | (D) | 8 | 5 | 1 | 2 | — | — | — | — | — | — | |
| 484 | Truck transportation | 5 285 | 37 585 | 161 151 | 724 | 506 | 90 | 75 | 34 | 13 | 5 | 1 | — | — | |
| 4841 | General freight trucking | 3 864 | 29 502 | 125 704 | 378 | 234 | 48 | 55 | 25 | 11 | 4 | 1 | — | — | |
| 48411 | General freight trucking, local | 409 | 2 824 | 12 806 | 90 | 66 | 8 | 12 | 3 | 1 | — | — | — | — | |
| 484110 | General freight trucking, local | 409 | 2 824 | 12 806 | 90 | 66 | 8 | 12 | 3 | 1 | — | — | — | — | |
| 48412 | General freight trucking, long-distance | 3 455 | 26 678 | 112 898 | 288 | 168 | 40 | 43 | 22 | 10 | 4 | 1 | — | — | |
| 484121 | General freight trucking, long-distance, TL | 2 727 | 20 693 | 87 682 | 223 | 131 | 30 | 33 | 18 | 7 | 3 | 1 | — | — | |
| 484122 | General freight trucking, long-distance, LTL | 728 | 5 985 | 25 216 | 65 | 37 | 10 | 10 | 4 | 3 | 1 | — | — | — | |
| 4842 | Specialized freight trucking | 1 421 | 8 083 | 35 447 | 346 | 272 | 42 | 20 | 9 | 2 | 1 | — | — | — | |
| 48421 | Used household & office goods moving .. | 278 | 1 410 | 7 251 | 28 | 10 | 9 | 5 | 4 | — | — | — | — | — | |
| 484210 | Used household & office goods moving .. | 278 | 1 410 | 7 251 | 28 | 10 | 9 | 5 | 4 | — | — | — | — | — | |
| 48422 | Specialized freight (exc used) trucking, local | 573 | 3 241 | 12 822 | 187 | 162 | 16 | 7 | — | 1 | 1 | — | — | — | |
| 484220 | Specialized freight (exc used) trucking, local | 573 | 3 241 | 12 822 | 187 | 162 | 16 | 7 | — | 1 | 1 | — | — | — | |
| 48423 | Specialized freight (exc used) trucking, LDist | 570 | 3 432 | 15 374 | 131 | 100 | 17 | 8 | 5 | 1 | — | — | — | — | |
| 484230 | Specialized freight (exc used) trucking, LDist | 570 | 3 432 | 15 374 | 131 | 100 | 17 | 8 | 5 | 1 | — | — | — | — | |
| 485 | Transit & ground passenger transportation | 971 | 2 886 | 11 067 | 60 | 27 | 15 | 7 | 7 | 2 | 2 | — | — | — | |
| 4851 | Urban transit systems | (B) | (D) | (D) | 2 | 1 | — | — | 1 | — | — | — | — | — | |
| 48511 | Urban transit systems | (B) | (D) | (D) | 2 | 1 | — | — | 1 | — | — | — | — | — | |
| 485113 | Bus & other motor vehicle transit systems | (B) | (D) | (D) | 2 | 1 | — | — | 1 | — | — | — | — | — | |
| 4852 | Interurban & rural bus transportation | (A) | (D) | (D) | 1 | — | 1 | — | — | — | — | — | — | — | |
| 48521 | Interurban & rural bus transportation | (A) | (D) | (D) | 1 | — | 1 | — | — | — | — | — | — | — | |
| 485210 | Interurban & rural bus transportation .. | (A) | (D) | (D) | 1 | — | 1 | — | — | — | — | — | — | — | |
| 4853 | Taxi & limousine service | (C) | (D) | (D) | 17 | 8 | 5 | 2 | 1 | 1 | — | — | — | — | |
| 48531 | Taxi service | 148 | 493 | 1 887 | 10 | 5 | 1 | 2 | 1 | 1 | — | — | — | — | |
| 485310 | Taxi service | 148 | 493 | 1 887 | 10 | 5 | 1 | 2 | 1 | 1 | — | — | — | — | |
| 48532 | Limousine service | (B) | (D) | (D) | 7 | 3 | 4 | — | — | — | — | — | — | — | |
| 485320 | Limousine service | (B) | (D) | (D) | 7 | 3 | 4 | — | — | — | — | — | — | — | |
| 4854 | School & employee bus transportation | 660 | 1 944 | 7 249 | 29 | 14 | 5 | 2 | 5 | 1 | 2 | — | — | — | |
| 48541 | School & employee bus transportation | 660 | 1 944 | 7 249 | 29 | 14 | 5 | 2 | 5 | 1 | 2 | — | — | — | |
| 485410 | School & employee bus transportation .. | 660 | 1 944 | 7 249 | 29 | 14 | 5 | 2 | 5 | 1 | 2 | — | — | — | |
| 4855 | Charter bus industry | (B) | (D) | (D) | 2 | — | 1 | 1 | — | — | — | — | — | — | |
| 48551 | Charter bus industry | (B) | (D) | (D) | 2 | — | 1 | 1 | — | — | — | — | — | — | |
| 485510 | Charter bus industry | (B) | (D) | (D) | 2 | — | 1 | 1 | — | — | — | — | — | — | |
| 4859 | Oth transit & ground passenger transportation | 57 | 96 | 378 | 9 | 4 | 3 | 2 | — | — | — | — | — | — | |
| 48599 | Oth transit & ground passenger transportation | 57 | 96 | 378 | 9 | 4 | 3 | 2 | — | — | — | — | — | — | |
| 485991 | Special needs transportation | (B) | (D) | (D) | 8 | 4 | 3 | 1 | — | — | — | — | — | — | |
| 485999 | All other transit & ground passenger trans | (A) | (D) | (D) | 1 | — | — | 1 | — | — | — | — | — | — | |
| 486 | Pipeline transportation | 383 | 7 005 | 22 749 | 25 | 15 | 7 | — | 1 | — | 2 | — | — | — | |
| 4861 | Pipeline transportation of crude oil | 18 | 193 | 510 | 3 | 1 | 2 | — | — | — | — | — | — | — | |
| 48611 | Pipeline transportation of crude oil | 18 | 193 | 510 | 3 | 1 | 2 | — | — | — | — | — | — | — | |
| 486110 | Pipeline transportation of crude oil | 18 | 193 | 510 | 3 | 1 | 2 | — | — | — | — | — | — | — | |
| 4862 | Pipeline transportation of natural gas | 343 | 6 502 | 20 800 | 17 | 11 | 3 | — | 1 | — | 2 | — | — | — | |
| 48621 | Pipeline transportation of natural gas | 343 | 6 502 | 20 800 | 17 | 11 | 3 | — | 1 | — | 2 | — | — | — | |
| 486210 | Pipeline transportation of natural gas .. | 343 | 6 502 | 20 800 | 17 | 11 | 3 | — | 1 | — | 2 | — | — | — | |
| 4869 | Other pipeline transportation | 22 | 310 | 1 439 | 5 | 3 | 2 | — | — | — | — | — | — | — | |
| 48691 | Pipeline trans of refined petroleum products | 22 | 310 | 1 439 | 5 | 3 | 2 | — | — | — | — | — | — | — | |
| 486910 | Pipeline trans of refined petroleum products | 22 | 310 | 1 439 | 5 | 3 | 2 | — | — | — | — | — | — | — | |
| 487 | Scenic & sightseeing transportation | (A) | (D) | (D) | 2 | 2 | — | — | — | — | — | — | — | — | |
| 4871 | Scenic & sightseeing transportation, land | (A) | (D) | (D) | 1 | 1 | — | — | — | — | — | — | — | — | |
| 48711 | Scenic & sightseeing transportation, land .. | (A) | (D) | (D) | 1 | 1 | — | — | — | — | — | — | — | — | |
| 487110 | Scenic & sightseeing transportation, land | (A) | (D) | (D) | 1 | 1 | — | — | — | — | — | — | — | — | |
| 4872 | Scenic & sightseeing transportation, water .. | (A) | (D) | (D) | 1 | 1 | — | — | — | — | — | — | — | — | |
| 48721 | Scenic & sightseeing transportation, water .. | (A) | (D) | (D) | 1 | 1 | — | — | — | — | — | — | — | — | |
| 487210 | Scenic & sightseeing transportation, water .. | (A) | (D) | (D) | 1 | 1 | — | — | — | — | — | — | — | — | |
| 488 | Transportation support activities | 630 | 3 504 | 15 169 | 81 | 44 | 22 | 9 | 4 | 2 | — | — | — | — | |
| 4881 | Air transportation support activities | 191 | 1 111 | 5 193 | 21 | 8 | 6 | 4 | 3 | — | — | — | — | — | |
| 48811 | Airport operations | (B) | (D) | (D) | 6 | 2 | 1 | 1 | 2 | — | — | — | — | — | |
| 488119 | Other airport operations | (B) | (D) | (D) | 6 | 2 | 1 | 1 | 2 | — | — | — | — | — | |
| 48819 | Other air transportation support activities .. | (C) | (D) | (D) | 15 | 6 | 5 | 3 | 1 | — | — | — | — | — | |
| 488190 | Other air transportation support activities .. | (C) | (D) | (D) | 15 | 6 | 5 | 3 | 1 | — | — | — | — | — | |

See footnotes at end of table.

Table 2. The State—Employees, Payroll, and Establishments by Industry: 2003—Con.

[Excludes most government employees, railroad employees, and self-employed persons. Size class 1 to 4 includes establishments with payroll, but no employees, during mid-March pay period. (D) denotes figures withheld to avoid disclosing data for individual companies; the data are included in broader industry totals. For explanation of terms, abbreviations, and data reliability/comparability, see introductory text]

| NAICS code | Industry | Number of employees for week including March 12 | Payroll (\$1,000) | | Total number of establishments | Number of establishments by employment-size class | | | | | | | | | | |
|--------------|--|---|-------------------|----------------|--------------------------------|---|-----------|-----------|-----------|-----------|------------|------------|------------|---------------|--|--|
| | | | First quarter | Annual | | 1 to 4 | 5 to 9 | 10 to 19 | 20 to 49 | 50 to 99 | 100 to 249 | 250 to 499 | 500 to 999 | 1,000 or more | | |
| 48-49 | Transportation & warehousing—Con. | | | | | | | | | | | | | | | |
| 488 | Transportation support activities—Con. | | | | 2 | | | | | | | | | | | |
| 4882 | Rail transportation support activities | (A) | (D) | (D) | 2 | | 2 | | | | | | | | | |
| 48821 | Rail transportation support activities | (A) | (D) | (D) | 2 | | 2 | | | | | | | | | |
| 488210 | Rail transportation support activities | (A) | (D) | (D) | 2 | | 2 | | | | | | | | | |
| 4883 | Water transportation support activities | (A) | (D) | (D) | 1 | 1 | | | | | | | | | | |
| 48839 | Other water transportation support activities | (A) | (D) | (D) | 1 | 1 | | | | | | | | | | |
| 488390 | Other water transportation support activities | (A) | (D) | (D) | 1 | 1 | | | | | | | | | | |
| 4884 | Road transportation support activities | (B) | (D) | (D) | 19 | 13 | 5 | 1 | | | | | | | | |
| 48841 | Motor vehicle towing | 54 | 251 | 1 139 | 13 | 8 | 4 | 1 | | | | | | | | |
| 488410 | Motor vehicle towing | 54 | 251 | 1 139 | 13 | 8 | 4 | 1 | | | | | | | | |
| 48849 | Other road transportation support activities | (A) | (D) | (D) | 6 | 5 | 1 | | | | | | | | | |
| 488490 | Other road transportation support activities | (A) | (D) | (D) | 6 | 5 | 1 | | | | | | | | | |
| 4885 | Freight transportation arrangement | 348 | 2 008 | 8 092 | 35 | 20 | 9 | 3 | 1 | 2 | | | | | | |
| 48851 | Freight transportation arrangement | 348 | 2 008 | 8 092 | 35 | 20 | 9 | 3 | 1 | 2 | | | | | | |
| 488510 | Freight transportation arrangement | 348 | 2 008 | 8 092 | 35 | 20 | 9 | 3 | 1 | 2 | | | | | | |
| 4889 | Other transportation support activities | (A) | (D) | (D) | 3 | 2 | | 1 | | | | | | | | |
| 48899 | Other transportation support activities | (A) | (D) | (D) | 3 | 2 | | 1 | | | | | | | | |
| 488991 | Packing & crating | (A) | (D) | (D) | 2 | 2 | | | | | | | | | | |
| 488999 | All other transportation support activities | (A) | (D) | (D) | 1 | | | 1 | | | | | | | | |
| 492 | Couriers & messengers | (F) | (D) | (D) | 55 | 31 | 5 | 6 | 9 | 3 | 1 | | | | | |
| 4921 | Couriers | (F) | (D) | (D) | 33 | 12 | 4 | 5 | 8 | 3 | 1 | | | | | |
| 49211 | Couriers | (F) | (D) | (D) | 33 | 12 | 4 | 5 | 8 | 3 | 1 | | | | | |
| 492110 | Couriers | (F) | (D) | (D) | 33 | 12 | 4 | 5 | 8 | 3 | 1 | | | | | |
| 4922 | Local messengers & local delivery | (B) | (D) | (D) | 22 | 19 | 1 | 1 | 1 | | | | | | | |
| 49221 | Local messengers & local delivery | (B) | (D) | (D) | 22 | 19 | 1 | 1 | 1 | | | | | | | |
| 492210 | Local messengers & local delivery | (B) | (D) | (D) | 22 | 19 | 1 | 1 | 1 | | | | | | | |
| 493 | Warehousing & storage | (E) | (D) | (D) | 26 | 10 | 4 | 9 | 2 | 1 | | | | | | |
| 4931 | Warehousing & storage | (E) | (D) | (D) | 26 | 10 | 4 | 9 | 2 | 1 | | | | | | |
| 49311 | General warehousing & storage | (B) | (D) | (D) | 12 | 4 | 4 | 3 | 1 | | | | | | | |
| 493110 | General warehousing & storage | (B) | (D) | (D) | 12 | 4 | 4 | 3 | 1 | | | | | | | |
| 49312 | Refrigerated warehousing & storage | (A) | (D) | (D) | 1 | | | 1 | | | | | | | | |
| 493120 | Refrigerated warehousing & storage | (A) | (D) | (D) | 1 | | | 1 | | | | | | | | |
| 49313 | Farm product warehousing & storage | (B) | (D) | (D) | 8 | 4 | | 3 | 1 | | | | | | | |
| 493130 | Farm product warehousing & storage | (B) | (D) | (D) | 8 | 4 | | 3 | 1 | | | | | | | |
| 49319 | Other warehousing & storage | (B) | (D) | (D) | 5 | 2 | | 2 | | 1 | | | | | | |
| 493190 | Other warehousing & storage | (B) | (D) | (D) | 5 | 2 | | 2 | | 1 | | | | | | |
| 51 | Information | 7 441 | 65 327 | 274 293 | 393 | 157 | 86 | 65 | 53 | 19 | 10 | 2 | 1 | | | |
| 511 | Publishing industries | 2 919 | 29 020 | 128 689 | 112 | 41 | 29 | 19 | 12 | 3 | 6 | 1 | 1 | | | |
| 5111 | Newspaper, periodical, book, database publishers | (G) | (D) | (D) | 96 | 35 | 28 | 18 | 9 | 2 | 3 | 1 | | | | |
| 51111 | Newspaper publishers | 1 478 | 8 739 | 35 108 | 67 | 23 | 21 | 10 | 7 | 2 | 3 | 1 | | | | |
| 511110 | Newspaper publishers | 1 478 | 8 739 | 35 108 | 67 | 23 | 21 | 10 | 7 | 2 | 3 | 1 | | | | |
| 51112 | Periodical publishers | (C) | (D) | (D) | 13 | 6 | 1 | 5 | 1 | | | | | | | |
| 511120 | Periodical publishers | (C) | (D) | (D) | 13 | 6 | 1 | 5 | 1 | | | | | | | |
| 51113 | Book publishers | (B) | (D) | (D) | 5 | 2 | 2 | 1 | | | | | | | | |
| 511130 | Book publishers | (B) | (D) | (D) | 5 | 2 | 2 | 1 | | | | | | | | |
| 51114 | Database and directory publishers | (B) | (D) | (D) | 9 | 4 | 3 | 2 | | | | | | | | |
| 511140 | Database and directory publishers | (B) | (D) | (D) | 9 | 4 | 3 | 2 | | | | | | | | |
| 51119 | Other publishers | (B) | (D) | (D) | 2 | | 1 | | 1 | | | | | | | |
| 511199 | All other publishers | (B) | (D) | (D) | 2 | | 1 | | 1 | | | | | | | |
| 5112 | Software publishers | (G) | (D) | (D) | 16 | 6 | 1 | 1 | 3 | 1 | 3 | | 1 | | | |
| 51121 | Software publishers | (G) | (D) | (D) | 16 | 6 | 1 | 1 | 3 | 1 | 3 | | 3 | | | |
| 511210 | Software publishers | (G) | (D) | (D) | 16 | 6 | 1 | 1 | 3 | 1 | 3 | | 3 | | | |
| 512 | Motion picture & sound recording industries | (E) | (D) | (D) | 37 | 11 | 9 | 11 | 6 | | | | | | | |
| 5121 | Motion picture & video industries | (E) | (D) | (D) | 35 | 11 | 7 | 11 | 6 | | | | | | | |
| 51211 | Motion picture & video production | (B) | (D) | (D) | 8 | 4 | 2 | 2 | | | | | | | | |
| 512110 | Motion picture & video production | (B) | (D) | (D) | 8 | 4 | 2 | 2 | | | | | | | | |
| 51213 | Motion picture & video exhibition | (E) | (D) | (D) | 26 | 7 | 5 | 8 | 6 | | | | | | | |
| 512131 | Motion picture theaters (except drive-ins) | (E) | (D) | (D) | 25 | 6 | 5 | 8 | 6 | | | | | | | |
| 512132 | Drive-in motion picture theaters | (A) | (D) | (D) | 1 | 1 | | | | | | | | | | |
| 51219 | Postprod & other movie & video industries | (A) | (D) | (D) | 1 | | | 1 | | | | | | | | |
| 512191 | Teleproduction & oth postproduction services | (A) | (D) | (D) | 1 | | | 1 | | | | | | | | |
| 5122 | Sound recording industries | (A) | (D) | (D) | 2 | | 2 | | | | | | | | | |
| 51221 | Record production | (A) | (D) | (D) | 1 | | 1 | | | | | | | | | |
| 512210 | Record production | (A) | (D) | (D) | 1 | | 1 | | | | | | | | | |
| 51229 | Other sound recording industries | (A) | (D) | (D) | 1 | | 1 | | | | | | | | | |
| 512290 | Other sound recording industries | (A) | (D) | (D) | 1 | | 1 | | | | | | | | | |
| 515 | Broadcasting (except Internet) | 1 489 | 10 024 | 38 705 | 84 | 26 | 19 | 15 | 15 | 8 | 1 | | | | | |
| 5151 | Radio and Television Broadcasting | 1 489 | 10 024 | 38 705 | 84 | 26 | 19 | 15 | 15 | 8 | 1 | | | | | |
| 51511 | Radio Broadcasting | (F) | (D) | (D) | 64 | 23 | 14 | 14 | 11 | 2 | | | | | | |
| 515111 | Radio Networks | (B) | (D) | (D) | 4 | 1 | 2 | 1 | | | | | | | | |
| 515112 | Radio Stations | (F) | (D) | (D) | 60 | 22 | 12 | 13 | 11 | 2 | | | | | | |
| 51512 | Television Broadcasting | (F) | (D) | (D) | 20 | 3 | 5 | 1 | 4 | 6 | 1 | | | | | |
| 515120 | Television Broadcasting | (F) | (D) | (D) | 20 | 3 | 5 | 1 | 4 | 6 | 1 | | | | | |
| 516 | Internet Publishing and Broadcasting | (A) | (D) | (D) | 3 | 2 | 1 | | | | | | | | | |
| 5161 | Internet Publishing and Broadcasting | (A) | (D) | (D) | 3 | 2 | 1 | | | | | | | | | |
| 51611 | Internet Publishing and Broadcasting | (A) | (D) | (D) | 3 | 2 | 1 | | | | | | | | | |
| 516110 | Internet Publishing and Broadcasting | (A) | (D) | (D) | 3 | 2 | 1 | | | | | | | | | |

See footnotes at end of table.

Table 2. The State—Employees, Payroll, and Establishments by Industry: 2003—Con.

[Excludes most government employees, railroad employees, and self-employed persons. Size class 1 to 4 includes establishments with payroll, but no employees, during mid-March pay period. (D) denotes figures withheld to avoid disclosing data for individual companies; the data are included in broader industry totals. For explanation of terms, abbreviations, and data reliability/comparability, see introductory text]

| NAICS code | Industry | Number of employees for week including March 12 | Payroll (\$1,000) | | Total number of establishments | Number of establishments by employment-size class | | | | | | | | |
|------------|--|---|-------------------|----------------|--------------------------------|---|------------|------------|-----------|-----------|------------|------------|------------|---------------|
| | | | First quarter | Annual | | 1 to 4 | 5 to 9 | 10 to 19 | 20 to 49 | 50 to 99 | 100 to 249 | 250 to 499 | 500 to 999 | 1,000 or more |
| 51 | Information—Con. | | | | | | | | | | | | | |
| 517 | Telecommunications | 1 819 | 19 935 | 80 493 | 120 | 58 | 24 | 15 | 14 | 7 | 2 | — | — | — |
| 5171 | Wired Telecommunications Carriers | 1 270 | 15 248 | 61 482 | 64 | 31 | 10 | 6 | 9 | 6 | 2 | — | — | — |
| 51711 | Wired Telecommunications Carriers | 1 270 | 15 248 | 61 482 | 64 | 31 | 10 | 6 | 9 | 6 | 2 | — | — | — |
| 517110 | Wired Telecommunications Carriers | 1 270 | 15 248 | 61 482 | 64 | 31 | 10 | 6 | 9 | 6 | 2 | — | — | — |
| 5172 | Wireless Telecommunications Carriers (except Satellite) | (C) | (D) | (D) | 32 | 15 | 10 | 5 | 2 | — | — | — | — | — |
| 51721 | Wireless Telecommunications Carriers (except Satellite) | (C) | (D) | (D) | 32 | 15 | 10 | 5 | 2 | — | — | — | — | — |
| 517211 | Paging | (B) | (D) | (D) | 2 | 1 | — | 1 | — | — | — | — | — | — |
| 517212 | Cellular and Other Wireless Telecommunications | (C) | (D) | (D) | 30 | 14 | 10 | 4 | 2 | — | — | — | — | — |
| 5173 | Telecommunications Resellers | (B) | (D) | (D) | 6 | 3 | 2 | 1 | — | — | — | — | — | — |
| 51731 | Telecommunications Resellers | (B) | (D) | (D) | 6 | 3 | 2 | 1 | — | — | — | — | — | — |
| 517310 | Telecommunications Resellers | (B) | (D) | (D) | 6 | 3 | 2 | 1 | — | — | — | — | — | — |
| 5174 | Satellite Telecommunications | (B) | (D) | (D) | 3 | — | 2 | 1 | — | — | — | — | — | — |
| 51741 | Satellite Telecommunications | (B) | (D) | (D) | 3 | — | 2 | 1 | — | — | — | — | — | — |
| 517410 | Satellite Telecommunications | (B) | (D) | (D) | 3 | — | 2 | 1 | — | — | — | — | — | — |
| 5175 | Cable and Other Program Distribution | (E) | (D) | (D) | 14 | 8 | — | 2 | 3 | 1 | — | — | — | — |
| 51751 | Cable and Other Program Distribution | (E) | (D) | (D) | 14 | 8 | — | 2 | 3 | 1 | — | — | — | — |
| 517510 | Cable and Other Program Distribution | (E) | (D) | (D) | 14 | 8 | — | 2 | 3 | 1 | — | — | — | — |
| 5179 | Other Telecommunications | (A) | (D) | (D) | 1 | 1 | — | — | — | — | — | — | — | — |
| 51791 | Other Telecommunications | (A) | (D) | (D) | 1 | 1 | — | — | — | — | — | — | — | — |
| 517910 | Other Telecommunications | (A) | (D) | (D) | 1 | 1 | — | — | — | — | — | — | — | — |
| 518 | Internet Service Providers, Web Search Portals, and Data Processing Serv | (F) | (D) | (D) | 30 | 15 | 3 | 3 | 6 | 1 | 1 | 1 | — | — |
| 5181 | Internet Service Providers and Web Search Portals | (B) | (D) | (D) | 9 | 7 | 1 | — | 1 | — | — | — | — | — |
| 51811 | Internet Service Providers and Web Search Portals | (B) | (D) | (D) | 9 | 7 | 1 | — | 1 | — | — | — | — | — |
| 518111 | Internet Service Providers | (B) | (D) | (D) | 8 | 6 | 1 | — | 1 | — | — | — | — | — |
| 518112 | Web Search Portals | (A) | (D) | (D) | 1 | 1 | — | — | — | — | — | — | — | — |
| 5182 | Data Processing, Hosting, and Related Services | (F) | (D) | (D) | 21 | 8 | 2 | 3 | 5 | 1 | 1 | 1 | — | — |
| 51821 | Data Processing, Hosting, and Related Services | (F) | (D) | (D) | 21 | 8 | 2 | 3 | 5 | 1 | 1 | 1 | — | — |
| 518210 | Data Processing, Hosting, and Related Services | (F) | (D) | (D) | 21 | 8 | 2 | 3 | 5 | 1 | 1 | 1 | — | — |
| 519 | Other Information Services | (B) | (D) | (D) | 7 | 4 | 1 | 2 | — | — | — | — | — | — |
| 5191 | Other Information Services | (B) | (D) | (D) | 7 | 4 | 1 | 2 | — | — | — | — | — | — |
| 51911 | News Syndicates | (A) | (D) | (D) | 1 | 1 | — | — | — | — | — | — | — | — |
| 519110 | News Syndicates | (A) | (D) | (D) | 1 | 1 | — | — | — | — | — | — | — | — |
| 51912 | Libraries and Archives | (B) | (D) | (D) | 6 | 3 | 1 | 2 | — | — | — | — | — | — |
| 519120 | Libraries and Archives | (B) | (D) | (D) | 6 | 3 | 1 | 2 | — | — | — | — | — | — |
| 52 | Finance & insurance | 13 406 | 123 750 | 484 703 | 1 543 | 1 036 | 220 | 174 | 80 | 26 | 4 | — | 2 | 1 |
| 522 | Credit intermediation & related activities | 7 582 | 66 536 | 250 063 | 617 | 251 | 151 | 136 | 58 | 17 | 3 | — | 1 | — |
| 5221 | Depository credit intermediation | 6 723 | 54 453 | 211 527 | 486 | 181 | 117 | 116 | 54 | 14 | 3 | — | 1 | — |
| 52211 | Commercial banking | 5 688 | 46 435 | 181 531 | 360 | 120 | 78 | 99 | 47 | 13 | 2 | — | 1 | — |
| 522110 | Commercial banking | 5 688 | 46 435 | 181 531 | 360 | 120 | 78 | 99 | 47 | 13 | 2 | — | 1 | — |
| 52212 | Savings institutions | (E) | (D) | (D) | 29 | 8 | 10 | 8 | 2 | — | 1 | — | — | — |
| 522120 | Savings institutions | (E) | (D) | (D) | 29 | 8 | 10 | 8 | 2 | — | 1 | — | — | — |
| 52213 | Credit unions | (F) | (D) | (D) | 97 | 53 | 29 | 9 | 5 | 1 | — | — | — | — |
| 522130 | Credit unions | (F) | (D) | (D) | 97 | 53 | 29 | 9 | 5 | 1 | — | — | — | — |
| 5222 | Nondepository credit intermediation | 696 | 10 660 | 31 728 | 93 | 44 | 26 | 17 | 3 | 3 | — | — | — | — |
| 52221 | Credit card issuing | (A) | (D) | (D) | 1 | 1 | — | — | — | — | — | — | — | — |
| 522210 | Credit card issuing | (A) | (D) | (D) | 1 | 1 | — | — | — | — | — | — | — | — |
| 52222 | Sales financing | (B) | (D) | (D) | 10 | 4 | 2 | 4 | — | — | — | — | — | — |
| 522220 | Sales financing | (B) | (D) | (D) | 10 | 4 | 2 | 4 | — | — | — | — | — | — |
| 52229 | Other nondepository credit intermediation | (F) | (D) | (D) | 82 | 39 | 24 | 13 | 3 | 3 | — | — | — | — |
| 522291 | Consumer lending | (B) | (D) | (D) | 16 | 13 | 2 | 1 | — | — | — | — | — | — |
| 522292 | Real estate credit | 169 | 3 203 | 10 135 | 28 | 17 | 5 | 5 | — | 1 | — | — | — | — |
| 522298 | All oth nondepository credit intermediation | 388 | 6 026 | 15 979 | 38 | 9 | 17 | 7 | 3 | 2 | — | — | — | — |
| 5223 | Activities related to credit intermediation | 163 | 1 423 | 6 808 | 38 | 26 | 8 | 3 | 1 | — | — | — | — | — |
| 52231 | Mortgage & nonmortgage brokers | (B) | (D) | (D) | 14 | 8 | 3 | 3 | — | — | — | — | — | — |
| 522310 | Mortgage & nonmortgage brokers | (B) | (D) | (D) | 14 | 8 | 3 | 3 | — | — | — | — | — | — |
| 52232 | Financial clearinghouse & reserve activities | (B) | (D) | (D) | 7 | 4 | 2 | — | 1 | — | — | — | — | — |
| 522320 | Financial clearinghouse & reserve activities | (B) | (D) | (D) | 7 | 4 | 2 | — | 1 | — | — | — | — | — |
| 52239 | Other credit intermediation activities | (B) | (D) | (D) | 17 | 14 | 3 | — | — | — | — | — | — | — |
| 522390 | Other credit intermediation activities | (B) | (D) | (D) | 17 | 14 | 3 | — | — | — | — | — | — | — |
| 523 | Security, commodity contracts & like activity | (F) | (D) | (D) | 216 | 187 | 13 | 8 | 7 | — | 1 | — | — | — |
| 5231 | Scrt'y & comdty contracts intermed & brokerage | 447 | 7 230 | 30 473 | 149 | 130 | 8 | 5 | 6 | — | — | — | — | — |
| 52311 | Investment banking & securities dealing | (A) | (D) | (D) | 7 | 7 | — | — | — | — | — | — | — | — |
| 523110 | Investment banking & securities dealing | (A) | (D) | (D) | 7 | 7 | — | — | — | — | — | — | — | — |
| 52312 | Securities brokerage | 402 | 6 979 | 29 222 | 132 | 114 | 8 | 4 | 6 | — | — | — | — | — |
| 523120 | Securities brokerage | 402 | 6 979 | 29 222 | 132 | 114 | 8 | 4 | 6 | — | — | — | — | — |
| 52313 | Commodity contracts dealing | (A) | (D) | (D) | 3 | 2 | — | 1 | — | — | — | — | — | — |
| 523130 | Commodity contracts dealing | (A) | (D) | (D) | 3 | 2 | — | 1 | — | — | — | — | — | — |
| 52314 | Commodity contracts brokerage | 17 | 58 | 334 | 7 | 7 | — | — | — | — | — | — | — | — |
| 523140 | Commodity contracts brokerage | 17 | 58 | 334 | 7 | 7 | — | — | — | — | — | — | — | — |

See footnotes at end of table.

Table 2. The State—Employees, Payroll, and Establishments by Industry: 2003—Con.

[Excludes most government employees, railroad employees, and self-employed persons. Size class 1 to 4 includes establishments with payroll, but no employees, during mid-March pay period. (D) denotes figures withheld to avoid disclosing data for individual companies; the data are included in broader industry totals. For explanation of terms, abbreviations, and data reliability/comparability, see introductory text]

| NAICS code | Industry | Number of employees for week including March 12 | Payroll (\$1,000) | | Total number of establishments | Number of establishments by employment-size class | | | | | | | | | | | |
|------------|--|---|-------------------|---------------|--------------------------------|---|-----------|-----------|-----------|----------|------------|------------|------------|---------------|---|---|---|
| | | | First quarter | Annual | | 1 to 4 | 5 to 9 | 10 to 19 | 20 to 49 | 50 to 99 | 100 to 249 | 250 to 499 | 500 to 999 | 1,000 or more | | | |
| 52 | Finance & insurance—Con. | | | | | | | | | | | | | | | | |
| 523 | Security, commodity contracts & like activity—Con. | | | | | | | | | | | | | | | | |
| 5239 | Other financial investment activities | (E) | (D) | (D) | 67 | 57 | 5 | 3 | 1 | — | — | 1 | — | — | — | — | — |
| 52391 | Miscellaneous intermediation | (A) | (D) | (D) | 9 | 9 | — | — | — | — | — | — | — | — | — | — | — |
| 523910 | Miscellaneous intermediation | (A) | (D) | (D) | 9 | 9 | — | — | — | — | — | — | — | — | — | — | — |
| 52392 | Portfolio management | (E) | (D) | (D) | 18 | 12 | 3 | 1 | 1 | — | — | 1 | — | — | — | — | — |
| 523920 | Portfolio management | (E) | (D) | (D) | 18 | 12 | 3 | 1 | 1 | — | — | 1 | — | — | — | — | — |
| 52393 | Investment advice | (B) | (D) | (D) | 30 | 28 | — | 2 | — | — | — | — | — | — | — | — | — |
| 523930 | Investment advice | (B) | (D) | (D) | 30 | 28 | — | 2 | — | — | — | — | — | — | — | — | — |
| 52399 | All other financial investment activities | (B) | (D) | (D) | 10 | 8 | 2 | — | — | — | — | — | — | — | — | — | — |
| 523991 | Trust, fiduciary & custody activities | (A) | (D) | (D) | 1 | — | 1 | — | — | — | — | — | — | — | — | — | — |
| 523999 | Miscellaneous financial investment activities | (B) | (D) | (D) | 9 | 8 | 1 | — | — | — | — | — | — | — | — | — | — |
| 524 | Insurance carriers & related activities | (H) | (D) | (D) | 705 | 595 | 55 | 29 | 15 | 9 | — | — | — | — | 1 | 1 | 1 |
| 5241 | Insurance carriers | 3 046 | 29 166 | 119 697 | 90 | 56 | 10 | 9 | 7 | 6 | — | — | — | — | 1 | 1 | 1 |
| 52411 | Direct life, health, medical insurance carriers | 2 484 | 23 094 | 95 569 | 36 | 16 | 8 | 4 | 3 | 3 | — | — | — | — | 1 | 1 | 1 |
| 524113 | Direct life insurance carriers | (C) | (D) | (D) | 22 | 11 | 5 | 3 | 2 | 1 | — | — | — | — | — | — | — |
| 524114 | Direct health & medical insurance carriers | (G) | (D) | (D) | 14 | 5 | 3 | 1 | 1 | 2 | — | — | — | — | 1 | 1 | 1 |
| 52412 | Other direct insurance carriers | 562 | 6 072 | 24 128 | 54 | 40 | 2 | 5 | 4 | 3 | — | — | — | — | — | — | — |
| 524126 | Direct property & casualty insurance carriers | (F) | (D) | (D) | 52 | 39 | 2 | 5 | 3 | 3 | — | — | — | — | — | — | — |
| 524127 | Direct title insurance carriers | (B) | (D) | (D) | 2 | 1 | — | — | 1 | — | — | — | — | — | — | — | — |
| 5242 | Agencies & other insurance related activities | (G) | (D) | (D) | 615 | 539 | 45 | 20 | 8 | 3 | — | — | — | — | — | — | — |
| 52421 | Insurance agencies & brokerages | (G) | (D) | (D) | 588 | 520 | 41 | 17 | 8 | 2 | — | — | — | — | — | — | — |
| 524210 | Insurance agencies & brokerages | (G) | (D) | (D) | 588 | 520 | 41 | 17 | 8 | 2 | — | — | — | — | — | — | — |
| 52429 | Other insurance related activities | (C) | (D) | (D) | 27 | 19 | 4 | 3 | — | 1 | — | — | — | — | — | — | — |
| 524291 | Claims adjusting | (B) | (D) | (D) | 20 | 14 | 4 | 2 | — | — | — | — | — | — | — | — | — |
| 524292 | Insurance & pension funds, third party admin | (B) | (D) | (D) | 5 | 3 | — | 1 | — | 1 | — | — | — | — | — | — | — |
| 524298 | All other insurance related activities | (A) | (D) | (D) | 2 | 2 | — | — | — | — | — | — | — | — | — | — | — |
| 525 | Funds, trusts, & other financial vehicles (part) | (B) | (D) | (D) | 5 | 3 | 1 | 1 | — | — | — | — | — | — | — | — | — |
| 5259 | Other investment pools & funds | (B) | (D) | (D) | 5 | 3 | 1 | 1 | — | — | — | — | — | — | — | — | — |
| 52593 | Real estate investment trusts | (A) | (D) | (D) | 4 | 3 | 1 | — | — | — | — | — | — | — | — | — | — |
| 525930 | Real estate investment trusts | (A) | (D) | (D) | 4 | 3 | 1 | — | — | — | — | — | — | — | — | — | — |
| 52599 | Other financial vehicles | (A) | (D) | (D) | 1 | — | — | 1 | — | — | — | — | — | — | — | — | — |
| 525990 | Other financial vehicles | (A) | (D) | (D) | 1 | — | — | 1 | — | — | — | — | — | — | — | — | — |
| 53 | Real estate & rental & leasing | 3 623 | 17 720 | 75 372 | 677 | 511 | 84 | 52 | 20 | 5 | 5 | — | — | — | — | — | — |
| 531 | Real estate | (G) | (D) | (D) | 517 | 422 | 53 | 23 | 11 | 4 | 4 | — | — | — | — | — | — |
| 5311 | Lessors of real estate | (F) | (D) | (D) | 292 | 241 | 33 | 11 | 6 | 1 | — | — | — | — | — | — | — |
| 53111 | Lessors of residential buildings & dwellings | 624 | 2 785 | 10 566 | 187 | 153 | 22 | 6 | 6 | — | — | — | — | — | — | — | — |
| 531110 | Lessors of residential buildings & dwellings | 624 | 2 785 | 10 566 | 187 | 153 | 22 | 6 | 6 | — | — | — | — | — | — | — | — |
| 531112 | Lessors of nonres bldg (exc miniwarehouses) | (C) | (D) | (D) | 56 | 44 | 8 | 3 | — | 1 | — | — | — | — | — | — | — |
| 531120 | Lessors of nonres bldg (exc miniwarehouses) | (C) | (D) | (D) | 56 | 44 | 8 | 3 | — | 1 | — | — | — | — | — | — | — |
| 53113 | Lessors of miniwarehouses & self storage units | (A) | (D) | (D) | 12 | 12 | — | — | — | — | — | — | — | — | — | — | — |
| 531130 | Lessors of miniwarehouses & self storage units | (A) | (D) | (D) | 12 | 12 | — | — | — | — | — | — | — | — | — | — | — |
| 53119 | Lessors of other real estate property | (B) | (D) | (D) | 37 | 32 | 3 | 2 | — | — | — | — | — | — | — | — | — |
| 531190 | Lessors of other real estate property | (B) | (D) | (D) | 37 | 32 | 3 | 2 | — | — | — | — | — | — | — | — | — |
| 5312 | Offices of real estate agents & brokers | 400 | 2 137 | 9 130 | 116 | 102 | 9 | 2 | 2 | — | 1 | — | — | — | — | — | — |
| 53121 | Offices of real estate agents & brokers | 400 | 2 137 | 9 130 | 116 | 102 | 9 | 2 | 2 | — | 1 | — | — | — | — | — | — |
| 531210 | Offices of real estate agents & brokers | 400 | 2 137 | 9 130 | 116 | 102 | 9 | 2 | 2 | — | 1 | — | — | — | — | — | — |
| 5313 | Activities related to real estate | 1 107 | 4 866 | 21 358 | 109 | 79 | 11 | 10 | 3 | 3 | 3 | — | — | — | — | — | — |
| 53131 | Real estate property managers | (G) | (D) | (D) | 68 | 44 | 5 | 10 | 3 | 3 | 3 | — | — | — | — | — | — |
| 531311 | Residential property managers | 852 | 3 389 | 14 497 | 57 | 35 | 4 | 10 | 3 | 3 | 2 | — | — | — | — | — | — |
| 531312 | Nonresidential property managers | (C) | (D) | (D) | 11 | 9 | 1 | — | — | — | 1 | — | — | — | — | — | — |
| 53132 | Offices of real estate appraisers | (B) | (D) | (D) | 31 | 26 | 5 | — | — | — | — | — | — | — | — | — | — |
| 531320 | Offices of real estate appraisers | (B) | (D) | (D) | 31 | 26 | 5 | — | — | — | — | — | — | — | — | — | — |
| 53139 | Other activities related to real estate | (A) | (D) | (D) | 10 | 9 | 1 | — | — | — | — | — | — | — | — | — | — |
| 531390 | Other activities related to real estate | (A) | (D) | (D) | 10 | 9 | 1 | — | — | — | — | — | — | — | — | — | — |
| 532 | Rental & leasing services | (G) | (D) | (D) | 153 | 82 | 31 | 29 | 9 | 1 | 1 | — | — | — | — | — | — |
| 5321 | Automotive equipment rental & leasing | 317 | 1 660 | 7 140 | 37 | 19 | 8 | 8 | 1 | — | 1 | — | — | — | — | — | — |
| 53211 | Passenger car rental & leasing | (C) | (D) | (D) | 13 | 4 | 2 | 5 | 1 | — | 1 | — | — | — | — | — | — |
| 532111 | Passenger car rental | (C) | (D) | (D) | 11 | 2 | 2 | 5 | 1 | — | 1 | — | — | — | — | — | — |
| 532112 | Passenger car leasing | (A) | (D) | (D) | 2 | 2 | — | — | — | — | — | — | — | — | — | — | — |
| 53212 | Truck, utility trailer & RV rental & leasing .. | (C) | (D) | (D) | 24 | 15 | 6 | 3 | — | — | — | — | — | — | — | — | — |
| 532120 | Truck, utility trailer & RV rental & leasing | (C) | (D) | (D) | 24 | 15 | 6 | 3 | — | — | — | — | — | — | — | — | — |
| 5322 | Consumer goods rental | (E) | (D) | (D) | 58 | 28 | 13 | 14 | 2 | 1 | — | — | — | — | — | — | — |
| 53221 | Consumer electronics & appliances rental .. | (A) | (D) | (D) | 2 | 1 | 1 | — | — | — | — | — | — | — | — | — | — |
| 532210 | Consumer electronics & appliances rental .. | (A) | (D) | (D) | 2 | 1 | 1 | — | — | — | — | — | — | — | — | — | — |
| 53222 | Formal wear & costume rental | (B) | (D) | (D) | 4 | 2 | 1 | 1 | — | — | — | — | — | — | — | — | — |
| 532220 | Formal wear & costume rental | (B) | (D) | (D) | 4 | 2 | 1 | 1 | — | — | — | — | — | — | — | — | — |
| 53223 | Video tape & disc rental | 437 | 1 139 | 4 836 | 44 | 17 | 11 | 13 | 2 | 1 | — | — | — | — | — | — | — |
| 532230 | Video tape & disc rental | 437 | 1 139 | 4 836 | 44 | 17 | 11 | 13 | 2 | 1 | — | — | — | — | — | — | — |
| 53229 | Other consumer goods rental | (A) | (D) | (D) | 8 | 8 | — | — | — | — | — | — | — | — | — | — | — |
| 532291 | Home health equipment rental | (A) | (D) | (D) | 5 | 5 | — | — | — | — | — | — | — | — | — | — | — |
| 532292 | Recreational goods rental | (A) | (D) | (D) | 2 | 2 | — | — | — | — | — | — | — | — | — | — | — |
| 532299 | All other consumer goods rental | (A) | (D) | (D) | 1 | 1 | — | — | — | — | — | — | — | — | — | — | — |
| 5323 | General rental centers | (B) | (D) | (D) | 13 | 13 | — | — | — | — | — | — | — | — | — | — | — |
| 53231 | General rental centers | (B) | (D) | (D) | 13 | 13 | — | — | — | — | — | — | — | — | — | — | — |
| 532310 | General rental centers | (B) | (D) | (D) | 13 | 13 | — | — | — | — | — | — | — | — | — | — | — |

See footnotes at end of table.

Table 2. The State—Employees, Payroll, and Establishments by Industry: 2003—Con.

[Excludes most government employees, railroad employees, and self-employed persons. Size class 1 to 4 includes establishments with payroll, but no employees, during mid-March pay period. (D) denotes figures withheld to avoid disclosing data for individual companies; the data are included in broader industry totals. For explanation of terms, abbreviations, and data reliability/comparability, see introductory text]

| NAICS code | Industry | Number of employees for week including March 12 | Payroll (\$1,000) | | Total number of establishments | Number of establishments by employment-size class | | | | | | | | | | |
|------------|--|---|-------------------|----------------|--------------------------------|---|------------|------------|-----------|----------|------------|------------|------------|---------------|---|---|
| | | | First quarter | Annual | | 1 to 4 | 5 to 9 | 10 to 19 | 20 to 49 | 50 to 99 | 100 to 249 | 250 to 499 | 500 to 999 | 1,000 or more | | |
| 53 | Real estate & rental & leasing—Con. | | | | | | | | | | | | | | | |
| 532 | Rental & leasing services—Con. | | | | | | | | | | | | | | | |
| 5324 | Commercial, industrial equip rental & leasing | 361 | 3 430 | 15 356 | 45 | 22 | 10 | 7 | 6 | — | — | — | — | — | — | — |
| 53241 | Const, trans, mining equip rental & leasing | 255 | 2 311 | 10 961 | 31 | 13 | 9 | 5 | 4 | — | — | — | — | — | — | — |
| 532411 | Commercial trans equip (exc MV) rental, lease | (A) | (D) | (D) | 3 | 2 | 1 | — | — | — | — | — | — | — | — | — |
| 532412 | Const, mining, forestry equip rental & leasing | (C) | (D) | (D) | 28 | 11 | 8 | 5 | 4 | — | — | — | — | — | — | — |
| 53249 | Oth commercial, industrial equip rental, lease | 106 | 1 119 | 4 395 | 14 | 9 | 1 | 2 | 2 | — | — | — | — | — | — | — |
| 532490 | Oth commercial, industrial equip rental, lease | 106 | 1 119 | 4 395 | 14 | 9 | 1 | 2 | 2 | — | — | — | — | — | — | — |
| 533 | Lessors of other nonfinancial intangible asset .. | (A) | (D) | (D) | 7 | 7 | — | — | — | — | — | — | — | — | — | — |
| 5331 | Lessors of other nonfinancial intangible asset | (A) | (D) | (D) | 7 | 7 | — | — | — | — | — | — | — | — | — | — |
| 53311 | Lessors of other nonfinancial intangible asset | (A) | (D) | (D) | 7 | 7 | — | — | — | — | — | — | — | — | — | — |
| 533110 | Lessors of other nonfinancial intangible asset | (A) | (D) | (D) | 7 | 7 | — | — | — | — | — | — | — | — | — | — |
| 54 | Professional, scientific & technical services | 10 902 | 82 751 | 370 925 | 1 322 | 899 | 217 | 121 | 66 | 9 | 3 | 5 | 1 | 1 | | |
| 541 | Professional, scientific & technical services | 10 902 | 82 751 | 370 925 | 1 322 | 899 | 217 | 121 | 66 | 9 | 3 | 5 | 1 | 1 | | |
| 5411 | Legal services | 1 675 | 13 044 | 65 883 | 372 | 268 | 63 | 26 | 14 | 1 | — | — | — | — | — | — |
| 54111 | Offices of lawyers | (G) | (D) | (D) | 327 | 235 | 57 | 21 | 13 | 1 | — | — | — | — | — | — |
| 541110 | Offices of lawyers | (G) | (D) | (D) | 327 | 235 | 57 | 21 | 13 | 1 | — | — | — | — | — | — |
| 54119 | Other legal services | (C) | (D) | (D) | 45 | 33 | 6 | 5 | 1 | — | — | — | — | — | — | — |
| 541191 | Title abstract & settlement offices | (C) | (D) | (D) | 44 | 32 | 6 | 5 | 1 | — | — | — | — | — | — | — |
| 541199 | All other legal services | (A) | (D) | (D) | 1 | 1 | — | — | — | — | — | — | — | — | — | — |
| 5412 | Accounting, tax prep, bookkeep, payroll services | 2 125 | 13 174 | 53 967 | 257 | 173 | 49 | 18 | 12 | 2 | 2 | 1 | — | — | — | — |
| 54121 | Accounting, tax prep, bookkeep, payroll services | 2 125 | 13 174 | 53 967 | 257 | 173 | 49 | 18 | 12 | 2 | 2 | 1 | — | — | — | — |
| 541211 | Offices of certified public accountants .. | 944 | 7 886 | 34 434 | 137 | 92 | 30 | 6 | 7 | 1 | 1 | — | — | — | — | — |
| 541213 | Tax preparation services | (E) | (D) | (D) | 54 | 33 | 11 | 7 | 3 | — | — | — | — | — | — | — |
| 541214 | Payroll services | (F) | (D) | (D) | 9 | 4 | 1 | 2 | 1 | — | — | 1 | — | — | — | — |
| 541219 | Other accounting services | (E) | (D) | (D) | 57 | 44 | 7 | 3 | 1 | 1 | 1 | — | — | — | — | — |
| 5413 | Architectural, engineering & related services | 1 666 | 14 607 | 73 463 | 176 | 88 | 32 | 34 | 19 | 2 | 1 | — | — | — | — | — |
| 54131 | Architectural services | 280 | 2 317 | 11 303 | 40 | 18 | 9 | 11 | 2 | — | — | — | — | — | — | — |
| 541310 | Architectural services | 280 | 2 317 | 11 303 | 40 | 18 | 9 | 11 | 2 | — | — | — | — | — | — | — |
| 54132 | Landscape architectural services | (A) | (D) | (D) | 6 | 6 | — | — | — | — | — | — | — | — | — | — |
| 541320 | Landscape architectural services | (A) | (D) | (D) | 6 | 6 | — | — | — | — | — | — | — | — | — | — |
| 54133 | Engineering services | 1 080 | 10 656 | 52 775 | 82 | 34 | 16 | 15 | 14 | 2 | 1 | — | — | — | — | — |
| 541330 | Engineering services | 1 080 | 10 656 | 52 775 | 82 | 34 | 16 | 15 | 14 | 2 | 1 | — | — | — | — | — |
| 54134 | Drafting services | (A) | (D) | (D) | 2 | 1 | — | — | — | — | — | — | — | — | — | — |
| 541340 | Drafting services | (A) | (D) | (D) | 2 | 1 | — | — | — | — | — | — | — | — | — | — |
| 54135 | Building inspection services | (A) | (D) | (D) | 5 | 4 | 1 | — | — | — | — | — | — | — | — | — |
| 541350 | Building inspection services | (A) | (D) | (D) | 5 | 4 | 1 | — | — | — | — | — | — | — | — | — |
| 54136 | Geophysical surveying & mapping services | (A) | (D) | (D) | 2 | 2 | — | — | — | — | — | — | — | — | — | — |
| 541360 | Geophysical surveying & mapping services | (A) | (D) | (D) | 2 | 2 | — | — | — | — | — | — | — | — | — | — |
| 54137 | Surveying, mapping (exc geophysical) services | (B) | (D) | (D) | 10 | 7 | 2 | 1 | — | — | — | — | — | — | — | — |
| 541370 | Surveying, mapping (exc geophysical) services | (B) | (D) | (D) | 10 | 7 | 2 | 1 | — | — | — | — | — | — | — | — |
| 54138 | Testing laboratories | 239 | 1 377 | 7 958 | 29 | 16 | 3 | 7 | 3 | — | — | — | — | — | — | — |
| 541380 | Testing laboratories | 239 | 1 377 | 7 958 | 29 | 16 | 3 | 7 | 3 | — | — | — | — | — | — | — |
| 5414 | Specialized design services | (B) | (D) | (D) | 29 | 26 | 3 | — | — | — | — | — | — | — | — | — |
| 54141 | Interior design services | (B) | (D) | (D) | 12 | 11 | 1 | — | — | — | — | — | — | — | — | — |
| 541410 | Interior design services | (B) | (D) | (D) | 12 | 11 | 1 | — | — | — | — | — | — | — | — | — |
| 54143 | Graphic design services | (B) | (D) | (D) | 17 | 15 | 2 | — | — | — | — | — | — | — | — | — |
| 541430 | Graphic design services | (B) | (D) | (D) | 17 | 15 | 2 | — | — | — | — | — | — | — | — | — |
| 5415 | Computer systems design & related services | 2 199 | 17 196 | 72 935 | 100 | 69 | 14 | 7 | 5 | 1 | — | 3 | 1 | — | — | — |
| 54151 | Computer systems design & related services | 2 199 | 17 196 | 72 935 | 100 | 69 | 14 | 7 | 5 | 1 | — | 3 | 1 | — | — | — |
| 541511 | Custom computer programming services | 896 | 10 898 | 47 379 | 49 | 30 | 9 | 4 | 4 | 1 | — | — | 1 | — | — | — |
| 541512 | Computer systems design services | (C) | (D) | (D) | 41 | 32 | 5 | 3 | 1 | — | — | — | — | — | — | — |
| 541513 | Computer facilities management services | (A) | (D) | (D) | 4 | 4 | — | — | — | — | — | — | — | — | — | — |
| 541519 | Other computer related services | (G) | (D) | (D) | 6 | 3 | — | — | — | — | — | 3 | — | — | — | — |
| 5416 | Management, sci & tech consulting services .. | 1 515 | 14 137 | 56 613 | 149 | 129 | 9 | 5 | 4 | 1 | — | — | — | — | — | 1 |
| 54161 | Management consulting services | 1 401 | 13 495 | 53 037 | 104 | 91 | 5 | 2 | 4 | 1 | — | — | — | — | — | 1 |
| 541611 | Admin & gen management consulting services | 1 284 | 11 874 | 47 900 | 58 | 48 | 4 | 2 | 2 | 1 | — | — | — | — | — | 1 |
| 541612 | Human res & exec search consulting services | (B) | (D) | (D) | 13 | 12 | 1 | — | — | — | — | — | — | — | — | — |
| 541613 | Marketing consulting services | (B) | (D) | (D) | 20 | 19 | — | — | 1 | — | — | — | — | — | — | — |
| 541614 | Process, phys dist & log consulting services | (B) | (D) | (D) | 9 | 8 | — | — | 1 | — | — | — | — | — | — | — |
| 541618 | Other management consulting services | 6 | 27 | 158 | 4 | 4 | — | — | — | — | — | — | — | — | — | — |
| 54162 | Environmental consulting services | (B) | (D) | (D) | 6 | 4 | 1 | 1 | — | — | — | — | — | — | — | — |
| 541620 | Environmental consulting services | (B) | (D) | (D) | 6 | 4 | 1 | 1 | — | — | — | — | — | — | — | — |
| 54169 | Oth scientific & technical consulting services | (B) | (D) | (D) | 39 | 34 | 3 | 2 | — | — | — | — | — | — | — | — |
| 541690 | Oth scientific & technical consulting services | (B) | (D) | (D) | 39 | 34 | 3 | 2 | — | — | — | — | — | — | — | — |

See footnotes at end of table.

Table 2. The State—Employees, Payroll, and Establishments by Industry: 2003—Con.

[Excludes most government employees, railroad employees, and self-employed persons. Size class 1 to 4 includes establishments with payroll, but no employees, during mid-March pay period. (D) denotes figures withheld to avoid disclosing data for individual companies; the data are included in broader industry totals. For explanation of terms, abbreviations, and data reliability/comparability, see introductory text]

| NAICS code | Industry | Number of employees for week including March 12 | Payroll (\$1,000) | | Total number of establishments | Number of establishments by employment-size class | | | | | | | | |
|------------|---|---|-------------------|----------------|--------------------------------|---|------------|-----------|-----------|-----------|------------|------------|------------|---------------|
| | | | First quarter | Annual | | 1 to 4 | 5 to 9 | 10 to 19 | 20 to 49 | 50 to 99 | 100 to 249 | 250 to 499 | 500 to 999 | 1,000 or more |
| 54 | Professional, scientific & technical services—Con. | | | | | | | | | | | | | |
| 541 | Professional, scientific & technical services—Con. | | | | | | | | | | | | | |
| 5417 | Scientific R&D services | (E) | (D) | (D) | 26 | 18 | 3 | 2 | 2 | — | — | 1 | — | — |
| 54171 | R&D in physical, engineering & life sciences | (E) | (D) | (D) | 22 | 14 | 3 | 2 | 2 | — | — | 1 | — | — |
| 541710 | R&D in physical, engineering & life sciences | (E) | (D) | (D) | 22 | 14 | 3 | 2 | 2 | — | — | 1 | — | — |
| 54172 | R&D in social sciences & humanities | (A) | (D) | (D) | 4 | 4 | — | — | — | — | — | — | — | — |
| 541720 | R&D in social sciences & humanities | (A) | (D) | (D) | 4 | 4 | — | — | — | — | — | — | — | — |
| 5418 | Advertising & related services | (E) | (D) | (D) | 58 | 33 | 12 | 9 | 3 | 1 | — | — | — | — |
| 54181 | Advertising agencies | 241 | 2 057 | 8 263 | 19 | 7 | 4 | 5 | 2 | 1 | — | — | — | — |
| 541810 | Advertising agencies | 241 | 2 057 | 8 263 | 19 | 7 | 4 | 5 | 2 | 1 | — | — | — | — |
| 54182 | Public relations agencies | (A) | (D) | (D) | 6 | 5 | 1 | — | — | — | — | — | — | — |
| 541820 | Public relations agencies | (A) | (D) | (D) | 6 | 5 | 1 | — | — | — | — | — | — | — |
| 54183 | Media buying agencies | (A) | (D) | (D) | 1 | — | 1 | — | — | — | — | — | — | — |
| 541830 | Media buying agencies | (A) | (D) | (D) | 1 | — | 1 | — | — | — | — | — | — | — |
| 54184 | Media representatives | (A) | (D) | (D) | 5 | 5 | — | — | — | — | — | — | — | — |
| 541840 | Media representatives | (A) | (D) | (D) | 5 | 5 | — | — | — | — | — | — | — | — |
| 54185 | Display advertising | (B) | (D) | (D) | 6 | 3 | 1 | 2 | — | — | — | — | — | — |
| 541850 | Display advertising | (B) | (D) | (D) | 6 | 3 | 1 | 2 | — | — | — | — | — | — |
| 54186 | Direct mail advertising | (B) | (D) | (D) | 2 | — | 1 | 1 | — | — | — | — | — | — |
| 541860 | Direct mail advertising | (B) | (D) | (D) | 2 | — | 1 | 1 | — | — | — | — | — | — |
| 54187 | Advertising material distribution services .. | (A) | (D) | (D) | 1 | 1 | — | — | — | — | — | — | — | — |
| 541870 | Advertising material distribution services .. | (A) | (D) | (D) | 1 | 1 | — | — | — | — | — | — | — | — |
| 54189 | Other services related to advertising | (B) | (D) | (D) | 18 | 12 | 4 | 1 | 1 | — | — | — | — | — |
| 541890 | Other services related to advertising | (B) | (D) | (D) | 18 | 12 | 4 | 1 | 1 | — | — | — | — | — |
| 5419 | Oth professional, scientific, technical services | 863 | 4 140 | 18 674 | 155 | 95 | 32 | 20 | 7 | 1 | — | — | — | — |
| 54191 | Marketing research & public opinion polling | (B) | (D) | (D) | 7 | 4 | 1 | 1 | — | 1 | — | — | — | — |
| 541910 | Marketing research & public opinion polling | (B) | (D) | (D) | 7 | 4 | 1 | 1 | — | 1 | — | — | — | — |
| 54192 | Photographic services | (C) | (D) | (D) | 57 | 40 | 13 | 4 | — | — | — | — | — | — |
| 541921 | Photography studios, portrait | (C) | (D) | (D) | 54 | 37 | 13 | 4 | — | — | — | — | — | — |
| 541922 | Commercial photography | (A) | (D) | (D) | 3 | 3 | — | — | — | — | — | — | — | — |
| 54193 | Translation & interpretation services | (A) | (D) | (D) | 2 | 2 | — | — | — | — | — | — | — | — |
| 541930 | Translation & interpretation services | (A) | (D) | (D) | 2 | 2 | — | — | — | — | — | — | — | — |
| 54194 | Veterinary services | 429 | 2 165 | 10 337 | 66 | 31 | 17 | 14 | 4 | — | — | — | — | — |
| 541940 | Veterinary services | 429 | 2 165 | 10 337 | 66 | 31 | 17 | 14 | 4 | — | — | — | — | — |
| 54199 | All oth prof, scientific & technical services .. | (C) | (D) | (D) | 23 | 18 | 1 | 1 | 3 | — | — | — | — | — |
| 541990 | All oth prof, scientific & technical services .. | (C) | (D) | (D) | 23 | 18 | 1 | 1 | 3 | — | — | — | — | — |
| 55 | Management of companies & enterprises | 3 041 | 38 820 | 159 666 | 87 | 27 | 17 | 18 | 12 | 6 | 6 | — | 1 | — |
| 551 | Management of companies & enterprises | 3 041 | 38 820 | 159 666 | 87 | 27 | 17 | 18 | 12 | 6 | 6 | — | 1 | — |
| 5511 | Management of companies & enterprises | 3 041 | 38 820 | 159 666 | 87 | 27 | 17 | 18 | 12 | 6 | 6 | — | 1 | — |
| 55111 | Management of companies & enterprises | 3 041 | 38 820 | 159 666 | 87 | 27 | 17 | 18 | 12 | 6 | 6 | — | 1 | — |
| 551111 | Offices of bank holding companies | 97 | 737 | 2 615 | 6 | 2 | 1 | 1 | 2 | — | — | — | — | — |
| 551112 | Offices of other holding companies | 963 | 16 731 | 72 935 | 8 | 2 | 1 | 4 | — | — | — | — | 1 | — |
| 551114 | Corp, subsidiary & regional managing offices | 1 981 | 21 352 | 84 116 | 73 | 23 | 15 | 13 | 10 | 6 | 6 | — | — | — |
| 56 | Admin, support, waste mgt, remediation services | 10 883 | 46 979 | 191 449 | 800 | 501 | 134 | 69 | 41 | 29 | 18 | 8 | — | — |
| 561 | Administrative & support services | 10 498 | 44 397 | 180 985 | 711 | 441 | 114 | 64 | 37 | 29 | 18 | 8 | — | — |
| 5611 | Office administrative services | 434 | 3 500 | 14 416 | 38 | 19 | 8 | 5 | 4 | 2 | — | — | — | — |
| 56111 | Office administrative services | 434 | 3 500 | 14 416 | 38 | 19 | 8 | 5 | 4 | 2 | — | — | — | — |
| 561110 | Office administrative services | 434 | 3 500 | 14 416 | 38 | 19 | 8 | 5 | 4 | 2 | — | — | — | — |
| 5612 | Facilities support services | (E) | (D) | (D) | 4 | 3 | — | — | — | — | — | 1 | — | — |
| 56121 | Facilities support services | (E) | (D) | (D) | 4 | 3 | — | — | — | — | — | 1 | — | — |
| 561210 | Facilities support services | (E) | (D) | (D) | 4 | 3 | — | — | — | — | — | 1 | — | — |
| 5613 | Employment services | 2 137 | 8 253 | 37 285 | 43 | 14 | 4 | 3 | 7 | 7 | 6 | 2 | — | — |
| 56131 | Employment placement agencies | (B) | (D) | (D) | 7 | 5 | 1 | 1 | — | — | — | — | — | — |
| 561310 | Employment placement agencies | (B) | (D) | (D) | 7 | 5 | 1 | 1 | — | — | — | — | — | — |
| 56132 | Temporary help services | (G) | (D) | (D) | 35 | 9 | 3 | 2 | 7 | 7 | 5 | 2 | — | — |
| 561320 | Temporary help services | (G) | (D) | (D) | 35 | 9 | 3 | 2 | 7 | 7 | 5 | 2 | — | — |
| 56133 | Employee leasing services | (C) | (D) | (D) | 1 | — | — | — | — | — | 1 | — | — | — |
| 561330 | Employee leasing services | (C) | (D) | (D) | 1 | — | — | — | — | — | 1 | — | — | — |
| 5614 | Business support services | 2 222 | 7 670 | 27 173 | 96 | 43 | 18 | 13 | 6 | 10 | 5 | 1 | — | — |
| 56141 | Document preparation services | (B) | (D) | (D) | 8 | 7 | — | — | 1 | — | — | — | — | — |
| 561410 | Document preparation services | (B) | (D) | (D) | 8 | 7 | — | — | 1 | — | — | — | — | — |
| 56142 | Telephone call centers | 1 539 | 5 531 | 18 346 | 27 | 3 | 3 | 2 | 5 | 9 | 5 | — | — | — |
| 561421 | Telephone answering services | (A) | (D) | (D) | 3 | 1 | 1 | — | — | — | — | — | — | — |
| 561422 | Telemarketing bureaus | (A) | (D) | (D) | 24 | 2 | 2 | 1 | 5 | 9 | 5 | — | — | — |
| 56143 | Business service centers | (B) | (D) | (D) | 12 | 5 | 6 | 1 | — | — | — | — | — | — |
| 561431 | Private mail centers | (B) | (D) | (D) | 8 | 5 | 3 | — | — | — | — | — | — | — |
| 561439 | Oth business service centers (incl copy shops) | (B) | (D) | (D) | 4 | — | 3 | 1 | — | — | — | — | — | — |
| 56144 | Collection agencies | 400 | 1 167 | 4 873 | 24 | 10 | 8 | 5 | — | — | — | 1 | — | — |
| 561440 | Collection agencies | 400 | 1 167 | 4 873 | 24 | 10 | 8 | 5 | — | — | — | 1 | — | — |
| 56145 | Credit bureaus | (B) | (D) | (D) | 4 | 1 | 1 | 2 | — | — | — | — | — | — |
| 561450 | Credit bureaus | (B) | (D) | (D) | 4 | 1 | 1 | 2 | — | — | — | — | — | — |
| 56149 | Other business support services | (C) | (D) | (D) | 21 | 17 | — | 3 | — | 1 | — | — | — | — |
| 561491 | Repossession services | (A) | (D) | (D) | 4 | 4 | — | — | — | — | — | — | — | — |
| 561492 | Court reporting & stenotype services | (B) | (D) | (D) | 10 | 9 | — | 1 | — | — | — | — | — | — |
| 561499 | All other business support services | (C) | (D) | (D) | 7 | 4 | — | 2 | — | 1 | — | — | — | — |
| 5615 | Travel arrangement & reservation services .. | 1 610 | 10 339 | 36 727 | 52 | 31 | 9 | 4 | 4 | — | 1 | 3 | — | — |
| 56151 | Travel agencies | 1 013 | 8 022 | 26 932 | 39 | 26 | 8 | 1 | 1 | — | 1 | 2 | — | — |
| 561510 | Travel agencies | 1 013 | 8 022 | 26 932 | 39 | 26 | 8 | 1 | 1 | — | 1 | 2 | — | — |
| 56152 | Tour operators | (A) | (D) | (D) | 3 | 2 | 1 | — | — | — | — | — | — | — |
| 561520 | Tour operators | (A) | (D) | (D) | 3 | 2 | 1 | — | — | — | — | — | — | — |

See footnotes at end of table.

Table 2. The State—Employees, Payroll, and Establishments by Industry: 2003—Con.

[Excludes most government employees, railroad employees, and self-employed persons. Size class 1 to 4 includes establishments with payroll, but no employees, during mid-March pay period. (D) denotes figures withheld to avoid disclosing data for individual companies; the data are included in broader industry totals. For explanation of terms, abbreviations, and data reliability/comparability, see introductory text]

| NAICS code | Industry | Number of employees for week including March 12 | Payroll (\$1,000) | | Total number of establishments | Number of establishments by employment-size class | | | | | | | | | | |
|------------|---|---|-------------------|---------------|--------------------------------|---|-----------|-----------|-----------|----------|------------|------------|------------|---------------|----------|----------|
| | | | First quarter | Annual | | 1 to 4 | 5 to 9 | 10 to 19 | 20 to 49 | 50 to 99 | 100 to 249 | 250 to 499 | 500 to 999 | 1,000 or more | | |
| 56 | Admin. support, waste mgt, remediation services—Con. | | | | | | | | | | | | | | | |
| 561 | Administrative & support services—Con. | | | | | | | | | | | | | | | |
| 5615 | Travel arrangement & reservation services—Con. | | | | | | | | | | | | | | | |
| 56159 | Oth travel arrangement & reservation services | (F) | (D) | (D) | 10 | 3 | — | 3 | 3 | — | — | 1 | — | — | — | — |
| 561591 | Convention and visitors bureaus | (C) | (D) | (D) | 6 | 2 | — | 2 | 2 | — | — | — | — | — | — | — |
| 561599 | All oth travel arrange & reservation services | (E) | (D) | (D) | 4 | 1 | — | 1 | 1 | — | — | 1 | — | — | — | — |
| 5616 | Investigation & security services | (F) | (D) | (D) | 51 | 26 | 14 | 4 | 5 | 2 | — | — | — | — | — | — |
| 56161 | Investigation, guard & armored car services | (E) | (D) | (D) | 30 | 14 | 9 | 3 | 2 | 2 | — | — | — | — | — | — |
| 561611 | Investigation services | (B) | (D) | (D) | 11 | 11 | — | — | — | — | — | — | — | — | — | — |
| 561612 | Security guards & patrol services | (E) | (D) | (D) | 15 | 3 | 7 | 1 | 2 | 2 | — | — | — | — | — | — |
| 561613 | Armored car services | (B) | (D) | (D) | 4 | — | 2 | 2 | — | — | — | — | — | — | — | — |
| 56162 | Security systems services | (C) | (D) | (D) | 21 | 12 | 5 | 1 | 3 | — | — | — | — | — | — | — |
| 561621 | Security systems services (except locksmiths) | (C) | (D) | (D) | 13 | 7 | 2 | 1 | 3 | — | — | — | — | — | — | — |
| 561622 | Locksmiths | (B) | (D) | (D) | 8 | 5 | 3 | — | — | — | — | — | — | — | — | — |
| 5617 | Services to buildings & dwellings | 2 531 | 8 027 | 38 376 | 349 | 250 | 47 | 31 | 8 | 8 | 4 | 1 | — | — | — | — |
| 56171 | Exterminating & pest control services | (B) | (D) | (D) | 6 | 3 | 2 | 1 | — | — | — | — | — | — | — | — |
| 561710 | Exterminating & pest control services | (B) | (D) | (D) | 6 | 3 | 2 | 1 | — | — | — | — | — | — | — | — |
| 56172 | Janitorial services | 1 738 | 4 027 | 17 178 | 138 | 78 | 23 | 18 | 7 | 8 | 4 | — | — | — | — | — |
| 561720 | Janitorial services | 1 738 | 4 027 | 17 178 | 138 | 78 | 23 | 18 | 7 | 8 | 4 | — | — | — | — | — |
| 56173 | Landscaping services | (E) | (D) | (D) | 153 | 134 | 8 | 10 | 1 | — | — | — | — | — | — | — |
| 561730 | Landscaping services | (E) | (D) | (D) | 153 | 134 | 8 | 10 | 1 | — | — | — | — | — | — | — |
| 56174 | Carpet & upholstery cleaning services | (C) | (D) | (D) | 35 | 25 | 9 | 1 | — | — | — | — | — | — | — | — |
| 561740 | Carpet & upholstery cleaning services | (C) | (D) | (D) | 35 | 25 | 9 | 1 | — | — | — | — | — | — | — | — |
| 56179 | Other services to buildings & dwellings | (E) | (D) | (D) | 17 | 10 | 5 | 1 | — | — | 1 | — | — | — | — | — |
| 561790 | Other services to buildings & dwellings | (E) | (D) | (D) | 17 | 10 | 5 | 1 | — | — | 1 | — | — | — | — | — |
| 5619 | Other support services | (F) | (D) | (D) | 78 | 55 | 14 | 4 | 3 | — | 2 | — | — | — | — | — |
| 56191 | Packaging & labeling services | (A) | (D) | (D) | 1 | 1 | — | — | — | — | — | — | — | — | — | — |
| 561910 | Packaging & labeling services | (A) | (D) | (D) | 1 | 1 | — | — | — | — | — | — | — | — | — | — |
| 56192 | Convention & trade show organizers | (C) | (D) | (D) | 3 | 2 | — | — | — | — | 1 | — | — | — | — | — |
| 561920 | Convention & trade show organizers | (C) | (D) | (D) | 3 | 2 | — | — | — | — | 1 | — | — | — | — | — |
| 56199 | All other support services | (F) | (D) | (D) | 74 | 52 | 14 | 4 | 3 | — | 1 | — | — | — | — | — |
| 561990 | All other support services | (F) | (D) | (D) | 74 | 52 | 14 | 4 | 3 | — | 1 | — | — | — | — | — |
| 562 | Waste management & remediation services | 385 | 2 582 | 10 464 | 89 | 60 | 20 | 5 | 4 | — | — | — | — | — | — | — |
| 5621 | Waste collection | 263 | 1 840 | 6 934 | 52 | 34 | 11 | 3 | 4 | — | — | — | — | — | — | — |
| 56211 | Waste collection | 263 | 1 840 | 6 934 | 52 | 34 | 11 | 3 | 4 | — | — | — | — | — | — | — |
| 562111 | Solid waste collection | (C) | (D) | (D) | 46 | 30 | 10 | 3 | 3 | — | — | — | — | — | — | — |
| 562112 | Hazardous waste collection | (A) | (D) | (D) | 5 | 4 | 1 | — | — | — | — | — | — | — | — | — |
| 562119 | Other waste collection | (B) | (D) | (D) | 1 | — | — | — | 1 | — | — | — | — | — | — | — |
| 5622 | Waste treatment & disposal | (B) | (D) | (D) | 14 | 10 | 4 | — | — | — | — | — | — | — | — | — |
| 56221 | Waste treatment & disposal | (B) | (D) | (D) | 14 | 10 | 4 | — | — | — | — | — | — | — | — | — |
| 562211 | Hazardous waste treatment & disposal | (A) | (D) | (D) | 4 | 2 | 2 | — | — | — | — | — | — | — | — | — |
| 562212 | Solid waste landfill | (B) | (D) | (D) | 10 | 8 | 2 | — | — | — | — | — | — | — | — | — |
| 5629 | Remediation & oth waste management services | (B) | (D) | (D) | 23 | 16 | 5 | 2 | — | — | — | — | — | — | — | — |
| 56291 | Remediation services | (B) | (D) | (D) | 7 | 3 | 3 | 1 | — | — | — | — | — | — | — | — |
| 562910 | Remediation services | (B) | (D) | (D) | 7 | 3 | 3 | 1 | — | — | — | — | — | — | — | — |
| 56292 | Materials recovery facilities | (A) | (D) | (D) | 2 | 2 | — | — | — | — | — | — | — | — | — | — |
| 562920 | Materials recovery facilities | (A) | (D) | (D) | 2 | 2 | — | — | — | — | — | — | — | — | — | — |
| 56299 | All other waste management services | (B) | (D) | (D) | 14 | 11 | 2 | 1 | — | — | — | — | — | — | — | — |
| 562991 | Septic tank & related services | (B) | (D) | (D) | 10 | 9 | — | 1 | — | — | — | — | — | — | — | — |
| 562998 | All other miscellaneous waste management | (A) | (D) | (D) | 4 | 2 | 2 | — | — | — | — | — | — | — | — | — |
| 61 | Educational services | 4 377 | 17 267 | 74 593 | 147 | 68 | 16 | 23 | 22 | 9 | 6 | 1 | 2 | — | — | — |
| 611 | Educational services | 4 377 | 17 267 | 74 593 | 147 | 68 | 16 | 23 | 22 | 9 | 6 | 1 | 2 | — | — | — |
| 6111 | Elementary & secondary schools | 1 830 | 8 123 | 35 289 | 57 | 17 | 3 | 12 | 14 | 6 | 5 | — | — | — | — | — |
| 61111 | Elementary & secondary schools | 1 830 | 8 123 | 35 289 | 57 | 17 | 3 | 12 | 14 | 6 | 5 | — | — | — | — | — |
| 611110 | Elementary & secondary schools | 1 830 | 8 123 | 35 289 | 57 | 17 | 3 | 12 | 14 | 6 | 5 | — | — | — | — | — |
| 6112 | Junior colleges | (C) | (D) | (D) | 3 | — | — | — | 1 | 2 | — | — | — | — | — | — |
| 61121 | Junior colleges | (C) | (D) | (D) | 3 | — | — | — | 1 | 2 | — | — | — | — | — | — |
| 611210 | Junior colleges | (C) | (D) | (D) | 3 | — | — | — | 1 | 2 | — | — | — | — | — | — |
| 6113 | Colleges, universities & professional schools | 1 552 | 4 103 | 16 682 | 6 | 1 | 2 | — | — | — | 1 | — | 2 | — | — | — |
| 61131 | Colleges, universities & professional schools | 1 552 | 4 103 | 16 682 | 6 | 1 | 2 | — | — | — | 1 | — | 2 | — | — | — |
| 611310 | Colleges, universities & professional schools | 1 552 | 4 103 | 16 682 | 6 | 1 | 2 | — | — | — | 1 | — | 2 | — | — | — |
| 6114 | Business schools & computer & mgt training | (B) | (D) | (D) | 10 | 7 | 2 | — | 1 | — | — | — | — | — | — | — |
| 61141 | Business & secretarial schools | (B) | (D) | (D) | 2 | 1 | — | — | 1 | — | — | — | — | — | — | — |
| 611410 | Business & secretarial schools | (B) | (D) | (D) | 2 | 1 | — | — | 1 | — | — | — | — | — | — | — |
| 61142 | Computer training | (A) | (D) | (D) | 2 | 1 | 1 | — | — | — | — | — | — | — | — | — |
| 611420 | Computer training | (A) | (D) | (D) | 2 | 1 | 1 | — | — | — | — | — | — | — | — | — |
| 61143 | Professional, management development training | (A) | (D) | (D) | 6 | 5 | 1 | — | — | — | — | — | — | — | — | — |
| 611430 | Professional, management development training | (A) | (D) | (D) | 6 | 5 | 1 | — | — | — | — | — | — | — | — | — |
| 6115 | Technical & trade schools | 127 | 789 | 4 995 | 15 | 7 | 3 | 3 | 2 | — | — | — | — | — | — | — |
| 61151 | Technical & trade schools | 127 | 789 | 4 995 | 15 | 7 | 3 | 3 | 2 | — | — | — | — | — | — | — |
| 611511 | Cosmetology & barber schools | (B) | (D) | (D) | 8 | 4 | 2 | 2 | — | — | — | — | — | — | — | — |
| 611512 | Flight training | 38 | 248 | 1 050 | 3 | 1 | 1 | — | 1 | — | — | — | — | — | — | — |
| 611513 | Apprenticeship training | (B) | (D) | (D) | 4 | 2 | — | 1 | 1 | — | — | — | — | — | — | — |
| 6116 | Other schools & instruction | (E) | (D) | (D) | 48 | 29 | 6 | 8 | 4 | 1 | — | — | — | — | — | — |
| 61161 | Fine arts schools | (B) | (D) | (D) | 15 | 10 | 2 | 3 | — | — | — | — | — | — | — | — |
| 611610 | Fine arts schools | (B) | (D) | (D) | 15 | 10 | 2 | 3 | — | — | — | — | — | — | — | — |
| 61162 | Sports & recreation instruction | 257 | 416 | 1 802 | 20 | 10 | 2 | 3 | 4 | 1 | — | — | — | — | — | — |
| 611620 | Sports & recreation instruction | 257 | 416 | 1 802 | 20 | 10 | 2 | 3 | 4 | 1 | — | — | — | — | — | — |

See footnotes at end of table.

Table 2. The State—Employees, Payroll, and Establishments by Industry: 2003—Con.

[Excludes most government employees, railroad employees, and self-employed persons. Size class 1 to 4 includes establishments with payroll, but no employees, during mid-March pay period. (D) denotes figures withheld to avoid disclosing data for individual companies; the data are included in broader industry totals. For explanation of terms, abbreviations, and data reliability/comparability, see introductory text]

| NAICS code | Industry | Number of employees for week including March 12 | Payroll (\$1,000) | | Total number of establishments | Number of establishments by employment-size class | | | | | | | | | | |
|------------|--|---|-------------------|------------------|--------------------------------|---|------------|------------|------------|------------|------------|------------|------------|---------------|---|---|
| | | | First quarter | Annual | | 1 to 4 | 5 to 9 | 10 to 19 | 20 to 49 | 50 to 99 | 100 to 249 | 250 to 499 | 500 to 999 | 1,000 or more | | |
| 61 | Educational services—Con. | | | | | | | | | | | | | | | |
| 611 | Educational services—Con. | | | | | | | | | | | | | | | |
| 6116 | Other schools & instruction—Con. | | | | | | | | | | | | | | | |
| 61169 | All other schools & instruction | (B) | (D) | (D) | 13 | 9 | 2 | 2 | — | — | — | — | — | — | — | — |
| 611691 | Exam preparation & tutoring | (B) | (D) | (D) | 4 | 2 | — | 2 | — | — | — | — | — | — | — | — |
| 611692 | Automobile driving schools | (A) | (D) | (D) | 5 | 4 | 1 | — | — | — | — | — | — | — | — | — |
| 611699 | All other miscellaneous schools & instruction | (A) | (D) | (D) | 4 | 3 | 1 | — | — | — | — | — | — | — | — | — |
| 6117 | Educational support services | (E) | (D) | (D) | 8 | 7 | — | — | — | — | — | — | — | 1 | — | — |
| 61171 | Educational support services | (E) | (D) | (D) | 8 | 7 | — | — | — | — | — | — | — | 1 | — | — |
| 611710 | Educational support services | (E) | (D) | (D) | 8 | 7 | — | — | — | — | — | — | — | 1 | — | — |
| 62 | Health care and social assistance | 51 155 | 349 310 | 1 447 402 | 1 612 | 699 | 341 | 233 | 138 | 102 | 69 | 18 | 6 | 6 | | |
| 621 | Ambulatory health care services | 11 288 | 103 255 | 460 219 | 895 | 454 | 247 | 117 | 43 | 22 | 6 | 4 | 1 | 1 | | |
| 6211 | Offices of physicians | 3 803 | 54 678 | 245 409 | 203 | 102 | 52 | 16 | 15 | 12 | 2 | 3 | 1 | — | — | — |
| 62111 | Offices of physicians | 3 803 | 54 678 | 245 409 | 203 | 102 | 52 | 16 | 15 | 12 | 2 | 3 | 1 | — | — | — |
| 621111 | Offices of physicians (exc mental health) | 3 774 | 54 345 | 243 389 | 195 | 95 | 52 | 15 | 15 | 12 | 2 | 3 | 1 | — | — | — |
| 621112 | Offices of physicians, mental health | 29 | 333 | 2 020 | 8 | 7 | — | 1 | — | — | — | — | — | — | — | — |
| 6212 | Offices of dentists | 1 681 | 13 772 | 63 785 | 252 | 82 | 115 | 51 | 3 | 1 | — | — | — | — | — | — |
| 62121 | Offices of dentists | 1 681 | 13 772 | 63 785 | 252 | 82 | 115 | 51 | 3 | 1 | — | — | — | — | — | — |
| 621210 | Offices of dentists | 1 681 | 13 772 | 63 785 | 252 | 82 | 115 | 51 | 3 | 1 | — | — | — | — | — | — |
| 6213 | Offices of other health practitioners | 1 245 | 7 843 | 35 001 | 295 | 224 | 50 | 16 | 3 | 1 | 1 | — | — | — | — | — |
| 62131 | Offices of chiropractors | 407 | 2 053 | 9 003 | 127 | 101 | 22 | 3 | 1 | — | — | — | — | — | — | — |
| 621310 | Offices of chiropractors | 407 | 2 053 | 9 003 | 127 | 101 | 22 | 3 | 1 | — | — | — | — | — | — | — |
| 62132 | Offices of optometrists | 387 | 2 704 | 12 851 | 66 | 42 | 14 | 8 | 1 | 1 | — | — | — | — | — | — |
| 621320 | Offices of optometrists | 387 | 2 704 | 12 851 | 66 | 42 | 14 | 8 | 1 | 1 | — | — | — | — | — | — |
| 62133 | Offices of other mental health practitioners | 72 | 534 | 2 611 | 19 | 13 | 4 | 2 | — | — | — | — | — | — | — | — |
| 621330 | Offices of other mental health practitioners | 72 | 534 | 2 611 | 19 | 13 | 4 | 2 | — | — | — | — | — | — | — | — |
| 62134 | Offices of PT, OT, speech therapy & audiology | 316 | 2 148 | 8 285 | 49 | 37 | 8 | 2 | 1 | — | 1 | — | — | — | — | — |
| 621340 | Offices of PT, OT, speech therapy & audiology | 316 | 2 148 | 8 285 | 49 | 37 | 8 | 2 | 1 | — | 1 | — | — | — | — | — |
| 62139 | Offices of all other health practitioners | 63 | 404 | 2 251 | 34 | 31 | 2 | 1 | — | — | — | — | — | — | — | — |
| 621391 | Offices of podiatrists | (B) | (D) | (D) | 10 | 8 | 1 | — | — | — | — | — | — | — | — | — |
| 621399 | Offices of all other misc health practitioners | (B) | (D) | (D) | 24 | 23 | 1 | — | — | — | — | — | — | — | — | — |
| 6214 | Outpatient care centers | 3 097 | 15 469 | 67 496 | 55 | 18 | 13 | 7 | 11 | 4 | — | 1 | — | — | — | — |
| 62141 | Family planning centers | (B) | (D) | (D) | 4 | 1 | 1 | 1 | 1 | — | — | — | — | — | — | — |
| 621410 | Family planning centers | (B) | (D) | (D) | 4 | 1 | 1 | 1 | 1 | — | — | — | — | — | — | — |
| 62142 | Outpatient mental health, substance abuse ctrs | (F) | (D) | (D) | 11 | 3 | 1 | 2 | 2 | 2 | — | 1 | — | — | — | — |
| 621420 | Outpatient mental health, substance abuse ctrs | (F) | (D) | (D) | 11 | 3 | 1 | 2 | 2 | 2 | — | 1 | — | — | — | — |
| 62149 | Other outpatient care centers | 2 420 | 11 746 | 51 737 | 40 | 14 | 11 | 4 | 8 | 2 | — | — | — | — | — | — |
| 621493 | Freestanding ambulatory surgery, emergency ctr | (B) | (D) | (D) | 5 | 1 | 1 | 1 | 2 | — | — | — | — | — | — | — |
| 621498 | All other outpatient care centers | (G) | (D) | (D) | 35 | 13 | 10 | 3 | 6 | 2 | — | — | — | — | — | — |
| 6215 | Medical & diagnostic laboratories | 386 | 4 582 | 19 682 | 15 | 5 | 2 | 3 | 3 | 1 | 1 | — | — | — | — | — |
| 62151 | Medical & diagnostic laboratories | 386 | 4 582 | 19 682 | 15 | 5 | 2 | 3 | 3 | 1 | 1 | — | — | — | — | — |
| 621511 | Medical laboratories | (B) | (D) | (D) | 4 | 2 | — | — | 2 | — | — | — | — | — | — | — |
| 621512 | Diagnostic Imaging centers | (E) | (D) | (D) | 11 | 3 | 2 | 3 | 1 | 1 | 1 | — | — | — | — | — |
| 6216 | Home health care services | 354 | 1 777 | 7 072 | 23 | 4 | 8 | 8 | 2 | — | 1 | — | — | — | — | — |
| 62161 | Home health care services | 354 | 1 777 | 7 072 | 23 | 4 | 8 | 8 | 2 | — | 1 | — | — | — | — | — |
| 621610 | Home health care services | 354 | 1 777 | 7 072 | 23 | 4 | 8 | 8 | 2 | — | 1 | — | — | — | — | — |
| 6219 | Other ambulatory health care services | 722 | 5 134 | 21 774 | 52 | 19 | 7 | 16 | 6 | 3 | 1 | — | — | — | — | — |
| 62191 | Ambulance services | 426 | 1 684 | 7 107 | 37 | 13 | 6 | 12 | 5 | 1 | — | — | — | — | — | — |
| 621910 | Ambulance services | 426 | 1 684 | 7 107 | 37 | 13 | 6 | 12 | 5 | 1 | — | — | — | — | — | — |
| 62199 | All other ambulatory health care services | 296 | 3 450 | 14 667 | 15 | 6 | 1 | 4 | 1 | 2 | 1 | — | — | — | — | — |
| 621991 | Blood & organ banks | (C) | (D) | (D) | 6 | 2 | — | 1 | — | 2 | 1 | — | — | — | — | — |
| 621999 | All oth misc ambulatory health care services | (B) | (D) | (D) | 9 | 4 | 1 | 3 | 1 | — | — | — | — | — | — | — |
| 622 | Hospitals | (J) | (D) | (D) | 50 | — | — | — | 4 | 15 | 16 | 6 | 4 | 5 | | |
| 6221 | General medical & surgical hospitals | 18 634 | 161 997 | 638 482 | 46 | — | — | — | 3 | 14 | 15 | 5 | 4 | 5 | | |
| 62211 | General medical & surgical hospitals | 18 634 | 161 997 | 638 482 | 46 | — | — | — | 3 | 14 | 15 | 5 | 4 | 5 | | |
| 622110 | General medical & surgical hospitals | 18 634 | 161 997 | 638 482 | 46 | — | — | — | 3 | 14 | 15 | 5 | 4 | 5 | | |
| 6222 | Psychiatric & substance abuse hospitals | (E) | (D) | (D) | 1 | — | — | — | — | — | — | — | 1 | — | — | — |
| 62221 | Psychiatric & substance abuse hospitals | (E) | (D) | (D) | 1 | — | — | — | — | — | — | — | 1 | — | — | — |
| 622210 | Psychiatric & substance abuse hospitals | (E) | (D) | (D) | 1 | — | — | — | — | — | — | — | 1 | — | — | — |
| 6223 | Other specialty hospitals | (C) | (D) | (D) | 3 | — | — | — | 1 | 1 | 1 | — | — | — | — | — |
| 62231 | Other specialty hospitals | (C) | (D) | (D) | 3 | — | — | — | 1 | 1 | 1 | — | — | — | — | — |
| 622310 | Other specialty hospitals | (C) | (D) | (D) | 3 | — | — | — | 1 | 1 | 1 | — | — | — | — | — |
| 623 | Nursing & residential care facilities | 13 923 | 58 384 | 243 108 | 222 | 20 | 22 | 50 | 46 | 38 | 38 | 7 | 1 | — | — | — |
| 6231 | Nursing care facilities | 8 670 | 38 371 | 159 023 | 73 | 3 | 1 | — | 8 | 26 | 30 | 5 | — | — | — | — |
| 62311 | Nursing care facilities | 8 670 | 38 371 | 159 023 | 73 | 3 | 1 | — | 8 | 26 | 30 | 5 | — | — | — | — |
| 623110 | Nursing care facilities | 8 670 | 38 371 | 159 023 | 73 | 3 | 1 | — | 8 | 26 | 30 | 5 | — | — | — | — |
| 6232 | Residential mental retardation, health facil | 2 600 | 10 057 | 41 660 | 88 | 2 | 21 | 37 | 17 | 5 | 1 | — | — | — | — | — |
| 62321 | Residential mental retardation facilities | 2 084 | 7 576 | 32 011 | 76 | 2 | 19 | 35 | 12 | 4 | 3 | 1 | — | — | — | — |
| 623210 | Residential mental retardation facilities | 2 084 | 7 576 | 32 011 | 76 | 2 | 19 | 35 | 12 | 4 | 3 | 1 | — | — | — | — |
| 62322 | Residential mental health, subst abuse facil | 516 | 2 481 | 9 649 | 12 | — | 2 | 2 | 5 | 1 | 2 | — | — | — | — | — |
| 623220 | Residential mental health, subst abuse facil | 516 | 2 481 | 9 649 | 12 | — | 2 | 2 | 5 | 1 | 2 | — | — | — | — | — |
| 6233 | Community care facilities for the elderly | 2 210 | 7 910 | 34 362 | 44 | 11 | — | 6 | 17 | 6 | 2 | 1 | 1 | — | — | — |
| 62331 | Community care facilities for the elderly | 2 210 | 7 910 | 34 362 | 44 | 11 | — | 6 | 17 | 6 | 2 | 1 | 1 | — | — | — |
| 623311 | Continuing care retirement communities | 1 574 | 5 943 | 26 249 | 13 | — | — | 1 | 5 | 3 | 2 | 1 | 1 | — | — | — |
| 623312 | Homes for the elderly | 636 | 1 967 | 8 113 | 31 | 11 | — | 5 | 12 | 3 | — | — | — | — | — | — |

See footnotes at end of table.

Table 2. The State—Employees, Payroll, and Establishments by Industry: 2003—Con.

[Excludes most government employees, railroad employees, and self-employed persons. Size class 1 to 4 includes establishments with payroll, but no employees, during mid-March pay period. (D) denotes figures withheld to avoid disclosing data for individual companies; the data are included in broader industry totals. For explanation of terms, abbreviations, and data reliability/comparability, see introductory text.]

| NAICS code | Industry | Number of employees for week including March 12 | Payroll (\$1,000) | | Total number of establishments | Number of establishments by employment-size class | | | | | | | | | | | |
|------------|--|---|-------------------|---------------|--------------------------------|---|-----------|-----------|-----------|----------|------------|------------|------------|---------------|----------|----------|----------|
| | | | First quarter | Annual | | 1 to 4 | 5 to 9 | 10 to 19 | 20 to 49 | 50 to 99 | 100 to 249 | 250 to 499 | 500 to 999 | 1,000 or more | | | |
| 62 | Health care and social assistance—Con. | | | | | | | | | | | | | | | | |
| 623 | Nursing & residential care facilities—Con. | | | | | | | | | | | | | | | | |
| 6239 | Other residential care facilities | 443 | 2 046 | 8 063 | 17 | 4 | — | 7 | 4 | 1 | 1 | — | — | — | — | — | — |
| 62399 | Other residential care facilities | 443 | 2 046 | 8 063 | 17 | 4 | — | 7 | 4 | 1 | 1 | — | — | — | — | — | — |
| 623990 | Other residential care facilities | 443 | 2 046 | 8 063 | 17 | 4 | — | 7 | 4 | 1 | 1 | — | — | — | — | — | — |
| 624 | Social assistance | (I) | (D) | (D) | 445 | 225 | 72 | 66 | 45 | 27 | 9 | 1 | — | — | — | — | — |
| 6241 | Individual & family services | 2 810 | 10 315 | 41 224 | 160 | 72 | 24 | 25 | 19 | 17 | 3 | — | — | — | — | — | — |
| 62411 | Child & youth services | 218 | 1 451 | 4 660 | 30 | 19 | 3 | 6 | 1 | 1 | — | — | — | — | — | — | — |
| 624110 | Child & youth services | 218 | 1 451 | 4 660 | 30 | 19 | 3 | 6 | 1 | 1 | — | — | — | — | — | — | — |
| 62412 | Services for elderly & disabled persons | 1 425 | 4 060 | 17 002 | 64 | 24 | 9 | 11 | 9 | 9 | 2 | — | — | — | — | — | — |
| 624120 | Services for elderly & disabled persons | 1 425 | 4 060 | 17 002 | 64 | 24 | 9 | 11 | 9 | 9 | 2 | — | — | — | — | — | — |
| 62419 | Other individual & family services | 1 167 | 4 804 | 19 562 | 66 | 29 | 12 | 8 | 9 | 7 | 1 | — | — | — | — | — | — |
| 624190 | Other individual & family services | 1 167 | 4 804 | 19 562 | 66 | 29 | 12 | 8 | 9 | 7 | 1 | — | — | — | — | — | — |
| 6242 | Community, emergency & other relief services | (E) | (D) | (D) | 47 | 23 | 12 | 7 | 3 | 2 | — | — | — | — | — | — | — |
| 62421 | Community food services | (C) | (D) | (D) | 20 | 7 | 7 | 4 | 2 | — | — | — | — | — | — | — | — |
| 624210 | Community food services | (C) | (D) | (D) | 20 | 7 | 7 | 4 | 2 | — | — | — | — | — | — | — | — |
| 62422 | Community housing services | (C) | (D) | (D) | 22 | 12 | 4 | 3 | 1 | 2 | — | — | — | — | — | — | — |
| 624221 | Temporary shelters | (C) | (D) | (D) | 10 | 3 | 3 | 2 | 1 | 1 | — | — | — | — | — | — | — |
| 624229 | Other community housing services | (B) | (D) | (D) | 12 | 9 | 1 | 1 | — | 1 | — | — | — | — | — | — | — |
| 62423 | Emergency & other relief services | (A) | (D) | (D) | 5 | 4 | 1 | — | — | — | — | — | — | — | — | — | — |
| 624230 | Emergency & other relief services | (A) | (D) | (D) | 5 | 4 | 1 | — | — | — | — | — | — | — | — | — | — |
| 6243 | Vocational rehabilitation services | (G) | (D) | (D) | 35 | 11 | 5 | 3 | 5 | 4 | 6 | 1 | — | — | — | — | — |
| 62431 | Vocational rehabilitation services | (G) | (D) | (D) | 35 | 11 | 5 | 3 | 5 | 4 | 6 | 1 | — | — | — | — | — |
| 624310 | Vocational rehabilitation services | (G) | (D) | (D) | 35 | 11 | 5 | 3 | 5 | 4 | 6 | 1 | — | — | — | — | — |
| 6244 | Child day care services | 1 578 | 3 692 | 15 394 | 203 | 119 | 31 | 31 | 18 | 4 | — | — | — | — | — | — | — |
| 62441 | Child day care services | 1 578 | 3 692 | 15 394 | 203 | 119 | 31 | 31 | 18 | 4 | — | — | — | — | — | — | — |
| 624410 | Child day care services | 1 578 | 3 692 | 15 394 | 203 | 119 | 31 | 31 | 18 | 4 | — | — | — | — | — | — | — |
| 71 | Arts, entertainment & recreation | 3 219 | 9 865 | 45 452 | 375 | 239 | 57 | 42 | 27 | 7 | 2 | 1 | — | — | — | — | — |
| 711 | Performing arts, spectator sports & related industries | 458 | 1 357 | 6 501 | 68 | 48 | 10 | 5 | 3 | 1 | 1 | — | — | — | — | — | — |
| 7111 | Performing arts companies | (C) | (D) | (D) | 27 | 20 | 4 | 2 | 1 | — | — | — | — | — | — | — | — |
| 71111 | Theater companies & dinner theaters | (B) | (D) | (D) | 18 | 14 | 1 | 2 | 1 | — | — | — | — | — | — | — | — |
| 711110 | Theater companies & dinner theaters | (B) | (D) | (D) | 18 | 14 | 1 | 2 | 1 | — | — | — | — | — | — | — | — |
| 71112 | Dance companies | (A) | (D) | (D) | 1 | 1 | — | — | — | — | — | — | — | — | — | — | — |
| 711120 | Dance companies | (A) | (D) | (D) | 1 | 1 | — | — | — | — | — | — | — | — | — | — | — |
| 71113 | Musical groups & artists | (B) | (D) | (D) | 7 | 5 | 2 | — | — | — | — | — | — | — | — | — | — |
| 711130 | Musical groups & artists | (B) | (D) | (D) | 7 | 5 | 2 | — | — | — | — | — | — | — | — | — | — |
| 71119 | Other performing arts companies | (A) | (D) | (D) | 1 | — | 1 | — | — | — | — | — | — | — | — | — | — |
| 711190 | Other performing arts companies | (A) | (D) | (D) | 1 | — | 1 | — | — | — | — | — | — | — | — | — | — |
| 7112 | Spectator sports | (B) | (D) | (D) | 8 | 6 | — | 1 | 1 | — | — | — | — | — | — | — | — |
| 71121 | Spectator sports | (B) | (D) | (D) | 8 | 6 | — | 1 | 1 | — | — | — | — | — | — | — | — |
| 711211 | Sports teams and clubs | (B) | (D) | (D) | 3 | 1 | — | 1 | 1 | — | — | — | — | — | — | — | — |
| 711212 | Racetracks | (A) | (D) | (D) | 4 | 4 | — | — | — | — | — | — | — | — | — | — | — |
| 711219 | Other spectator sports | (A) | (D) | (D) | 1 | 1 | — | — | — | — | — | — | — | — | — | — | — |
| 7113 | Promoters of entertainment events | (C) | (D) | (D) | 15 | 9 | 3 | — | 1 | 1 | 1 | — | — | — | — | — | — |
| 71131 | Promoters of entertainment events with facility | (B) | (D) | (D) | 3 | 1 | 1 | — | — | 1 | — | — | — | — | — | — | — |
| 711310 | Promoters of entertainment events with facility | (B) | (D) | (D) | 3 | 1 | 1 | — | — | 1 | — | — | — | — | — | — | — |
| 71132 | Promoters of entertainment events without facility | (C) | (D) | (D) | 12 | 8 | 2 | — | 1 | — | 1 | — | — | — | — | — | — |
| 711320 | Promoters of entertainment events without facility | (C) | (D) | (D) | 12 | 8 | 2 | — | 1 | — | 1 | — | — | — | — | — | — |
| 7114 | Agents, managers for artists & other public figures | (A) | (D) | (D) | 2 | 2 | — | — | — | — | — | — | — | — | — | — | — |
| 71141 | Agents, managers for artists & other public figures | (A) | (D) | (D) | 2 | 2 | — | — | — | — | — | — | — | — | — | — | — |
| 711410 | Agents, managers for artists & other public figures | (A) | (D) | (D) | 2 | 2 | — | — | — | — | — | — | — | — | — | — | — |
| 7115 | Independent artists, writers & performers | (B) | (D) | (D) | 16 | 11 | 3 | 2 | — | — | — | — | — | — | — | — | — |
| 71151 | Independent artists, writers & performers | (B) | (D) | (D) | 16 | 11 | 3 | 2 | — | — | — | — | — | — | — | — | — |
| 711510 | Independent artists, writers & performers | (B) | (D) | (D) | 16 | 11 | 3 | 2 | — | — | — | — | — | — | — | — | — |
| 712 | Museums, historical sites & like institutions | 183 | 669 | 3 257 | 36 | 27 | 2 | 5 | 2 | — | — | — | — | — | — | — | — |
| 7121 | Museums, historical sites & like institutions | 183 | 669 | 3 257 | 36 | 27 | 2 | 5 | 2 | — | — | — | — | — | — | — | — |
| 71211 | Museums | (C) | (D) | (D) | 23 | 16 | 1 | 4 | 2 | — | — | — | — | — | — | — | — |
| 712110 | Museums | (C) | (D) | (D) | 23 | 16 | 1 | 4 | 2 | — | — | — | — | — | — | — | — |
| 71212 | Historical sites | (A) | (D) | (D) | 9 | 9 | — | — | — | — | — | — | — | — | — | — | — |
| 712120 | Historical sites | (A) | (D) | (D) | 9 | 9 | — | — | — | — | — | — | — | — | — | — | — |
| 71213 | Zoos & botanical gardens | (B) | (D) | (D) | 3 | 1 | 1 | — | — | — | — | — | — | — | — | — | — |
| 712130 | Zoos & botanical gardens | (B) | (D) | (D) | 3 | 1 | 1 | — | — | — | — | — | — | — | — | — | — |
| 71219 | Nature parks & other similar institutions | (A) | (D) | (D) | 1 | 1 | — | — | — | — | — | — | — | — | — | — | — |
| 712190 | Nature parks & other similar institutions | (A) | (D) | (D) | 1 | 1 | — | — | — | — | — | — | — | — | — | — | — |
| 713 | Amusement, gambling & recreation industries | 2 578 | 7 839 | 35 694 | 271 | 164 | 45 | 32 | 22 | 6 | 1 | 1 | — | — | — | — | — |
| 7131 | Amusement parks & arcades | (B) | (D) | (D) | 8 | 4 | 3 | 1 | — | — | — | — | — | — | — | — | — |
| 71311 | Amusement & theme parks | (A) | (D) | (D) | 1 | 1 | — | — | — | — | — | — | — | — | — | — | — |
| 713110 | Amusement & theme parks | (A) | (D) | (D) | 1 | 1 | — | — | — | — | — | — | — | — | — | — | — |
| 71312 | Amusement arcades | (B) | (D) | (D) | 7 | 3 | 3 | 1 | — | — | — | — | — | — | — | — | — |
| 713120 | Amusement arcades | (B) | (D) | (D) | 7 | 3 | 3 | 1 | — | — | — | — | — | — | — | — | — |
| 7132 | Gambling industries | (F) | (D) | (D) | 45 | 13 | 18 | 6 | 6 | 1 | — | 1 | — | — | — | — | — |
| 71321 | Casinos (except hotel casinos) | (E) | (D) | (D) | 1 | — | — | — | — | — | — | 1 | — | — | — | — | — |
| 713210 | Casinos (except hotel casinos) | (E) | (D) | (D) | 1 | — | — | — | — | — | — | 1 | — | — | — | — | — |
| 71329 | Other gambling industries | (E) | (D) | (D) | 44 | 13 | 18 | 6 | 6 | 1 | — | — | — | — | — | — | — |
| 713290 | Other gambling industries | (E) | (D) | (D) | 44 | 13 | 18 | 6 | 6 | 1 | — | — | — | — | — | — | — |

See footnotes at end of table.

Table 2. The State—Employees, Payroll, and Establishments by Industry: 2003—Con.

[Excludes most government employees, railroad employees, and self-employed persons. Size class 1 to 4 includes establishments with payroll, but no employees, during mid-March pay period. (D) denotes figures withheld to avoid disclosing data for individual companies; the data are included in broader industry totals. For explanation of terms, abbreviations, and data reliability/comparability, see introductory text]

| NAICS code | Industry | Number of employees for week including March 12 | Payroll (\$1,000) | | Total number of establishments | Number of establishments by employment-size class | | | | | | | | | |
|------------|--|---|-------------------|----------------|--------------------------------|---|------------|------------|------------|-----------|------------|------------|------------|---------------|----------|
| | | | First quarter | Annual | | 1 to 4 | 5 to 9 | 10 to 19 | 20 to 49 | 50 to 99 | 100 to 249 | 250 to 499 | 500 to 999 | 1,000 or more | |
| 71 | Arts, entertainment & recreation—Con. | | | | | | | | | | | | | | |
| 713 | Amusement, gambling & recreation industries—Con. | | | | | | | | | | | | | | |
| 7139 | Other amusement & recreation industries ... | (G) | (D) | (D) | 218 | 147 | 24 | 25 | 16 | 5 | 1 | — | — | — | — |
| 71391 | Golf courses & country clubs | (E) | (D) | (D) | 71 | 62 | 2 | 4 | 2 | 1 | — | — | — | — | — |
| 713910 | Golf courses & country clubs | (E) | (D) | (D) | 71 | 62 | 2 | 4 | 2 | 1 | — | — | — | — | — |
| 71392 | Skiing facilities | (B) | (D) | (D) | 4 | — | — | 4 | — | — | — | — | — | — | — |
| 713920 | Skiing facilities | (B) | (D) | (D) | 4 | — | — | 4 | — | — | — | — | — | — | — |
| 71393 | Marinas | (A) | (D) | (D) | 7 | 7 | — | — | — | — | — | — | — | — | — |
| 713930 | Marinas | (A) | (D) | (D) | 7 | 7 | — | — | — | — | — | — | — | — | — |
| 71394 | Fitness & recreational sports centers | (F) | (D) | (D) | 53 | 31 | 8 | 7 | 3 | 3 | 1 | — | — | — | — |
| 713940 | Fitness & recreational sports centers | (F) | (D) | (D) | 53 | 31 | 8 | 7 | 3 | 3 | 1 | — | — | — | — |
| 71395 | Bowling centers | (E) | (D) | (D) | 31 | 11 | 6 | 4 | 10 | — | — | — | — | — | — |
| 713950 | Bowling centers | (E) | (D) | (D) | 31 | 11 | 6 | 4 | 10 | — | — | — | — | — | — |
| 71399 | All other amusement & recreation industries | | | | | | | | | | | | | | |
| 713990 | All other amusement & recreation industries | 280 | 876 | 3 525 | 52 | 36 | 8 | 6 | 1 | 1 | — | — | — | — | — |
| | | 280 | 876 | 3 525 | 52 | 36 | 8 | 6 | 1 | 1 | — | — | — | — | — |
| 72 | Accommodation & food services | 26 704 | 60 080 | 259 481 | 1 759 | 707 | 292 | 342 | 308 | 92 | 13 | 5 | — | — | — |
| 721 | Accommodation | 5 419 | 16 892 | 74 188 | 280 | 134 | 34 | 44 | 48 | 13 | 3 | 4 | — | — | — |
| 7211 | Traveler accommodation | 5 346 | 16 696 | 73 121 | 231 | 88 | 31 | 44 | 48 | 13 | 3 | 4 | — | — | — |
| 72111 | Hotels (exc casino hotels) & motels | (H) | (D) | (D) | 223 | 83 | 31 | 44 | 48 | 13 | 3 | 1 | — | — | — |
| 721110 | Hotels (exc casino hotels) & motels | (H) | (D) | (D) | 223 | 83 | 31 | 44 | 48 | 13 | 3 | 1 | — | — | — |
| 72112 | Casino hotels | (G) | (D) | (D) | 3 | — | — | — | — | — | — | 3 | — | — | — |
| 721120 | Casino hotels | (G) | (D) | (D) | 3 | — | — | — | — | — | — | 3 | — | — | — |
| 72119 | Other traveler accommodation | (A) | (D) | (D) | 5 | 5 | — | — | — | — | — | — | — | — | — |
| 721191 | Bed & breakfast inns | (A) | (D) | (D) | 2 | 2 | — | — | — | — | — | — | — | — | — |
| 721199 | All other traveler accommodation | (A) | (D) | (D) | 3 | 3 | — | — | — | — | — | — | — | — | — |
| 7212 | RV parks & recreational camps | (B) | (D) | (D) | 25 | 23 | 2 | — | — | — | — | — | — | — | — |
| 72121 | RV parks & recreational camps | (B) | (D) | (D) | 25 | 23 | 2 | — | — | — | — | — | — | — | — |
| 721211 | RV parks & campgrounds | (A) | (D) | (D) | 14 | 13 | 1 | — | — | — | — | — | — | — | — |
| 721214 | Recreational, vacation camps (exc campgrounds) | | | | | | | | | | | | | | |
| | | 16 | 78 | 512 | 11 | 10 | 1 | — | — | — | — | — | — | — | — |
| 7213 | Rooming & boarding houses | (B) | (D) | (D) | 24 | 23 | 1 | — | — | — | — | — | — | — | — |
| 72131 | Rooming & boarding houses | (B) | (D) | (D) | 24 | 23 | 1 | — | — | — | — | — | — | — | — |
| 721310 | Rooming & boarding houses | (B) | (D) | (D) | 24 | 23 | 1 | — | — | — | — | — | — | — | — |
| 722 | Food services & drinking places | 21 285 | 43 188 | 185 293 | 1 479 | 573 | 258 | 298 | 260 | 79 | 10 | 1 | — | — | — |
| 7221 | Full-service restaurants | 10 847 | 22 776 | 96 165 | 569 | 186 | 103 | 109 | 106 | 57 | 7 | 1 | — | — | — |
| 72211 | Full-service restaurants | 10 847 | 22 776 | 96 165 | 569 | 186 | 103 | 109 | 106 | 57 | 7 | 1 | — | — | — |
| 722110 | Full-service restaurants | 10 847 | 22 776 | 96 165 | 569 | 186 | 103 | 109 | 106 | 57 | 7 | 1 | — | — | — |
| 7222 | Limited-service eating places | 7 934 | 15 703 | 69 246 | 497 | 137 | 70 | 137 | 131 | 19 | 3 | — | — | — | — |
| 72221 | Limited-service eating places | 7 934 | 15 703 | 69 246 | 497 | 137 | 70 | 137 | 131 | 19 | 3 | — | — | — | — |
| 722211 | Limited-service restaurants | 6 913 | 13 921 | 60 979 | 385 | 83 | 46 | 116 | 122 | 15 | 3 | — | — | — | — |
| 722212 | Cafeterias | 445 | 964 | 3 891 | 23 | 8 | 4 | 2 | 6 | 3 | — | — | — | — | — |
| 722213 | Snack & nonalcoholic beverage bars ... | 576 | 818 | 4 376 | 89 | 46 | 20 | 19 | 3 | 1 | — | — | — | — | — |
| 7223 | Special food services | 287 | 782 | 3 670 | 34 | 18 | 8 | 2 | 5 | 1 | — | — | — | — | — |
| 72231 | Food service contractors | (C) | (D) | (D) | 17 | 6 | 4 | 2 | 4 | 1 | — | — | — | — | — |
| 722310 | Food service contractors | (C) | (D) | (D) | 17 | 6 | 4 | 2 | 4 | 1 | — | — | — | — | — |
| 72232 | Caterers | (B) | (D) | (D) | 13 | 10 | 2 | — | — | — | — | — | — | — | — |
| 722320 | Caterers | (B) | (D) | (D) | 13 | 10 | 2 | — | — | — | — | — | — | — | — |
| 72233 | Mobile food services | (A) | (D) | (D) | 4 | 2 | 2 | — | — | — | — | — | — | — | — |
| 722330 | Mobile food services | (A) | (D) | (D) | 4 | 2 | 2 | — | — | — | — | — | — | — | — |
| 7224 | Drinking places (alcoholic beverages) | 2 217 | 3 927 | 16 212 | 379 | 232 | 77 | 50 | 18 | 2 | — | — | — | — | — |
| 72241 | Drinking places (alcoholic beverages) | 2 217 | 3 927 | 16 212 | 379 | 232 | 77 | 50 | 18 | 2 | — | — | — | — | — |
| 722410 | Drinking places (alcoholic beverages) .. | 2 217 | 3 927 | 16 212 | 379 | 232 | 77 | 50 | 18 | 2 | — | — | — | — | — |
| 81 | Other services (except public administration) | 13 282 | 51 549 | 214 152 | 2 437 | 1 653 | 464 | 208 | 91 | 17 | 3 | 1 | — | — | — |
| 811 | Repair & maintenance | 2 903 | 16 626 | 70 527 | 701 | 500 | 134 | 50 | 16 | 1 | — | — | — | — | — |
| 8111 | Automotive repair & maintenance | 2 087 | 11 586 | 48 482 | 489 | 342 | 102 | 32 | 12 | 1 | — | — | — | — | — |
| 81111 | Automotive mechanical & electrical R&M .. | 843 | 4 948 | 20 451 | 255 | 191 | 50 | 12 | 2 | — | — | — | — | — | — |
| 811111 | General automotive repair | 691 | 4 008 | 16 598 | 210 | 160 | 37 | 11 | 2 | — | — | — | — | — | — |
| 811112 | Automotive exhaust system repair | (B) | (D) | (D) | 10 | 9 | — | — | — | — | — | — | — | — | — |
| 811113 | Automotive transmission repair | (B) | (D) | (D) | 15 | 8 | 7 | — | — | — | — | — | — | — | — |
| 811118 | Other automotive mechanical & electrical R&M | (B) | (D) | (D) | 20 | 14 | 5 | 1 | — | — | — | — | — | — | — |
| 81112 | Automotive body, paint, interior & glass repair | 764 | 5 121 | 21 183 | 187 | 132 | 38 | 12 | 5 | — | — | — | — | — | — |
| 811121 | Automotive body, paint & interior R&M .. | 656 | 4 415 | 18 319 | 152 | 103 | 33 | 11 | 5 | — | — | — | — | — | — |
| 811122 | Automotive glass replacement shops ... | 108 | 706 | 2 864 | 35 | 29 | 5 | 1 | — | — | — | — | — | — | — |
| 81119 | Other automotive R&M | 480 | 1 517 | 6 848 | 47 | 19 | 14 | 8 | 5 | 1 | — | — | — | — | — |
| 811191 | Automotive oil change & lubrication shops | 157 | 537 | 2 232 | 16 | 2 | 8 | 4 | 2 | — | — | — | — | — | — |
| 811192 | Car washes | 299 | 900 | 4 334 | 28 | 15 | 6 | 3 | 3 | 1 | — | — | — | — | — |
| 811198 | All other automotive R&M | 24 | 80 | 282 | 3 | 2 | — | 1 | — | — | — | — | — | — | — |
| 8112 | Electronic & precision equipment R&M | (C) | (D) | (D) | 31 | 23 | 1 | 6 | 1 | — | — | — | — | — | — |
| 81121 | Electronic & precision equipment R&M ... | (C) | (D) | (D) | 31 | 23 | 1 | 6 | 1 | — | — | — | — | — | — |
| 811211 | Consumer electronics R&M | (A) | (D) | (D) | 6 | 6 | — | — | — | — | — | — | — | — | — |
| 811212 | Computer & office machine R&M | 94 | 767 | 3 482 | 15 | 10 | 1 | 3 | 1 | — | — | — | — | — | — |
| 811213 | Communication equipment R&M | (B) | (D) | (D) | 6 | 4 | — | 2 | — | — | — | — | — | — | — |
| 811219 | Other electronic & precision equipment R&M | (A) | (D) | (D) | 4 | 3 | — | 1 | — | — | — | — | — | — | — |
| 8113 | Commercial equipment (exc auto & elec) R&M | 501 | 2 987 | 13 287 | 113 | 76 | 25 | 9 | 3 | — | — | — | — | — | — |
| 81131 | Commercial equipment (exc auto & elec) R&M | 501 | 2 987 | 13 287 | 113 | 76 | 25 | 9 | 3 | — | — | — | — | — | — |
| 811310 | Commercial equipment (exc auto & elec) R&M | 501 | 2 987 | 13 287 | 113 | 76 | 25 | 9 | 3 | — | — | — | — | — | — |

See footnotes at end of table.

Table 2. The State—Employees, Payroll, and Establishments by Industry: 2003—Con.

[Excludes most government employees, railroad employees, and self-employed persons. Size class 1 to 4 includes establishments with payroll, but no employees, during mid-March pay period. (D) denotes figures withheld to avoid disclosing data for individual companies; the data are included in broader industry totals. For explanation of terms, abbreviations, and data reliability/comparability, see introductory text]

| NAICS code | Industry | Number of employees for week including March 12 | Payroll (\$1,000) | | Total number of establishments | Number of establishments by employment-size class | | | | | | | | | | |
|------------|--|---|-------------------|------------|--------------------------------|---|----------|----------|----------|----------|------------|------------|------------|---------------|----------|----------|
| | | | First quarter | Annual | | 1 to 4 | 5 to 9 | 10 to 19 | 20 to 49 | 50 to 99 | 100 to 249 | 250 to 499 | 500 to 999 | 1,000 or more | | |
| 81 | Other services (except public administration)—Con. | | | | | | | | | | | | | | | |
| 811 | Repair & maintenance—Con. | | | | | | | | | | | | | | | |
| 8114 | Personal & household goods R&M | (C) | (D) | (D) | 68 | 59 | 6 | 3 | — | — | — | — | — | — | — | — |
| 81141 | Home, garden equipment & appliance R&M | (B) | (D) | (D) | 22 | 17 | 2 | 3 | — | — | — | — | — | — | — | — |
| 811411 | Home & garden equipment R&M | (A) | (D) | (D) | 5 | 4 | 1 | — | — | — | — | — | — | — | — | — |
| 811412 | Appliance repair & maintenance | (B) | (D) | (D) | 17 | 13 | 1 | 3 | — | — | — | — | — | — | — | — |
| 81142 | Reupholstery & furniture repair | (B) | (D) | (D) | 14 | 13 | 1 | — | — | — | — | — | — | — | — | — |
| 811420 | Reupholstery & furniture repair | (B) | (D) | (D) | 14 | 13 | 1 | — | — | — | — | — | — | — | — | — |
| 81143 | Footwear & leather goods repair | (A) | (D) | (D) | 5 | 4 | 1 | — | — | — | — | — | — | — | — | — |
| 811430 | Footwear & leather goods repair | (A) | (D) | (D) | 5 | 4 | 1 | — | — | — | — | — | — | — | — | — |
| 81149 | Other personal & household goods R&M .. | (B) | (D) | (D) | 27 | 25 | 2 | — | — | — | — | — | — | — | — | — |
| 811490 | Other personal & household goods R&M .. | (B) | (D) | (D) | 27 | 25 | 2 | — | — | — | — | — | — | — | — | — |
| 812 | Personal & laundry services | 3 127 | 12 185 | 52 039 | 547 | 352 | 113 | 57 | 21 | 3 | 1 | — | — | — | — | — |
| 8121 | Personal care services | 1 661 | 5 172 | 22 004 | 317 | 196 | 72 | 37 | 12 | — | — | — | — | — | — | — |
| 81211 | Hair, nail & skin care services | (G) | (D) | (D) | 279 | 176 | 68 | 27 | 8 | — | — | — | — | — | — | — |
| 812111 | Barber shops | (B) | (D) | (D) | 7 | 5 | 1 | 1 | — | — | — | — | — | — | — | — |
| 812112 | Beauty salons | 1 331 | 4 408 | 18 882 | 267 | 167 | 66 | 26 | 8 | — | — | — | — | — | — | — |
| 812113 | Nail salons | (A) | (D) | (D) | 5 | 4 | 1 | — | — | — | — | — | — | — | — | — |
| 81219 | Other personal care services | (E) | (D) | (D) | 38 | 20 | 4 | 10 | 4 | — | — | — | — | — | — | — |
| 812191 | Diet & weight reducing centers | (C) | (D) | (D) | 9 | 2 | 1 | 3 | 3 | — | — | — | — | — | — | — |
| 812199 | Other personal care services | (C) | (D) | (D) | 29 | 18 | 3 | 7 | 1 | — | — | — | — | — | — | — |
| 8122 | Death care services | 384 | 1 921 | 9 201 | 96 | 70 | 17 | 6 | 3 | — | — | — | — | — | — | — |
| 81221 | Funeral homes | (E) | (D) | (D) | 64 | 39 | 16 | 6 | 3 | — | — | — | — | — | — | — |
| 812210 | Funeral homes | (E) | (D) | (D) | 64 | 39 | 16 | 6 | 3 | — | — | — | — | — | — | — |
| 81222 | Cemeteries & crematories | (B) | (D) | (D) | 32 | 31 | 1 | — | — | — | — | — | — | — | — | — |
| 812220 | Cemeteries & crematories | (B) | (D) | (D) | 32 | 31 | 1 | — | — | — | — | — | — | — | — | — |
| 8123 | Drycleaning & laundry services | 714 | 3 505 | 14 451 | 55 | 27 | 12 | 8 | 5 | 2 | 1 | — | — | — | — | — |
| 81231 | Coin-operated laundries & drycleaners .. | (B) | (D) | (D) | 22 | 15 | 6 | 1 | — | — | — | — | — | — | — | — |
| 812310 | Coin-operated laundries & drycleaners .. | (B) | (D) | (D) | 22 | 15 | 6 | 1 | — | — | — | — | — | — | — | — |
| 81232 | Drycleaning & laundry services (exc coin-op) .. | 212 | 727 | 3 014 | 24 | 11 | 6 | 5 | 2 | — | — | — | — | — | — | — |
| 812320 | Drycleaning & laundry services (exc coin-op) .. | 212 | 727 | 3 014 | 24 | 11 | 6 | 5 | 2 | — | — | — | — | — | — | — |
| 81233 | Linen & uniform supply | (E) | (D) | (D) | 9 | 1 | — | 2 | 3 | 2 | 1 | — | — | — | — | — |
| 812331 | Linen supply | (C) | (D) | (D) | 3 | — | — | 1 | 1 | 1 | — | — | — | — | — | — |
| 812332 | Industrial launderers | (E) | (D) | (D) | 6 | 1 | — | 1 | 2 | 1 | 1 | — | — | — | — | — |
| 8129 | Other personal services | 368 | 1 587 | 6 383 | 79 | 59 | 12 | 6 | 1 | 1 | — | — | — | — | — | — |
| 81291 | Pet care (except veterinary) services | (B) | (D) | (D) | 24 | 20 | 2 | 2 | — | — | — | — | — | — | — | — |
| 812910 | Pet care (except veterinary) services | (B) | (D) | (D) | 24 | 20 | 2 | 2 | — | — | — | — | — | — | — | — |
| 81292 | Photofinishing | 212 | 1 200 | 4 442 | 18 | 7 | 6 | 3 | 1 | 1 | — | — | — | — | — | — |
| 812921 | Photofinishing laboratories (except one-hour) .. | (C) | (D) | (D) | 8 | 2 | 1 | 3 | 1 | 1 | — | — | — | — | — | — |
| 812922 | One-hour photofinishing | (B) | (D) | (D) | 10 | 5 | 5 | — | — | — | — | — | — | — | — | — |
| 81293 | Parking lots & garages | 58 | 126 | 530 | 15 | 11 | 3 | 1 | — | — | — | — | — | — | — | — |
| 812930 | Parking lots & garages | 58 | 126 | 530 | 15 | 11 | 3 | 1 | — | — | — | — | — | — | — | — |
| 81299 | All other personal services | (B) | (D) | (D) | 22 | 21 | 1 | — | — | — | — | — | — | — | — | — |
| 812990 | All other personal services | (B) | (D) | (D) | 22 | 21 | 1 | — | — | — | — | — | — | — | — | — |
| 813 | Religious, grantmaking, civic, prof & like organizations | 7 252 | 22 738 | 91 586 | 1 189 | 801 | 217 | 101 | 54 | 13 | 2 | 1 | — | — | — | — |
| 8131 | Religious organizations | 3 403 | 9 872 | 39 770 | 663 | 449 | 127 | 57 | 27 | 3 | — | — | — | — | — | — |
| 81311 | Religious organizations | 3 403 | 9 872 | 39 770 | 663 | 449 | 127 | 57 | 27 | 3 | — | — | — | — | — | — |
| 813110 | Religious organizations | 3 403 | 9 872 | 39 770 | 663 | 449 | 127 | 57 | 27 | 3 | — | — | — | — | — | — |
| 8132 | Grantmaking & giving services | 371 | 1 884 | 7 756 | 60 | 45 | 9 | 2 | 2 | 2 | — | — | — | — | — | — |
| 81321 | Grantmaking & giving services | 371 | 1 884 | 7 756 | 60 | 45 | 9 | 2 | 2 | 2 | — | — | — | — | — | — |
| 813211 | Grantmaking foundations | 193 | 1 054 | 4 241 | 28 | 21 | 4 | 1 | 1 | 1 | — | — | — | — | — | — |
| 813212 | Voluntary health organizations | (B) | (D) | (D) | 16 | 13 | 2 | — | — | 1 | — | — | — | — | — | — |
| 813219 | Other grantmaking & giving services | (B) | (D) | (D) | 16 | 11 | 3 | 1 | 1 | — | — | — | — | — | — | — |
| 8133 | Social advocacy organizations | 290 | 1 110 | 4 580 | 38 | 23 | 7 | 6 | 1 | 1 | — | — | — | — | — | — |
| 81331 | Social advocacy organizations | 290 | 1 110 | 4 580 | 38 | 23 | 7 | 6 | 1 | 1 | — | — | — | — | — | — |
| 813311 | Human rights organizations | (B) | (D) | (D) | 11 | 8 | 2 | 1 | — | — | — | — | — | — | — | — |
| 813312 | Environment & wildlife organizations | (B) | (D) | (D) | 11 | 6 | 2 | 2 | 1 | — | — | — | — | — | — | — |
| 813319 | Other social advocacy organizations | (C) | (D) | (D) | 16 | 9 | 3 | 3 | — | 1 | — | — | — | — | — | — |
| 8134 | Civic & social organizations | 2 290 | 4 430 | 17 917 | 221 | 128 | 42 | 25 | 16 | 7 | 2 | 1 | — | — | — | — |
| 81341 | Civic & social organizations | 2 290 | 4 430 | 17 917 | 221 | 128 | 42 | 25 | 16 | 7 | 2 | 1 | — | — | — | — |
| 813410 | Civic & social organizations | 2 290 | 4 430 | 17 917 | 221 | 128 | 42 | 25 | 16 | 7 | 2 | 1 | — | — | — | — |
| 8139 | Business, labor, political, like organizations .. | 898 | 5 442 | 21 563 | 207 | 156 | 32 | 11 | 8 | — | — | — | — | — | — | — |
| 81391 | Business associations | 433 | 3 484 | 13 334 | 94 | 66 | 21 | 3 | 4 | — | — | — | — | — | — | — |
| 813910 | Business associations | 433 | 3 484 | 13 334 | 94 | 66 | 21 | 3 | 4 | — | — | — | — | — | — | — |
| 81392 | Professional organizations | 107 | 995 | 4 190 | 32 | 30 | — | 1 | 1 | — | — | — | — | — | — | — |
| 813920 | Professional organizations | 107 | 995 | 4 190 | 32 | 30 | — | 1 | 1 | — | — | — | — | — | — | — |
| 81393 | Labor unions & similar labor organizations | 276 | 698 | 2 890 | 47 | 30 | 9 | 5 | 3 | — | — | — | — | — | — | — |
| 813930 | Labor unions & similar labor organizations | 276 | 698 | 2 890 | 47 | 30 | 9 | 5 | 3 | — | — | — | — | — | — | — |
| 81394 | Political organizations | (B) | (D) | (D) | 8 | 7 | — | 1 | — | — | — | — | — | — | — | — |
| 813940 | Political organizations | (B) | (D) | (D) | 8 | 7 | — | 1 | — | — | — | — | — | — | — | — |
| 81399 | Oth similar organizations (exc business, prof, labor, pol) | (B) | (D) | (D) | 26 | 23 | 2 | 1 | — | — | — | — | — | — | — | — |
| 813990 | Oth similar organizations (exc business, prof, labor, pol) | (B) | (D) | (D) | 26 | 23 | 2 | 1 | — | — | — | — | — | — | — | — |
| 99 | Unclassified establishments | (B) | (D) | (D) | 63 | 60 | 3 | — | — | — | — | — | — | — | — | — |

Note: Employment-size classes are indicated as follows: A—0 to 19; B—20 to 99; C—100 to 249; E—250 to 499; F—500 to 999; G—1,000 to 2,499; H—2,500 to 4,999; I—5,000 to 9,999; J—10,000 to 24,999; K—25,000 to 49,999; L—50,000 to 99,999; M—100,000 or more.

Table 3. The State—Employees and Annual Payroll by Employment-Size Class: 2003

[Excludes most government employees, railroad employees, and self-employed persons. Size class 1 to 4 includes establishments with payroll, but no employees, during mid-March pay period. (D) denotes figures withheld to avoid disclosing data for individual companies; the data are included in broader industry totals. For explanation of terms, abbreviations, and data reliability/comparability, see introductory text]

| NAICS code | Major group | Total | Employment-size class | | | | | | | | |
|--------------|--|------------------|-----------------------|----------------|----------------|------------------|----------------|------------------|----------------|----------------|----------------|
| | | | 1 to 4 | 5 to 9 | 10 to 19 | 20 to 49 | 50 to 99 | 100 to 249 | 250 to 499 | 500 to 999 | 1,000 or more |
| | Total number of employees .. | 258 940 | 19 415 | 26 180 | 35 697 | 47 750 | 37 289 | 40 992 | 23 558 | 11 268 | 16 791 |
| | Total payroll, annual (\$1,000) | 6 903 847 | 509 497 | 613 869 | 863 869 | 1 184 494 | 949 671 | 1 081 743 | 649 242 | 476 724 | 574 738 |
| 11 | FORESTRY, FISHING, HUNTING, AND AGRICULTURE SUPPORT | | | | | | | | | | |
| | Number of employees | (F) | (D) | (D) | (D) | (D) | (D) | - | - | - | - |
| | Payroll, annual (\$1,000) | (D) | (D) | (D) | (D) | (D) | (D) | - | - | - | - |
| 113 | Forestry and logging | | | | | | | | | | |
| | Number of employees | (A) | (D) | - | - | - | - | - | - | - | - |
| | Payroll, annual (\$1,000) | (D) | (D) | - | - | - | - | - | - | - | - |
| 114 | Fishing, hunting & trapping | | | | | | | | | | |
| | Number of employees | (A) | (D) | - | - | - | - | - | - | - | - |
| | Payroll, annual (\$1,000) | (D) | (D) | - | - | - | - | - | - | - | - |
| 115 | Agriculture & forestry support activities | | | | | | | | | | |
| | Number of employees | (F) | (D) | (D) | (D) | (D) | (D) | - | - | - | - |
| | Payroll, annual (\$1,000) | (D) | (D) | (D) | (D) | (D) | (D) | - | - | - | - |
| 21 | MINING | | | | | | | | | | |
| | Number of employees | 4 175 | (D) | (D) | 335 | 586 | 522 | 642 | 1 062 | (D) | - |
| | Payroll, annual (\$1,000) | 221 847 | (D) | (D) | 14 380 | 26 638 | 28 003 | 35 250 | 53 684 | (D) | - |
| 211 | Oil & gas extraction | | | | | | | | | | |
| | Number of employees | 1 045 | (D) | (D) | (D) | (D) | (D) | - | - | (D) | - |
| | Payroll, annual (\$1,000) | 65 000 | (D) | (D) | (D) | (D) | (D) | - | - | (D) | - |
| 212 | Mining (except oil & gas) | | | | | | | | | | |
| | Number of employees | 1 579 | 11 | (D) | (D) | (D) | (D) | (D) | (D) | - | - |
| | Payroll, annual (\$1,000) | 95 370 | 1 503 | (D) | (D) | (D) | (D) | (D) | (D) | - | - |
| 213 | Mining support activities | | | | | | | | | | |
| | Number of employees | 1 551 | (D) | (D) | 193 | 336 | (D) | (D) | (D) | - | - |
| | Payroll, annual (\$1,000) | 61 477 | (D) | (D) | 7 774 | 16 201 | (D) | (D) | (D) | - | - |
| 22 | UTILITIES | | | | | | | | | | |
| | Number of employees | 3 194 | 95 | (D) | (D) | 645 | 633 | 964 | (D) | - | - |
| | Payroll, annual (\$1,000) | 205 965 | 5 293 | (D) | (D) | 36 422 | 34 776 | 72 715 | (D) | - | - |
| 221 | Utilities | | | | | | | | | | |
| | Number of employees | 3 194 | 95 | (D) | (D) | 645 | 633 | 964 | (D) | - | - |
| | Payroll, annual (\$1,000) | 205 965 | 5 293 | (D) | (D) | 36 422 | 34 776 | 72 715 | (D) | - | - |
| 23 | CONSTRUCTION | | | | | | | | | | |
| | Number of employees | 13 812 | 2 124 | 2 123 | 2 908 | 3 377 | 2 006 | 1 274 | - | - | - |
| | Payroll, annual (\$1,000) | 542 574 | 69 042 | 70 732 | 105 734 | 135 733 | 84 958 | 76 375 | - | - | - |
| 236 | Construction of Buildings | | | | | | | | | | |
| | Number of employees | 3 394 | (D) | 505 | 778 | 662 | (D) | (D) | - | - | - |
| | Payroll, annual (\$1,000) | 114 067 | (D) | 14 306 | 25 515 | 24 166 | (D) | (D) | - | - | - |
| 237 | Heavy and Civil Engineering Construction | | | | | | | | | | |
| | Number of employees | 1 922 | (D) | 229 | 312 | 544 | (D) | (D) | - | - | - |
| | Payroll, annual (\$1,000) | 123 814 | (D) | 16 573 | 21 180 | 34 544 | (D) | (D) | - | - | - |
| 238 | Specialty Trade Contractors | | | | | | | | | | |
| | Number of employees | 8 496 | 1 339 | 1 389 | 1 818 | 2 171 | 1 152 | 627 | - | - | - |
| | Payroll, annual (\$1,000) | 304 693 | 41 545 | 39 853 | 59 039 | 77 023 | 45 058 | 42 175 | - | - | - |
| 31-33 | MANUFACTURING | | | | | | | | | | |
| | Number of employees | 22 575 | 505 | 893 | 1 424 | 2 993 | 3 823 | 4 326 | 5 314 | (D) | (D) |
| | Payroll, annual (\$1,000) | 725 889 | 24 963 | 20 011 | 39 373 | 87 718 | 126 202 | 135 213 | 169 871 | (D) | (D) |
| 311 | Food mfg | | | | | | | | | | |
| | Number of employees | 5 325 | 60 | 158 | 249 | 517 | 756 | 1 440 | 2 145 | - | - |
| | Payroll, annual (\$1,000) | 164 646 | 14 066 | 2 422 | 5 170 | 12 811 | 23 063 | 36 770 | 70 344 | - | - |
| 312 | Beverage & tobacco product mfg | | | | | | | | | | |
| | Number of employees | 178 | (D) | (D) | - | (D) | (D) | - | - | - | - |
| | Payroll, annual (\$1,000) | 6 236 | (D) | (D) | - | (D) | (D) | - | - | - | - |
| 313 | Textile mills | | | | | | | | | | |
| | Number of employees | (C) | (D) | - | - | (D) | (D) | - | - | - | - |
| | Payroll, annual (\$1,000) | (D) | (D) | - | - | (D) | (D) | - | - | - | - |
| 314 | Textile product mills | | | | | | | | | | |
| | Number of employees | 265 | (D) | (D) | 69 | - | (D) | - | - | - | - |
| | Payroll, annual (\$1,000) | 6 911 | (D) | (D) | 1 822 | - | (D) | - | - | - | - |
| 315 | Apparel manufacturing | | | | | | | | | | |
| | Number of employees | (B) | (D) | (D) | - | (D) | - | - | - | - | - |
| | Payroll, annual (\$1,000) | (D) | (D) | (D) | - | (D) | - | - | - | - | - |
| 316 | Leather & allied product mfg | | | | | | | | | | |
| | Number of employees | (B) | (D) | - | - | (D) | - | - | - | - | - |
| | Payroll, annual (\$1,000) | (D) | (D) | - | - | (D) | - | - | - | - | - |
| 321 | Wood product mfg | | | | | | | | | | |
| | Number of employees | 1 744 | (D) | (D) | (D) | 174 | (D) | - | (D) | - | - |
| | Payroll, annual (\$1,000) | 46 852 | (D) | (D) | (D) | 5 758 | (D) | - | (D) | - | - |
| 322 | Paper mfg | | | | | | | | | | |
| | Number of employees | (C) | (D) | - | (D) | - | - | (D) | - | - | - |
| | Payroll, annual (\$1,000) | (D) | (D) | - | (D) | - | - | (D) | - | - | - |

See footnotes at end of table.

Table 3. The State—Employees and Annual Payroll by Employment-Size Class: 2003—Con.

[Excludes most government employees, railroad employees, and self-employed persons. Size class 1 to 4 includes establishments with payroll, but no employees, during mid-March pay period. (D) denotes figures withheld to avoid disclosing data for individual companies; the data are included in broader industry totals. For explanation of terms, abbreviations, and data reliability/comparability, see introductory text]

| NAICS code | Major group | Total | Employment-size class | | | | | | | | | |
|--------------|---|---------|-----------------------|---------|----------|----------|----------|------------|------------|------------|---------------|--|
| | | | 1 to 4 | 5 to 9 | 10 to 19 | 20 to 49 | 50 to 99 | 100 to 249 | 250 to 499 | 500 to 999 | 1,000 or more | |
| 31-33 | MANUFACTURING—Con. | | | | | | | | | | | |
| 323 | Printing & related support activities | | | | | | | | | | | |
| | Number of employees | 821 | (D) | 106 | (D) | 365 | (D) | (D) | | | | |
| | Payroll, annual (\$1,000)..... | 22 174 | (D) | 2 371 | (D) | 10 011 | (D) | (D) | | | | |
| 324 | Petroleum & coal products mfg | | | | | | | | | | | |
| | Number of employees | (C) | | (D) | | | | (D) | | | | |
| | Payroll, annual (\$1,000)..... | (D) | | (D) | | | | (D) | | | | |
| 325 | Chemical mfg | | | | | | | | | | | |
| | Number of employees | (C) | (D) | (D) | (D) | (D) | (D) | | | | | |
| | Payroll, annual (\$1,000)..... | (D) | (D) | (D) | (D) | (D) | (D) | | | | | |
| 326 | Plastics & rubber products mfg | | | | | | | | | | | |
| | Number of employees | 899 | (D) | (D) | (D) | (D) | 203 | 454 | | | | |
| | Payroll, annual (\$1,000)..... | 25 936 | (D) | (D) | (D) | (D) | 6 256 | 12 839 | | | | |
| 327 | Nonmetallic mineral product mfg | | | | | | | | | | | |
| | Number of employees | 709 | (D) | (D) | 108 | (D) | (D) | (D) | | | | |
| | Payroll, annual (\$1,000)..... | 25 156 | (D) | (D) | 5 307 | (D) | (D) | (D) | | | | |
| 331 | Primary metal mfg | | | | | | | | | | | |
| | Number of employees | 133 | (D) | (D) | (D) | (D) | (D) | | | | | |
| | Payroll, annual (\$1,000)..... | 4 022 | (D) | (D) | (D) | (D) | (D) | | | | | |
| 332 | Fabricated metal product mfg | | | | | | | | | | | |
| | Number of employees | 1 595 | (D) | (D) | 333 | 334 | 387 | 398 | | | | |
| | Payroll, annual (\$1,000)..... | 53 166 | (D) | (D) | 10 435 | 10 504 | 13 781 | 15 663 | | | | |
| 333 | Machinery mfg | | | | | | | | | | | |
| | Number of employees | 4 677 | (D) | (D) | 139 | 412 | 575 | 431 | (D) | (D) | (D) | |
| | Payroll, annual (\$1,000)..... | 159 137 | (D) | (D) | 3 104 | 15 583 | 21 995 | 8 826 | (D) | (D) | (D) | |
| 334 | Computer & electronic product mfg | | | | | | | | | | | |
| | Number of employees | 1 735 | (D) | | | (D) | (D) | (D) | (D) | (D) | | |
| | Payroll, annual (\$1,000)..... | 64 097 | (D) | | | (D) | (D) | (D) | (D) | (D) | | |
| 335 | Electrical equip, appliance & component mfg | | | | | | | | | | | |
| | Number of employees | 110 | (D) | (D) | | | (D) | | | | | |
| | Payroll, annual (\$1,000)..... | 3 984 | (D) | (D) | | | (D) | | | | | |
| 336 | Transportation equipment mfg | | | | | | | | | | | |
| | Number of employees | 1 870 | (D) | (D) | 116 | (D) | (D) | 641 | (D) | | | |
| | Payroll, annual (\$1,000)..... | 60 901 | (D) | (D) | 3 148 | (D) | (D) | 22 360 | (D) | | | |
| 337 | Furniture & related product mfg | | | | | | | | | | | |
| | Number of employees | 1 017 | 64 | (D) | (D) | 308 | (D) | | (D) | | | |
| | Payroll, annual (\$1,000)..... | 29 154 | 1 354 | (D) | (D) | 8 860 | (D) | | (D) | | | |
| 339 | Miscellaneous mfg | | | | | | | | | | | |
| | Number of employees | 793 | 52 | (D) | (D) | 274 | 186 | (D) | | | | |
| | Payroll, annual (\$1,000)..... | 23 163 | 1 057 | (D) | (D) | 8 123 | 5 982 | (D) | | | | |
| 42 | WHOLESALE TRADE | | | | | | | | | | | |
| | Number of employees | 15 952 | 1 318 | 2 509 | 3 563 | 4 190 | 1 846 | (D) | (D) | | | |
| | Payroll, annual (\$1,000)..... | 551 196 | 42 932 | 86 764 | 120 709 | 148 717 | 59 249 | (D) | (D) | | | |
| 423 | Merchant Wholesalers, Durable Goods | | | | | | | | | | | |
| | Number of employees | 7 956 | 604 | 1 247 | 2 098 | 2 794 | (D) | (D) | | | | |
| | Payroll, annual (\$1,000)..... | 287 616 | 19 296 | 43 693 | 73 005 | 108 956 | (D) | (D) | | | | |
| 424 | Merchant Wholesalers, Nondurable Goods | | | | | | | | | | | |
| | Number of employees | (I) | 653 | 1 216 | 1 402 | (D) | (D) | 1 589 | (D) | | | |
| | Payroll, annual (\$1,000)..... | (D) | 21 890 | 41 584 | 45 578 | (D) | (D) | 63 004 | (D) | | | |
| 425 | Wholesale Electronic Markets and Agents and Brokers | | | | | | | | | | | |
| | Number of employees | (F) | 61 | 46 | 63 | (D) | (D) | (D) | | | | |
| | Payroll, annual (\$1,000)..... | (D) | 1 746 | 1 487 | 2 126 | (D) | (D) | (D) | | | | |
| 44-45 | RETAIL TRADE | | | | | | | | | | | |
| | Number of employees | 41 870 | 2 909 | 6 606 | 7 626 | 8 592 | 4 594 | 9 301 | 2 242 | | | |
| | Payroll, annual (\$1,000)..... | 789 161 | 60 797 | 115 337 | 144 217 | 164 707 | 95 838 | 168 395 | 39 870 | | | |
| 441 | Motor vehicle & parts dealers | | | | | | | | | | | |
| | Number of employees | 6 405 | 401 | 787 | 1 292 | 1 494 | (D) | (D) | | | | |
| | Payroll, annual (\$1,000)..... | 197 685 | 12 834 | 18 143 | 34 143 | 45 993 | (D) | (D) | | | | |
| 442 | Furniture & home furnishing stores | | | | | | | | | | | |
| | Number of employees | 1 227 | 145 | 202 | 397 | 288 | 195 | | | | | |
| | Payroll, annual (\$1,000)..... | 27 898 | 2 795 | 3 491 | 9 600 | 7 032 | 4 980 | | | | | |
| 443 | Electronics & appliance stores | | | | | | | | | | | |
| | Number of employees | 1 233 | 159 | (D) | (D) | 294 | (D) | (D) | | | | |
| | Payroll, annual (\$1,000)..... | 28 113 | 3 760 | (D) | (D) | 7 277 | (D) | (D) | | | | |
| 444 | Bldg material & garden equip & supp dealers | | | | | | | | | | | |
| | Number of employees | 4 006 | 426 | 879 | (D) | 787 | (D) | (D) | | | | |
| | Payroll, annual (\$1,000)..... | 94 600 | 10 977 | 19 196 | (D) | 20 070 | (D) | (D) | | | | |
| 445 | Food & beverage stores | | | | | | | | | | | |
| | Number of employees | 7 209 | 299 | 580 | 953 | 1 237 | 1 103 | 3 037 | | | | |
| | Payroll, annual (\$1,000)..... | 93 461 | 5 316 | 6 137 | 11 143 | 15 542 | 14 106 | 41 217 | | | | |
| 446 | Health & personal care stores | | | | | | | | | | | |
| | Number of employees | 2 203 | (D) | 704 | (D) | 686 | (D) | | | | | |
| | Payroll, annual (\$1,000)..... | 51 545 | (D) | 16 779 | (D) | 12 002 | (D) | | | | | |

See footnotes at end of table.

Table 3. The State—Employees and Annual Payroll by Employment-Size Class: 2003—Con.

[Excludes most government employees, railroad employees, and self-employed persons. Size class 1 to 4 includes establishments with payroll, but no employees, during mid-March pay period. (D) denotes figures withheld to avoid disclosing data for individual companies; the data are included in broader industry totals. For explanation of terms, abbreviations, and data reliability/comparability, see introductory text]

| NAICS code | Major group | Total | Employment-size class | | | | | | | | |
|--------------|--|----------------|-----------------------|---------------|---------------|---------------|---------------|---------------|------------|------------|---------------|
| | | | 1 to 4 | 5 to 9 | 10 to 19 | 20 to 49 | 50 to 99 | 100 to 249 | 250 to 499 | 500 to 999 | 1,000 or more |
| 44-45 | RETAIL TRADE—Con. | | | | | | | | | | |
| 447 | Gasoline stations | | | | | | | | | | |
| | Number of employees | 4 858 | (D) | 1 207 | 1 392 | 1 294 | (D) | (D) | — | — | — |
| | Payroll, annual (\$1,000)..... | 72 808 | (D) | 18 128 | 20 690 | 19 425 | (D) | (D) | — | — | — |
| 448 | Clothing & clothing accessories stores | | | | | | | | | | |
| | Number of employees | 2 593 | (D) | (D) | 868 | (D) | (D) | — | — | — | — |
| | Payroll, annual (\$1,000)..... | 30 030 | (D) | (D) | 9 611 | (D) | (D) | — | — | — | — |
| 451 | Sporting goods, hobby, book & music stores | | | | | | | | | | |
| | Number of employees | 1 665 | (D) | (D) | (D) | (D) | (D) | (D) | — | — | — |
| | Payroll, annual (\$1,000)..... | 22 894 | (D) | (D) | (D) | (D) | (D) | (D) | — | — | — |
| 452 | General merchandise stores | | | | | | | | | | |
| | Number of employees | 6 799 | (D) | (D) | (D) | (D) | (D) | (D) | (D) | — | — |
| | Payroll, annual (\$1,000)..... | 101 912 | (D) | (D) | (D) | (D) | (D) | (D) | (D) | — | — |
| 453 | Miscellaneous store retailers | | | | | | | | | | |
| | Number of employees | 2 035 | (D) | 589 | (D) | 498 | (D) | — | — | — | — |
| | Payroll, annual (\$1,000)..... | 30 256 | (D) | 7 977 | (D) | 8 615 | (D) | — | — | — | — |
| 454 | Nonstore retailers | | | | | | | | | | |
| | Number of employees | 1 637 | (D) | 310 | 289 | 365 | (D) | — | (D) | — | — |
| | Payroll, annual (\$1,000)..... | 37 959 | (D) | 7 136 | 8 094 | 7 881 | (D) | — | (D) | — | — |
| 48-49 | TRANSPORTATION & WAREHOUSING | | | | | | | | | | |
| | Number of employees | 8 702 | 953 | 1 029 | 1 537 | 1 771 | 1 562 | (D) | (D) | — | — |
| | Payroll, annual (\$1,000)..... | 254 296 | 25 388 | 26 603 | 43 061 | 51 375 | 45 338 | (D) | (D) | — | — |
| 481 | Air transportation | | | | | | | | | | |
| | Number of employees | (C) | (D) | (D) | 73 | (D) | — | — | — | — | — |
| | Payroll, annual (\$1,000)..... | (D) | (D) | (D) | 2 207 | (D) | — | — | — | — | — |
| 484 | Truck transportation | | | | | | | | | | |
| | Number of employees | 5 285 | 721 | 618 | 1 021 | 974 | 931 | (D) | (D) | — | — |
| | Payroll, annual (\$1,000)..... | 161 151 | 18 770 | 16 499 | 30 695 | 29 409 | 31 544 | (D) | (D) | — | — |
| 485 | Transit & ground passenger transportation | | | | | | | | | | |
| | Number of employees | 971 | (D) | (D) | 95 | 217 | (D) | (D) | — | — | — |
| | Payroll, annual (\$1,000)..... | 11 067 | (D) | (D) | 1 019 | 2 646 | (D) | (D) | — | — | — |
| 486 | Pipeline transportation | | | | | | | | | | |
| | Number of employees | 383 | (D) | 48 | — | (D) | — | (D) | — | — | — |
| | Payroll, annual (\$1,000)..... | 22 749 | (D) | 2 510 | — | (D) | — | (D) | — | — | — |
| 487 | Scenic & sightseeing transportation | | | | | | | | | | |
| | Number of employees | (A) | (D) | — | — | — | — | — | — | — | — |
| | Payroll, annual (\$1,000)..... | (D) | (D) | — | — | — | — | — | — | — | — |
| 488 | Transportation support activities | | | | | | | | | | |
| | Number of employees | 630 | (D) | (D) | 136 | (D) | (D) | — | — | — | — |
| | Payroll, annual (\$1,000)..... | 15 169 | (D) | (D) | 3 498 | (D) | (D) | — | — | — | — |
| 492 | Couriers & messengers | | | | | | | | | | |
| | Number of employees | (F) | (D) | (D) | (D) | (D) | (D) | (D) | — | — | — |
| | Payroll, annual (\$1,000)..... | (D) | (D) | (D) | (D) | (D) | (D) | (D) | — | — | — |
| 493 | Warehousing & storage | | | | | | | | | | |
| | Number of employees | (E) | (D) | (D) | (D) | (D) | (D) | — | — | — | — |
| | Payroll, annual (\$1,000)..... | (D) | (D) | (D) | (D) | (D) | (D) | — | — | — | — |
| 51 | INFORMATION | | | | | | | | | | |
| | Number of employees | 7 441 | (D) | 558 | 877 | 1 706 | 1 268 | 1 458 | (D) | (D) | — |
| | Payroll, annual (\$1,000)..... | 274 293 | (D) | 16 582 | 25 340 | 47 863 | 43 147 | 63 059 | (D) | (D) | — |
| 511 | Publishing industries | | | | | | | | | | |
| | Number of employees | 2 919 | (D) | (D) | 255 | (D) | (D) | (D) | (D) | (D) | — |
| | Payroll, annual (\$1,000)..... | 128 689 | (D) | (D) | 5 157 | (D) | (D) | (D) | (D) | (D) | — |
| 512 | Motion picture & sound recording industries | | | | | | | | | | |
| | Number of employees | (E) | (D) | (D) | (D) | (D) | — | — | — | — | — |
| | Payroll, annual (\$1,000)..... | (D) | (D) | (D) | (D) | (D) | — | — | — | — | — |
| 515 | Broadcasting (except Internet) | | | | | | | | | | |
| | Number of employees | 1 489 | (D) | (D) | (D) | (D) | (D) | (D) | — | — | — |
| | Payroll, annual (\$1,000)..... | 38 705 | (D) | (D) | (D) | (D) | (D) | (D) | — | — | — |
| 516 | Internet Publishing and Broadcasting | | | | | | | | | | |
| | Number of employees | (A) | (D) | (D) | — | — | — | — | — | — | — |
| | Payroll, annual (\$1,000)..... | (D) | (D) | (D) | — | — | — | — | — | — | — |
| 517 | Telecommunications | | | | | | | | | | |
| | Number of employees | 1 819 | (D) | 153 | (D) | (D) | (D) | (D) | — | — | — |
| | Payroll, annual (\$1,000)..... | 80 493 | (D) | 7 966 | (D) | (D) | (D) | (D) | — | — | — |
| 518 | Internet Service Providers, Web Search Portals, and Data Processing Serv | | | | | | | | | | |
| | Number of employees | (F) | (D) | (D) | (D) | (D) | (D) | (D) | (D) | — | — |
| | Payroll, annual (\$1,000)..... | (D) | (D) | (D) | (D) | (D) | (D) | (D) | (D) | — | — |
| 519 | Other Information Services | | | | | | | | | | |
| | Number of employees | (B) | (D) | (D) | (D) | — | — | — | — | — | — |
| | Payroll, annual (\$1,000)..... | (D) | (D) | (D) | (D) | — | — | — | — | — | — |

See footnotes at end of table.

Table 3. The State—Employees and Annual Payroll by Employment-Size Class: 2003—Con.

[Excludes most government employees, railroad employees, and self-employed persons. Size class 1 to 4 includes establishments with payroll, but no employees, during mid-March pay period. (D) denotes figures withheld to avoid disclosing data for individual companies; the data are included in broader industry totals. For explanation of terms, abbreviations, and data reliability/comparability, see introductory text]

| NAICS code | Major group | Total | Employment-size class | | | | | | | | | |
|------------|--|---------|-----------------------|--------|----------|----------|----------|------------|------------|------------|---------------|-----|
| | | | 1 to 4 | 5 to 9 | 10 to 19 | 20 to 49 | 50 to 99 | 100 to 249 | 250 to 499 | 500 to 999 | 1,000 or more | |
| 52 | FINANCE & INSURANCE | | | | | | | | | | | |
| | Number of employees | 13 406 | 1 875 | 1 458 | 2 312 | 2 409 | 1 707 | 718 | — | (D) | (D) | (D) |
| | Payroll, annual (\$1,000)..... | 484 703 | 60 076 | 48 473 | 81 776 | 94 156 | 70 544 | 32 987 | — | (D) | (D) | (D) |
| 522 | Credit intermediation & related activities | | | | | | | | | | | |
| | Number of employees | 7 582 | (D) | (D) | 1 807 | 1 754 | 1 073 | (D) | — | (D) | — | — |
| | Payroll, annual (\$1,000)..... | 250 063 | (D) | (D) | 60 076 | 60 866 | 45 945 | (D) | — | (D) | — | — |
| 523 | Security, commodity contracts & like activity | | | | | | | | | | | |
| | Number of employees | (F) | (D) | (D) | (D) | (D) | — | (D) | — | — | — | — |
| | Payroll, annual (\$1,000)..... | (D) | (D) | (D) | (D) | (D) | — | (D) | — | — | — | — |
| 524 | Insurance carriers & related activities | | | | | | | | | | | |
| | Number of employees | (H) | 1 050 | (D) | (D) | (D) | 634 | — | — | (D) | (D) | (D) |
| | Payroll, annual (\$1,000)..... | (D) | 27 836 | (D) | (D) | (D) | 24 599 | — | — | (D) | (D) | (D) |
| 525 | Funds, trusts, & other financial vehicles (part) | | | | | | | | | | | |
| | Number of employees | (B) | (D) | (D) | (D) | — | — | — | — | — | — | — |
| | Payroll, annual (\$1,000)..... | (D) | (D) | (D) | (D) | — | — | — | — | — | — | — |
| 53 | REAL ESTATE & RENTAL & LEASING | | | | | | | | | | | |
| | Number of employees | 3 623 | 798 | 533 | 678 | 578 | (D) | (D) | — | — | — | — |
| | Payroll, annual (\$1,000)..... | 75 372 | 16 214 | 10 986 | 12 620 | 18 078 | (D) | (D) | — | — | — | — |
| 531 | Real estate | | | | | | | | | | | |
| | Number of employees | (G) | (D) | (D) | 299 | 323 | (D) | (D) | — | — | — | — |
| | Payroll, annual (\$1,000)..... | (D) | (D) | (D) | 4 300 | 9 922 | (D) | (D) | — | — | — | — |
| 532 | Rental & leasing services | | | | | | | | | | | |
| | Number of employees | (G) | (D) | (D) | 379 | 255 | (D) | (D) | — | — | — | — |
| | Payroll, annual (\$1,000)..... | (D) | (D) | (D) | 8 320 | 8 156 | (D) | (D) | — | — | — | — |
| 533 | Lessors of other nonfinancial intangible asset | | | | | | | | | | | |
| | Number of employees | (A) | (D) | — | — | — | — | — | — | — | — | — |
| | Payroll, annual (\$1,000)..... | (D) | (D) | — | — | — | — | — | — | — | — | — |
| 54 | PROFESSIONAL, SCIENTIFIC & TECHNICAL SERVICES | | | | | | | | | | | |
| | Number of employees | 10 902 | 1 531 | 1 397 | 1 602 | 1 879 | 621 | (D) | 1 825 | (D) | (D) | (D) |
| | Payroll, annual (\$1,000)..... | 370 925 | 43 369 | 41 095 | 58 768 | 80 276 | 32 743 | (D) | 34 875 | (D) | (D) | (D) |
| 541 | Professional, scientific & technical services | | | | | | | | | | | |
| | Number of employees | 10 902 | 1 531 | 1 397 | 1 602 | 1 879 | 621 | (D) | 1 825 | (D) | (D) | (D) |
| | Payroll, annual (\$1,000)..... | 370 925 | 43 369 | 41 095 | 58 768 | 80 276 | 32 743 | (D) | 34 875 | (D) | (D) | (D) |
| 55 | MANAGEMENT OF COMPANIES & ENTERPRISES | | | | | | | | | | | |
| | Number of employees | 3 041 | 63 | (D) | 251 | 377 | (D) | (D) | — | (D) | — | — |
| | Payroll, annual (\$1,000)..... | 159 666 | 2 069 | (D) | 16 102 | 23 979 | (D) | (D) | — | (D) | — | — |
| 551 | Management of companies & enterprises | | | | | | | | | | | |
| | Number of employees | 3 041 | 63 | (D) | 251 | 377 | (D) | (D) | — | (D) | — | — |
| | Payroll, annual (\$1,000)..... | 159 666 | 2 069 | (D) | 16 102 | 23 979 | (D) | (D) | — | (D) | — | — |
| 56 | ADMIN, SUPPORT, WASTE MGT, REMEDIATION SERVICES | | | | | | | | | | | |
| | Number of employees | 10 883 | 797 | 850 | 902 | 1 249 | 2 081 | 2 572 | 2 432 | — | — | — |
| | Payroll, annual (\$1,000)..... | 191 449 | 17 920 | 16 622 | 19 849 | 27 673 | 28 511 | 39 485 | 41 389 | — | — | — |
| 561 | Administrative & support services | | | | | | | | | | | |
| | Number of employees | 10 498 | (D) | (D) | (D) | (D) | 2 081 | 2 572 | 2 432 | — | — | — |
| | Payroll, annual (\$1,000)..... | 180 985 | (D) | (D) | (D) | (D) | 28 511 | 39 485 | 41 389 | — | — | — |
| 562 | Waste management & remediation services | | | | | | | | | | | |
| | Number of employees | 385 | (D) | (D) | (D) | (D) | — | — | — | — | — | — |
| | Payroll, annual (\$1,000)..... | 10 464 | (D) | (D) | (D) | (D) | — | — | — | — | — | — |
| 61 | EDUCATIONAL SERVICES | | | | | | | | | | | |
| | Number of employees | 4 377 | (D) | (D) | (D) | 727 | (D) | (D) | (D) | (D) | — | — |
| | Payroll, annual (\$1,000)..... | 74 593 | (D) | (D) | (D) | 14 013 | (D) | (D) | (D) | (D) | — | — |
| 611 | Educational services | | | | | | | | | | | |
| | Number of employees | 4 377 | (D) | (D) | (D) | 727 | (D) | (D) | (D) | (D) | — | — |
| | Payroll, annual (\$1,000)..... | 74 593 | (D) | (D) | (D) | 14 013 | (D) | (D) | (D) | (D) | — | — |

See footnotes at end of table.

Table 3. The State—Employees and Annual Payroll by Employment-Size Class: 2003—Con.

[Excludes most government employees, railroad employees, and self-employed persons. Size class 1 to 4 includes establishments with payroll, but no employees, during mid-March pay period. (D) denotes figures withheld to avoid disclosing data for individual companies; the data are included in broader industry totals. For explanation of terms, abbreviations, and data reliability/comparability, see introductory text]

| NAICS code | Major group | Total | Employment-size class | | | | | | | | |
|------------|--|-----------|-----------------------|--------|----------|----------|----------|------------|------------|------------|---------------|
| | | | 1 to 4 | 5 to 9 | 10 to 19 | 20 to 49 | 50 to 99 | 100 to 249 | 250 to 499 | 500 to 999 | 1,000 or more |
| 62 | HEALTH CARE AND SOCIAL ASSISTANCE | | | | | | | | | | |
| | Number of employees | 51 155 | 1 309 | 2 263 | 3 107 | 4 066 | 7 197 | 10 482 | 6 065 | 3 646 | 13 020 |
| | Payroll, annual (\$1,000) | 1 447 402 | 39 432 | 69 572 | 74 413 | 89 457 | 179 333 | 225 058 | 178 827 | 159 332 | 431 978 |
| 621 | Ambulatory health care services | | | | | | | | | | |
| | Number of employees | 11 288 | (D) | (D) | 1 518 | 1 141 | 1 508 | 817 | (D) | (D) | (D) |
| | Payroll, annual (\$1,000) | 460 219 | (D) | (D) | 52 176 | 46 371 | 85 452 | 36 367 | (D) | (D) | (D) |
| 622 | Hospitals | | | | | | | | | | |
| | Number of employees | (J) | — | — | — | (D) | (D) | (D) | (D) | (D) | (D) |
| | Payroll, annual (\$1,000) | (D) | — | — | — | (D) | (D) | (D) | (D) | (D) | (D) |
| 623 | Nursing & residential care facilities | | | | | | | | | | |
| | Number of employees | 13 923 | (D) | (D) | 684 | 1 425 | 2 755 | 6 054 | (D) | (D) | — |
| | Payroll, annual (\$1,000) | 243 108 | (D) | (D) | 10 433 | 21 896 | 44 694 | 109 786 | (D) | (D) | — |
| 624 | Social assistance | | | | | | | | | | |
| | Number of employees | (I) | (D) | (D) | 905 | (D) | (D) | (D) | (D) | — | — |
| | Payroll, annual (\$1,000) | (D) | (D) | (D) | 11 804 | (D) | (D) | (D) | (D) | — | — |
| 71 | ARTS, ENTERTAINMENT & RECREATION | | | | | | | | | | |
| | Number of employees | 3 219 | 296 | (D) | (D) | (D) | (D) | (D) | (D) | — | — |
| | Payroll, annual (\$1,000) | 45 452 | 6 889 | (D) | (D) | (D) | (D) | (D) | (D) | — | — |
| 711 | Performing arts, spectator sports & related industries | | | | | | | | | | |
| | Number of employees | 458 | (D) | (D) | (D) | (D) | (D) | (D) | — | — | — |
| | Payroll, annual (\$1,000) | 6 501 | (D) | (D) | (D) | (D) | (D) | (D) | — | — | — |
| 712 | Museums, historical sites & like institutions | | | | | | | | | | |
| | Number of employees | 183 | (D) | (D) | (D) | (D) | — | — | — | — | — |
| | Payroll, annual (\$1,000) | 3 257 | (D) | (D) | (D) | (D) | — | — | — | — | — |
| 713 | Amusement, gambling & recreation industries | | | | | | | | | | |
| | Number of employees | 2 578 | 189 | (D) | (D) | (D) | (D) | (D) | (D) | — | — |
| | Payroll, annual (\$1,000) | 35 694 | 5 093 | (D) | (D) | (D) | (D) | (D) | (D) | — | — |
| 72 | ACCOMMODATION & FOOD SERVICES | | | | | | | | | | |
| | Number of employees | 26 704 | 1 081 | (D) | 4 773 | 8 941 | 6 267 | 1 778 | (D) | — | — |
| | Payroll, annual (\$1,000) | 259 481 | 15 572 | (D) | 38 953 | 78 646 | 65 162 | 16 638 | (D) | — | — |
| 721 | Accommodation | | | | | | | | | | |
| | Number of employees | 5 419 | 205 | (D) | (D) | (D) | 1 003 | (D) | (D) | — | — |
| | Payroll, annual (\$1,000) | 74 188 | 3 389 | (D) | (D) | (D) | 12 887 | (D) | (D) | — | — |
| 722 | Food services & drinking places | | | | | | | | | | |
| | Number of employees | 21 285 | 876 | (D) | (D) | (D) | 5 264 | (D) | (D) | — | — |
| | Payroll, annual (\$1,000) | 185 293 | 12 183 | (D) | (D) | (D) | 52 275 | (D) | (D) | — | — |
| 81 | OTHER SERVICES (EXCEPT PUBLIC ADMINISTRATION) | | | | | | | | | | |
| | Number of employees | 13 282 | 3 036 | 3 013 | (D) | 2 672 | 1 164 | (D) | (D) | — | — |
| | Payroll, annual (\$1,000) | 214 152 | 50 477 | 50 788 | (D) | 44 631 | 14 803 | (D) | (D) | — | — |
| 811 | Repair & maintenance | | | | | | | | | | |
| | Number of employees | 2 903 | 891 | 859 | (D) | (D) | (D) | — | — | — | — |
| | Payroll, annual (\$1,000) | 70 527 | 19 687 | 19 787 | (D) | (D) | (D) | — | — | — | — |
| 812 | Personal & laundry services | | | | | | | | | | |
| | Number of employees | 3 127 | 634 | 748 | (D) | (D) | (D) | (D) | — | — | — |
| | Payroll, annual (\$1,000) | 52 039 | 9 895 | 11 045 | (D) | (D) | (D) | (D) | — | — | — |
| 813 | Religious, grantmaking, civic, prof & like organizations | | | | | | | | | | |
| | Number of employees | 7 252 | 1 511 | 1 406 | (D) | 1 649 | (D) | (D) | (D) | — | — |
| | Payroll, annual (\$1,000) | 91 586 | 20 895 | 19 956 | (D) | 23 479 | (D) | (D) | (D) | — | — |
| 99 | UNCLASSIFIED ESTABLISHMENTS | | | | | | | | | | |
| | Number of employees | (B) | (D) | (D) | — | — | — | — | — | — | — |
| | Payroll, annual (\$1,000) | (D) | (D) | (D) | — | — | — | — | — | — | — |

Note: Employment-size classes are indicated as follows: A—0 to 19; B—20 to 99; C—100 to 249; E—250 to 499; F—500 to 999; G—1,000 to 2,499; H—2,500 to 4,999; I—5,000 to 9,999; J—10,000 to 24,999; K—25,000 to 49,999; L—50,000 to 99,999; M—100,000 or more.

Table 4. The State—Establishments With 1,000 Employees or More by Major Group and Employment-Size Class: 2003

[Excludes most government employees, railroad employees, and self-employed persons. For explanation of terms, abbreviations, and data reliability/comparability, see introductory text]

| NAICS code | Major group | Total number of establishments | Number of establishments by employment-size class | | | |
|--------------|--|--------------------------------|---|----------------|----------------|---------------|
| | | | 1,000 to 1,499 | 1,500 to 2,499 | 2,500 to 4,999 | 5,000 or more |
| | Total | 9 | 3 | 4 | 2 | — |
| 31-33 | Manufacturing | 1 | 1 | — | — | — |
| 333 | Machinery mfg | 1 | 1 | — | — | — |
| 52 | Finance & insurance | 1 | 1 | — | — | — |
| 524 | Insurance carriers & related activities | 1 | 1 | — | — | — |
| 54 | Professional, scientific & technical services | 1 | 1 | — | — | — |
| 541 | Professional, scientific & technical services | 1 | 1 | — | — | — |
| 62 | Health care and social assistance | 6 | — | 4 | 2 | — |
| 621 | Ambulatory health care services | 1 | — | 1 | — | — |
| 622 | Hospitals | 5 | — | 3 | 2 | — |

Table 5. The State—Employees, Payroll, and Establishments by County: 2003 and 2002

[Excludes most government employees, railroad employees, and self-employed persons. (D) denotes figures withheld to avoid disclosing data for individual companies; the data are included in broader industry totals. For explanation of terms, abbreviations, and data reliability/comparability, see introductory text]

| County | 2003 | | | | 2002 | | | |
|------------------------|--------------------------|---|-------------------|------------------|--------------------------|---|-------------------|------------------|
| | Number of establishments | Number of employees for week including March 12 | Payroll (\$1,000) | | Number of establishments | Number of employees for week including March 12 | Payroll (\$1,000) | |
| | | | First quarter | Annual | | | First quarter | Annual |
| Total | 20 459 | 258 940 | 1 618 262 | 6 903 847 | 20 422 | 253 980 | 1 544 005 | 6 553 946 |
| Adams | 97 | 664 | 3 681 | 15 320 | 103 | 690 | 4 032 | 16 668 |
| Barnes | 391 | 4 136 | 18 341 | 77 686 | 399 | 4 003 | 18 106 | 77 447 |
| Benson | 119 | 978 | 4 873 | 22 531 | 114 | 1 106 | 6 299 | 26 140 |
| Billings | 27 | 150 | 444 | 4 085 | 29 | 139 | 426 | 3 553 |
| Bottineau | 259 | 1 691 | 6 937 | 31 201 | 269 | 1 763 | 6 766 | 31 013 |
| Bowman | 159 | 925 | 4 299 | 18 603 | 154 | 923 | 4 292 | 17 667 |
| Burke | 86 | 296 | 1 608 | 7 170 | 82 | 283 | 1 481 | 6 325 |
| Burleigh | 2 398 | 35 740 | 241 390 | 999 431 | 2 366 | 35 340 | 226 700 | 943 153 |
| Cass | 4 423 | 77 493 | 560 253 | 2 385 186 | 4 336 | 74 131 | 514 179 | 2 170 147 |
| Cavalier | 174 | 1 207 | 5 791 | 26 973 | 171 | 1 222 | 6 461 | 29 771 |
| Dickey | 210 | 1 679 | 7 135 | 41 684 | 209 | 1 737 | 7 178 | 30 691 |
| Divide | 82 | 627 | 2 572 | 10 080 | 78 | 528 | 2 027 | 9 318 |
| Dunn | 74 | 562 | 2 379 | 10 269 | 74 | 516 | 2 118 | 9 552 |
| Eddy | 79 | 575 | 2 646 | 11 456 | 76 | 576 | 2 392 | 10 905 |
| Emmons | 132 | 1 152 | 7 008 | 29 760 | 144 | 1 196 | 8 966 | 34 110 |
| Foster | 153 | 1 406 | 7 152 | 32 603 | 159 | 1 396 | 7 310 | 32 183 |
| Golden Valley | 72 | 510 | 2 007 | 8 402 | 69 | 472 | 1 814 | 7 858 |
| Grand Forks | 1 755 | 27 096 | 166 069 | 721 102 | 1 758 | 26 694 | 159 624 | 687 212 |
| Grant | 75 | 448 | 2 033 | 8 056 | 76 | 436 | 1 848 | 7 676 |
| Griggs | 106 | 781 | 3 515 | 15 688 | 118 | 758 | 3 278 | 14 567 |
| Hettinger | 105 | 419 | 1 767 | 8 125 | 108 | 477 | 2 018 | 9 326 |
| Kidder | 66 | 417 | 1 772 | 7 519 | 66 | 387 | 1 673 | 7 215 |
| La Moure | 142 | 945 | 4 724 | 19 662 | 139 | 911 | 4 296 | 18 237 |
| Logan | 77 | 345 | 1 449 | 6 445 | 71 | 331 | 1 454 | 6 216 |
| McHenry | 122 | 653 | 3 360 | 14 221 | 132 | 726 | 3 722 | 15 977 |
| McIntosh | 129 | 1 002 | 4 493 | 18 390 | 133 | 964 | 4 396 | 17 795 |
| McKenzie | 149 | 980 | 5 431 | 23 363 | 155 | 1 020 | 5 773 | 22 829 |
| McLean | 233 | 1 840 | 13 434 | 57 150 | 241 | 1 908 | 13 429 | 56 403 |
| Mercer | 234 | 3 628 | 36 121 | 148 833 | 239 | 3 504 | 34 017 | 141 652 |
| Morton | 688 | 7 430 | 47 913 | 203 538 | 687 | 6 997 | 45 835 | 195 210 |
| Mountrail | 194 | 1 396 | 6 386 | 29 214 | 191 | 1 574 | 7 771 | 33 271 |
| Nelson | 131 | 731 | 3 161 | 13 419 | 136 | 701 | 3 116 | 13 281 |
| Oliver | 42 | 403 | 4 797 | 18 658 | 38 | 412 | 5 195 | 19 048 |
| Pembina | 324 | 3 027 | 17 831 | 74 701 | 326 | 3 278 | 20 116 | 80 542 |
| Pierce | 160 | 1 561 | 8 073 | 32 088 | 154 | 1 485 | 7 533 | 30 796 |
| Ramsey | 426 | 4 352 | 19 985 | 86 850 | 419 | 4 295 | 19 798 | 84 345 |
| Ransom | 216 | 1 555 | 7 835 | 34 178 | 217 | 1 618 | 8 136 | 35 111 |
| Renville | 96 | 510 | 2 511 | 10 981 | 99 | 503 | 2 154 | 9 783 |
| Richland | 524 | 6 792 | 41 066 | 176 180 | 535 | 6 787 | 34 464 | 172 229 |
| Rolette | 212 | 2 601 | 14 205 | 58 838 | 217 | 2 834 | 14 636 | 58 709 |
| Sargent | 138 | 1 913 | 15 080 | 62 287 | 140 | 2 016 | 19 715 | 80 656 |
| Sheridan | 51 | 159 | 626 | 4 176 | 50 | 162 | 778 | 4 123 |
| Sioux | 26 | 968 | 5 612 | 22 705 | 30 | 902 | 5 485 | 23 397 |
| Slope | 9 | 37 | 156 | 664 | 9 | 29 | 147 | 787 |
| Stark | 887 | 9 363 | 49 008 | 214 140 | 885 | 8 890 | 45 922 | 199 956 |
| Steele | 70 | 325 | 1 867 | 8 677 | 68 | 363 | 1 832 | 8 097 |
| Stutsman | 660 | 8 302 | 43 187 | 182 517 | 669 | 8 488 | 43 037 | 178 574 |
| Towner | 94 | 730 | 3 165 | 12 849 | 95 | 677 | 3 121 | 12 697 |
| Trails | 307 | 2 423 | 13 755 | 54 609 | 309 | 2 440 | 13 067 | 52 667 |
| Walsh | 435 | 3 831 | 18 263 | 81 595 | 442 | 3 786 | 18 400 | 83 702 |
| Ward | 1 607 | 23 104 | 119 149 | 508 969 | 1 599 | 22 493 | 115 362 | 493 140 |
| Wells | 192 | 1 330 | 5 281 | 25 001 | 202 | 1 380 | 5 731 | 25 872 |
| Williams | 802 | 6 740 | 36 363 | 158 843 | 793 | 6 679 | 35 358 | 150 780 |
| Statewide | 40 | 1 012 | 10 303 | 47 176 | 44 | 1 054 | 11 221 | 45 567 |

Note: Employment-size classes are indicated as follows: A—0 to 19; B—20 to 99; C—100 to 249; E—250 to 499; F—500 to 999; G—1,000 to 2,499; H—2,500 to 4,999; I—5,000 to 9,999; J—10,000 to 24,999; K—25,000 to 49,999; L—50,000 to 99,999; M—100,000 or more.

Table 6. Counties—Employees, Payroll, and Establishments by Industry: 2003

[Excludes most government employees, railroad employees, and self-employed persons. Size class 1 to 4 includes establishments with payroll, but no employees, during mid-March pay period. (D) denotes figures withheld to avoid disclosing data for individual companies; the data are included in broader industry totals. Detailed industries with 100 or more employees are shown if industry was not a (D). For explanation of terms, abbreviations, and data reliability/comparability, see introductory text]

| NAICS code | Industry | Number of employees for week including March 12 | Payroll (\$1,000) | | Total number of establishments | Number of establishments by employment-size class | | | | | | | | |
|---------------|---|---|-------------------|---------------|--------------------------------|---|-----------|-----------|-----------|----------|------------|------------|------------|---------------|
| | | | First quarter | Annual | | 1 to 4 | 5 to 9 | 10 to 19 | 20 to 49 | 50 to 99 | 100 to 249 | 250 to 499 | 500 to 999 | 1,000 or more |
| ADAMS | | | | | | | | | | | | | | |
| | Total | 664 | 3 681 | 15 320 | 97 | 68 | 15 | 11 | 1 | 1 | 1 | - | - | - |
| 22 | Utilities | (A) | (D) | (D) | 1 | 1 | - | - | - | - | - | - | - | - |
| 23 | Construction | 20 | 48 | 257 | 10 | 9 | 1 | - | - | - | - | - | - | - |
| 31-33 | Manufacturing | (A) | (D) | (D) | 2 | 2 | - | - | - | - | - | - | - | - |
| 42 | Wholesale trade | (B) | (D) | (D) | 8 | 4 | 3 | 1 | - | - | - | - | - | - |
| 44-45 | Retail trade | 153 | 684 | 2 801 | 21 | 10 | 4 | 6 | 1 | - | - | - | - | - |
| 48-49 | Transportation & warehousing | 16 | 81 | 345 | 6 | 5 | 1 | - | - | - | - | - | - | - |
| 51 | Information | (A) | (D) | (D) | 2 | 2 | - | - | - | - | - | - | - | - |
| 52 | Finance & insurance | 26 | 138 | 467 | 8 | 7 | - | 1 | - | - | - | - | - | - |
| 53 | Real estate & rental & leasing | (A) | (D) | (D) | 3 | 3 | - | - | - | - | - | - | - | - |
| 54 | Professional, scientific & technical services | 14 | 64 | 283 | 5 | 4 | 1 | - | - | - | - | - | - | - |
| 56 | Admin, support, waste mgt, remediation services | (A) | (D) | (D) | 1 | 1 | - | - | - | - | - | - | - | - |
| 62 | Health care and social assistance | 318 | 2 242 | 9 458 | 13 | 5 | 4 | 2 | - | 1 | 1 | - | - | - |
| 622 | Hospitals | (C) | (D) | (D) | 1 | - | - | - | - | - | 1 | - | - | - |
| 6221 | General medical & surgical hospitals | (C) | (D) | (D) | 1 | - | - | - | - | - | 1 | - | - | - |
| 62211 | General medical & surgical hospitals | (C) | (D) | (D) | 1 | - | - | - | - | - | 1 | - | - | - |
| 72 | Accommodation & food services | (B) | (D) | (D) | 6 | 4 | 1 | 1 | - | - | - | - | - | - |
| 81 | Other services (except public administration) | 19 | 64 | 257 | 11 | 11 | - | - | - | - | - | - | - | - |
| BARNES | | | | | | | | | | | | | | |
| | Total | 4 136 | 18 341 | 77 686 | 391 | 216 | 79 | 41 | 43 | 6 | 5 | 1 | - | - |
| 11 | Forestry, fishing, hunting, and agriculture support | (A) | (D) | (D) | 3 | 3 | - | - | - | - | - | - | - | - |
| 22 | Utilities | (A) | (D) | (D) | 2 | 1 | 1 | - | - | - | - | - | - | - |
| 23 | Construction | 264 | 1 470 | 7 395 | 43 | 27 | 8 | 5 | 3 | - | - | - | - | - |
| 238 | Specialty Trade Contractors | 148 | 912 | 4 254 | 29 | 20 | 5 | 3 | 1 | - | - | - | - | - |
| 31-33 | Manufacturing | 697 | 3 298 | 14 051 | 14 | 3 | 2 | 2 | 2 | 3 | 2 | - | - | - |
| 311 | Food mfg | (C) | (D) | (D) | 2 | - | 1 | - | - | - | 1 | - | - | - |
| 3114 | Fruit & veg preserving & specialty food mfg | (C) | (D) | (D) | 1 | - | - | - | - | - | 1 | - | - | - |
| 31141 | Frozen food mfg | (C) | (D) | (D) | 1 | - | - | - | - | - | 1 | - | - | - |
| 333 | Machinery mfg | (C) | (D) | (D) | 3 | - | - | 1 | 1 | - | 1 | - | - | - |
| 3331 | Ag, construction & mining machinery mfg | (C) | (D) | (D) | 2 | - | - | - | 1 | - | 1 | - | - | - |
| 33311 | Agricultural implement mfg | (C) | (D) | (D) | 2 | - | - | - | 1 | - | 1 | - | - | - |
| 42 | Wholesale trade | 165 | 1 048 | 4 977 | 34 | 20 | 10 | 3 | 1 | - | - | - | - | - |
| 44-45 | Retail trade | 593 | 2 671 | 11 161 | 64 | 27 | 23 | 6 | 7 | 1 | - | - | - | - |
| 441 | Motor vehicle & parts dealers | 115 | 1 044 | 4 291 | 12 | 4 | 4 | 2 | 2 | - | - | - | - | - |
| 445 | Food & beverage stores | 147 | 359 | 1 476 | 7 | - | 5 | - | 1 | 1 | - | - | - | - |
| 4451 | Grocery stores | 130 | 336 | 1 381 | 4 | - | 2 | - | 1 | 1 | - | - | - | - |
| 44511 | Grocery (except convenience) stores | 130 | 336 | 1 381 | 4 | - | 2 | - | 1 | 1 | - | - | - | - |
| 445110 | Grocery (except convenience) stores | 130 | 336 | 1 381 | 4 | - | 2 | - | 1 | 1 | - | - | - | - |
| 48-49 | Transportation & warehousing | 155 | 805 | 2 967 | 26 | 20 | 4 | - | 1 | 1 | - | - | - | - |
| 485 | Transit & ground passenger transportation | (C) | (D) | (D) | 2 | - | - | - | 1 | 1 | - | - | - | - |
| 4854 | School & employee bus transportation | (C) | (D) | (D) | 2 | - | - | - | 1 | 1 | - | - | - | - |
| 48541 | School & employee bus transportation | (C) | (D) | (D) | 2 | - | - | - | 1 | 1 | - | - | - | - |
| 51 | Information | 92 | 611 | 2 519 | 8 | 3 | 2 | 1 | 2 | - | - | - | - | - |
| 52 | Finance & insurance | 164 | 1 463 | 5 795 | 24 | 15 | 2 | 6 | 1 | - | - | - | - | - |
| 522 | Credit intermediation & related activities | (C) | (D) | (D) | 9 | 2 | 1 | 5 | 1 | - | - | - | - | - |
| 5221 | Depository credit intermediation | (C) | (D) | (D) | 8 | 2 | 1 | 4 | 1 | - | - | - | - | - |
| 53 | Real estate & rental & leasing | (B) | (D) | (D) | 7 | 5 | - | - | 2 | - | - | - | - | - |
| 54 | Professional, scientific & technical services | 83 | 424 | 1 944 | 15 | 9 | 4 | 1 | 1 | - | - | - | - | - |
| 55 | Management of companies & enterprises | (A) | (D) | (D) | 1 | 1 | - | - | - | - | - | - | - | - |
| 56 | Admin, support, waste mgt, remediation services | 47 | 93 | 454 | 9 | 6 | 2 | - | 1 | - | - | - | - | - |
| 61 | Educational services | 34 | 82 | 303 | 3 | 1 | 1 | - | 1 | - | - | - | - | - |

See footnotes at end of table.

Table 6. Counties—Employees, Payroll, and Establishments by Industry: 2003—Con.

[Excludes most government employees, railroad employees, and self-employed persons. Size class 1 to 4 includes establishments with payroll, but no employees, during mid-March pay period. (D) denotes figures withheld to avoid disclosing data for individual companies; the data are included in broader industry totals. Detailed industries with 100 or more employees are shown if industry was not a (D). For explanation of terms, abbreviations, and data reliability/comparability, see introductory text]

| NAICS code | Industry | Number of employees for week including March 12 | Payroll (\$1,000) | | Total number of establishments | Number of establishments by employment-size class | | | | | | | | |
|--------------------|--|---|-------------------|---------------|--------------------------------|---|-----------|----------|----------|----------|------------|------------|------------|---------------|
| | | | First quarter | Annual | | 1 to 4 | 5 to 9 | 10 to 19 | 20 to 49 | 50 to 99 | 100 to 249 | 250 to 499 | 500 to 999 | 1,000 or more |
| BARNES—Con. | | | | | | | | | | | | | | |
| 62 | Health care and social assistance | 924 | 4 115 | 16 899 | 33 | 11 | 5 | 6 | 7 | 1 | 2 | 1 | — | — |
| 621 | Ambulatory health care services | 100 | 837 | 3 305 | 13 | 8 | 3 | 1 | 1 | — | — | — | — | — |
| 622 | Hospitals | (C) | (D) | (D) | 1 | — | — | — | — | — | 1 | — | — | — |
| 6221 | General medical & surgical hospitals | (C) | (D) | (D) | 1 | — | — | — | — | — | 1 | — | — | — |
| 62211 | General medical & surgical hospitals | (C) | (D) | (D) | 1 | — | — | — | — | — | 1 | — | — | — |
| 623 | Nursing & residential care facilities | (E) | (D) | (D) | 8 | — | — | 4 | 3 | — | — | 1 | — | — |
| 6231 | Nursing care facilities | (E) | (D) | (D) | 2 | — | — | — | 1 | — | — | 1 | — | — |
| 62311 | Nursing care facilities | (E) | (D) | (D) | 2 | — | — | — | 1 | — | — | 1 | — | — |
| 6232 | Residential mental retardation, health facil | (C) | (D) | (D) | 6 | — | — | 4 | 2 | — | — | — | — | — |
| 624 | Social assistance | 289 | 697 | 2 728 | 11 | 3 | 2 | 1 | 3 | 1 | 1 | — | — | — |
| 6241 | Individual & family services | 138 | 371 | 1 512 | 5 | 1 | — | 1 | 2 | 1 | — | — | — | — |
| 62412 | Services for elderly & disabled persons | (C) | (D) | (D) | 4 | — | — | 1 | 2 | 1 | — | — | — | — |
| 6243 | Vocational rehabilitation services | (C) | (D) | (D) | 3 | 1 | — | — | 1 | — | 1 | — | — | — |
| 62431 | Vocational rehabilitation services | (C) | (D) | (D) | 3 | 1 | — | — | 1 | — | 1 | — | — | — |
| 71 | Arts, entertainment & recreation | 167 | 186 | 730 | 10 | 7 | — | 1 | 1 | — | 1 | — | — | — |
| 711 | Performing arts, spectator sports & related industries | (C) | (D) | (D) | 1 | — | — | — | — | — | 1 | — | — | — |
| 7113 | Promoters of entertainment events | (C) | (D) | (D) | 1 | — | — | — | — | — | 1 | — | — | — |
| 71132 | Promoters of entertainment events without facility | (C) | (D) | (D) | 1 | — | — | — | — | — | 1 | — | — | — |
| 72 | Accommodation & food services | 401 | 672 | 2 816 | 38 | 15 | 7 | 7 | 9 | — | — | — | — | — |
| 722 | Food services & drinking places | 339 | 565 | 2 360 | 32 | 13 | 6 | 6 | 7 | — | — | — | — | — |
| 7221 | Full-service restaurants | 170 | 273 | 1 138 | 16 | 8 | 2 | 1 | 5 | — | — | — | — | — |
| 72211 | Full-service restaurants | 170 | 273 | 1 138 | 16 | 8 | 2 | 1 | 5 | — | — | — | — | — |
| 722110 | Full-service restaurants | 170 | 273 | 1 138 | 16 | 8 | 2 | 1 | 5 | — | — | — | — | — |
| 7222 | Limited-service eating places | 110 | 219 | 948 | 9 | 2 | 2 | 4 | 1 | — | — | — | — | — |
| 72221 | Limited-service eating places | 110 | 219 | 948 | 9 | 2 | 2 | 4 | 1 | — | — | — | — | — |
| 81 | Other services (except public administration) | 273 | 839 | 3 255 | 54 | 39 | 8 | 3 | 4 | — | — | — | — | — |
| 813 | Religious, grantmaking, civic, prof & like organizations | 205 | 575 | 2 263 | 28 | 16 | 6 | 2 | 4 | — | — | — | — | — |
| 8131 | Religious organizations | 121 | 290 | 1 151 | 19 | 12 | 3 | 2 | 2 | — | — | — | — | — |
| 81311 | Religious organizations | 121 | 290 | 1 151 | 19 | 12 | 3 | 2 | 2 | — | — | — | — | — |
| 813110 | Religious organizations | 121 | 290 | 1 151 | 19 | 12 | 3 | 2 | 2 | — | — | — | — | — |
| 99 | Unclassified establishments | (A) | (D) | (D) | 3 | 3 | — | — | — | — | — | — | — | — |
| BENSON | | | | | | | | | | | | | | |
| | Total | 978 | 4 873 | 22 531 | 119 | 86 | 19 | 6 | 4 | 3 | — | 1 | — | — |
| 11 | Forestry, fishing, hunting, and agriculture support | (A) | (D) | (D) | 1 | 1 | — | — | — | — | — | — | — | — |
| 23 | Construction | 9 | 31 | 244 | 7 | 7 | — | — | — | — | — | — | — | — |
| 31-33 | Manufacturing | 212 | 1 496 | 6 989 | 11 | 5 | — | 1 | 3 | 2 | — | — | — | — |
| 42 | Wholesale trade | 53 | 321 | 1 545 | 13 | 7 | 6 | — | — | — | — | — | — | — |
| 44-45 | Retail trade | 50 | 196 | 928 | 14 | 9 | 5 | — | — | — | — | — | — | — |
| 48-49 | Transportation & warehousing | (A) | (D) | (D) | 13 | 12 | 1 | — | — | — | — | — | — | — |
| 51 | Information | (A) | (D) | (D) | 2 | — | 1 | 1 | — | — | — | — | — | — |
| 52 | Finance & insurance | 35 | 264 | 1 056 | 9 | 7 | — | 2 | — | — | — | — | — | — |
| 53 | Real estate & rental & leasing | (A) | (D) | (D) | 2 | 2 | — | — | — | — | — | — | — | — |
| 54 | Professional, scientific & technical services | (A) | (D) | (D) | 6 | 5 | — | 1 | — | — | — | — | — | — |
| 56 | Admin, support, waste mgt, remediation services | (A) | (D) | (D) | 4 | 2 | 2 | — | — | — | — | — | — | — |
| 61 | Educational services | (B) | (D) | (D) | 1 | — | — | — | — | 1 | — | — | — | — |
| 62 | Health care and social assistance | (B) | (D) | (D) | 3 | 2 | — | — | 1 | — | — | — | — | — |
| 71 | Arts, entertainment & recreation | (E) | (D) | (D) | 3 | 1 | 1 | — | — | — | — | 1 | — | — |
| 713 | Amusement, gambling & recreation industries | (E) | (D) | (D) | 2 | — | 1 | — | — | — | — | 1 | — | — |
| 7132 | Gambling industries | (E) | (D) | (D) | 1 | — | — | — | — | — | — | 1 | — | — |
| 71321 | Casinos (except hotel casinos) | (E) | (D) | (D) | 1 | — | — | — | — | — | — | 1 | — | — |
| 72 | Accommodation & food services | (B) | (D) | (D) | 16 | 13 | 2 | 1 | — | — | — | — | — | — |
| 81 | Other services (except public administration) | 27 | 80 | 350 | 13 | 12 | 1 | — | — | — | — | — | — | — |
| 99 | Unclassified establishments | (A) | (D) | (D) | 1 | 1 | — | — | — | — | — | — | — | — |

See footnotes at end of table.

Table 6. Counties—Employees, Payroll, and Establishments by Industry: 2003—Con.

[Excludes most government employees, railroad employees, and self-employed persons. Size class 1 to 4 includes establishments with payroll, but no employees, during mid-March pay period. (D) denotes figures withheld to avoid disclosing data for individual companies; the data are included in broader industry totals. Detailed industries with 100 or more employees are shown if industry was not a (D). For explanation of terms, abbreviations, and data reliability/comparability, see introductory text]

| NAICS code | Industry | Number of employees for week including March 12 | Payroll (\$1,000) | | Total number of establishments | Number of establishments by employment-size class | | | | | | | | |
|------------------|---|---|-------------------|---------------|--------------------------------|---|-----------|-----------|-----------|----------|------------|------------|------------|---------------|
| | | | First quarter | Annual | | 1 to 4 | 5 to 9 | 10 to 19 | 20 to 49 | 50 to 99 | 100 to 249 | 250 to 499 | 500 to 999 | 1,000 or more |
| BILLINGS | | | | | | | | | | | | | | |
| | Total | 150 | 444 | 4 085 | 27 | 23 | 2 | - | 1 | 1 | - | - | - | - |
| 44-45 | Retail trade | (A) | (D) | (D) | 9 | 8 | 1 | - | - | - | - | - | - | - |
| 48-49 | Transportation & warehousing | (B) | (D) | (D) | 2 | 1 | - | - | 1 | - | - | - | - | - |
| 52 | Finance & insurance | (A) | (D) | (D) | 1 | 1 | - | - | - | - | - | - | - | - |
| 53 | Real estate & rental & leasing | (A) | (D) | (D) | 1 | 1 | - | - | - | - | - | - | - | - |
| 71 | Arts, entertainment & recreation | (A) | (D) | (D) | 2 | 2 | - | - | - | - | - | - | - | - |
| 72 | Accommodation & food services | 106 | 251 | 2 605 | 10 | 8 | 1 | - | - | 1 | - | - | - | - |
| 721 | Accommodation | (C) | (D) | (D) | 3 | 1 | 1 | - | - | 1 | - | - | - | - |
| 7211 | Traveler accommodation | (C) | (D) | (D) | 3 | 1 | 1 | - | - | 1 | - | - | - | - |
| 72111 | Hotels (exc casino hotels) & motels | (C) | (D) | (D) | 3 | 1 | 1 | - | - | 1 | - | - | - | - |
| 81 | Other services (except public administration) | (A) | (D) | (D) | 2 | 2 | - | - | - | - | - | - | - | - |
| BOTTINEAU | | | | | | | | | | | | | | |
| | Total | 1 691 | 6 937 | 31 201 | 259 | 172 | 48 | 22 | 11 | 4 | 2 | - | - | - |
| 11 | Forestry, fishing, hunting, and agriculture support | 10 | 43 | 204 | 3 | 2 | 1 | - | - | - | - | - | - | - |
| 21 | Mining | (B) | (D) | (D) | 7 | 3 | - | 3 | 1 | - | - | - | - | - |
| 22 | Utilities | (B) | (D) | (D) | 1 | - | - | - | 1 | - | - | - | - | - |
| 23 | Construction | 70 | 295 | 2 186 | 31 | 26 | 4 | 1 | - | - | - | - | - | - |
| 31-33 | Manufacturing | 74 | 364 | 1 631 | 8 | 3 | 2 | 2 | 1 | - | - | - | - | - |
| 42 | Wholesale trade | 70 | 598 | 2 586 | 16 | 13 | 2 | - | 1 | - | - | - | - | - |
| 44-45 | Retail trade | 316 | 1 184 | 5 123 | 53 | 31 | 14 | 4 | 4 | - | - | - | - | - |
| 48-49 | Transportation & warehousing | (B) | (D) | (D) | 12 | 11 | 1 | - | - | - | - | - | - | - |
| 51 | Information | (A) | (D) | (D) | 1 | - | 1 | - | - | (D) | - | - | - | - |
| 52 | Finance & insurance | 79 | 714 | 2 693 | 23 | 20 | - | 3 | - | - | - | - | - | - |
| 53 | Real estate & rental & leasing | 13 | 15 | 71 | 7 | 6 | 1 | - | - | - | - | - | - | - |
| 54 | Professional, scientific & technical services | 57 | 297 | 1 461 | 14 | 10 | 3 | 1 | - | - | - | - | - | - |
| 56 | Admin, support, waste mgt, remediation services | 203 | 502 | 1 971 | 5 | 1 | 1 | - | - | 3 | - | - | - | - |
| 561 | Administrative & support services | (C) | (D) | (D) | 4 | 1 | - | - | - | 3 | - | - | - | - |
| 5613 | Employment services | (C) | (D) | (D) | 2 | - | - | - | - | 2 | - | - | - | - |
| 56132 | Temporary help services | (C) | (D) | (D) | 2 | - | - | - | - | 2 | - | - | - | - |
| 61 | Educational services | (A) | (D) | (D) | 1 | 1 | - | - | - | - | - | - | - | - |
| 62 | Health care and social assistance | 306 | 1 269 | 5 662 | 10 | 5 | 2 | - | - | 1 | 2 | - | - | - |
| 622 | Hospitals | (C) | (D) | (D) | 1 | - | - | - | - | - | 1 | - | - | - |
| 6221 | General medical & surgical hospitals | (C) | (D) | (D) | 1 | - | - | - | - | - | 1 | - | - | - |
| 62211 | General medical & surgical hospitals | (C) | (D) | (D) | 1 | - | - | - | - | - | 1 | - | - | - |
| 623 | Nursing & residential care facilities | (C) | (D) | (D) | 2 | - | - | - | - | 1 | 1 | - | - | - |
| 6231 | Nursing care facilities | (C) | (D) | (D) | 2 | - | - | - | - | 1 | 1 | - | - | - |
| 62311 | Nursing care facilities | (C) | (D) | (D) | 2 | - | - | - | - | 1 | 1 | - | - | - |
| 71 | Arts, entertainment & recreation | 43 | 81 | 302 | 6 | 4 | - | 1 | 1 | - | - | - | - | - |
| 72 | Accommodation & food services | 191 | 367 | 1 590 | 32 | 18 | 7 | 5 | 2 | - | - | - | - | - |
| 722 | Food services & drinking places | 126 | 203 | 1 018 | 28 | 18 | 7 | 2 | 1 | - | - | - | - | - |
| 81 | Other services (except public administration) | 102 | 272 | 1 244 | 29 | 18 | 9 | 2 | - | - | - | - | - | - |
| BOWMAN | | | | | | | | | | | | | | |
| | Total | 925 | 4 299 | 18 603 | 159 | 99 | 34 | 24 | 1 | - | 1 | - | - | - |
| 11 | Forestry, fishing, hunting, and agriculture support | (A) | (D) | (D) | 3 | 2 | 1 | - | - | - | - | - | - | - |
| 21 | Mining | (A) | (D) | (D) | 2 | 1 | - | 1 | - | - | - | - | - | - |
| 22 | Utilities | (A) | (D) | (D) | 1 | 1 | - | - | - | - | - | - | - | - |
| 23 | Construction | 54 | 274 | 1 433 | 22 | 15 | 7 | - | - | - | - | - | - | - |
| 31-33 | Manufacturing | (B) | (D) | (D) | 8 | 6 | 1 | 1 | - | - | - | - | - | - |
| 42 | Wholesale trade | 56 | 499 | 1 930 | 7 | 3 | 1 | 3 | - | - | - | - | - | - |
| 44-45 | Retail trade | 170 | 766 | 3 256 | 21 | 10 | 3 | 7 | 1 | - | - | - | - | - |
| 48-49 | Transportation & warehousing | 27 | 95 | 454 | 9 | 6 | 3 | - | - | - | - | - | - | - |
| 51 | Information | 26 | 35 | 146 | 3 | 1 | - | 2 | - | - | - | - | - | - |
| 52 | Finance & insurance | 72 | 430 | 1 801 | 13 | 7 | 3 | 3 | - | - | - | - | - | - |
| 53 | Real estate & rental & leasing | (A) | (D) | (D) | 2 | 1 | 1 | - | - | - | - | - | - | - |
| 54 | Professional, scientific & technical services | 50 | 209 | 1 006 | 10 | 7 | 1 | 2 | - | - | - | - | - | - |
| 55 | Management of companies & enterprises | (A) | (D) | (D) | 1 | - | 1 | - | - | - | - | - | - | - |
| 56 | Admin, support, waste mgt, remediation services | 15 | 33 | 143 | 4 | 2 | 2 | - | - | - | - | - | - | - |

See footnotes at end of table.

Table 6. Counties—Employees, Payroll, and Establishments by Industry: 2003—Con.

[Excludes most government employees, railroad employees, and self-employed persons. Size class 1 to 4 includes establishments with payroll, but no employees, during mid-March pay period. (D) denotes figures withheld to avoid disclosing data for individual companies; the data are included in broader industry totals. Detailed industries with 100 or more employees are shown if industry was not a (D). For explanation of terms, abbreviations, and data reliability/comparability, see introductory text]

| NAICS code | Industry | Number of employees for week including March 12 | Payroll (\$1,000) | | Total number of establishments | Number of establishments by employment-size class | | | | | | | | | |
|--------------------|--|---|-------------------|---------|--------------------------------|---|--------|----------|----------|----------|------------|------------|------------|---------------|--|
| | | | First quarter | Annual | | 1 to 4 | 5 to 9 | 10 to 19 | 20 to 49 | 50 to 99 | 100 to 249 | 250 to 499 | 500 to 999 | 1,000 or more | |
| BOWMAN—Con. | | | | | | | | | | | | | | | |
| 61 | Educational services | (A) | (D) | (D) | 1 | 1 | — | — | — | — | — | — | — | — | |
| 62 | Health care and social assistance | 217 | 1 233 | 4 950 | 10 | 5 | 4 | — | — | — | 1 | — | — | — | |
| 623 | Nursing & residential care facilities | (C) | (D) | (D) | 2 | — | 1 | — | — | — | 1 | — | — | — | |
| 6231 | Nursing care facilities | (C) | (D) | (D) | 1 | — | — | — | — | — | 1 | — | — | — | |
| 62311 | Nursing care facilities | (C) | (D) | (D) | 1 | — | — | — | — | — | 1 | — | — | — | |
| 71 | Arts, entertainment & recreation | (A) | (D) | (D) | 1 | 1 | — | — | — | — | — | — | — | — | |
| 72 | Accommodation & food services | 115 | 176 | 951 | 21 | 14 | 2 | 5 | — | — | — | — | — | — | |
| 722 | Food services & drinking places | 102 | 157 | 781 | 17 | 10 | 2 | 5 | — | — | — | — | — | — | |
| 81 | Other services (except public administration) | 53 | 156 | 644 | 20 | 16 | 4 | — | — | — | — | — | — | — | |
| BURKE | | | | | | | | | | | | | | | |
| | Total | 296 | 1 608 | 7 170 | 86 | 62 | 16 | 8 | — | — | — | — | — | — | |
| 11 | Forestry, fishing, hunting, and agriculture support | (A) | (D) | (D) | 1 | 1 | — | — | — | — | — | — | — | — | |
| 21 | Mining | 26 | 265 | 1 211 | 8 | 5 | 2 | 1 | — | — | — | — | — | — | |
| 22 | Utilities | (A) | (D) | (D) | 2 | 1 | — | 1 | — | — | — | — | — | — | |
| 23 | Construction | 10 | 45 | 237 | 4 | 3 | 1 | — | — | — | — | — | — | — | |
| 42 | Wholesale trade | 29 | 221 | 1 129 | 8 | 7 | — | 1 | — | — | — | — | — | — | |
| 44-45 | Retail trade | 65 | 207 | 870 | 12 | 7 | 3 | 2 | — | — | — | — | — | — | |
| 48-49 | Transportation & warehousing | 52 | 347 | 1 425 | 10 | 4 | 5 | 1 | — | — | — | — | — | — | |
| 51 | Information | (A) | (D) | (D) | 1 | 1 | — | — | — | — | — | — | — | — | |
| 52 | Finance & insurance | 25 | 179 | 771 | 7 | 5 | 1 | 1 | — | — | — | — | — | — | |
| 53 | Real estate & rental & leasing | (A) | (D) | (D) | 2 | 2 | — | — | — | — | — | — | — | — | |
| 54 | Professional, scientific & technical services | 6 | 42 | 232 | 3 | 3 | — | — | — | — | — | — | — | — | |
| 71 | Arts, entertainment & recreation | (A) | (D) | (D) | 2 | 2 | — | — | — | — | — | — | — | — | |
| 72 | Accommodation & food services | (B) | (D) | (D) | 14 | 10 | 3 | 1 | — | — | — | — | — | — | |
| 81 | Other services (except public administration) | 20 | 45 | 207 | 12 | 11 | 1 | — | — | — | — | — | — | — | |
| BURLEIGH | | | | | | | | | | | | | | | |
| | Total | 35 740 | 241 390 | 999 431 | 2 398 | 1 225 | 490 | 337 | 226 | 71 | 35 | 9 | 3 | 2 | |
| 11 | Forestry, fishing, hunting, and agriculture support | (A) | (D) | (D) | 4 | 2 | 1 | 1 | — | — | — | — | — | — | |
| 21 | Mining | 89 | 865 | 3 588 | 8 | 5 | 1 | — | 2 | — | — | — | — | — | |
| 22 | Utilities | 916 | 19 520 | 69 315 | 12 | 3 | 2 | 2 | 1 | 1 | 1 | 2 | — | — | |
| 221 | Utilities | 916 | 19 520 | 69 315 | 12 | 3 | 2 | 2 | 1 | 1 | 1 | 2 | — | — | |
| 2211 | Elec pwr generation, transmsn & distribution ... | (F) | (D) | (D) | 5 | 1 | — | 1 | 1 | 1 | — | 1 | — | — | |
| 22111 | Electric power generation | (E) | (D) | (D) | 1 | — | — | — | — | — | — | — | — | — | |
| 22112 | Electric pwr transmsn, control & distribution .. | (C) | (D) | (D) | 4 | 1 | — | 1 | 1 | 1 | — | — | — | — | |
| 2212 | Natural gas distribution | (E) | (D) | (D) | 5 | 1 | 1 | 1 | — | — | 1 | 1 | — | — | |
| 22121 | Natural gas distribution | (E) | (D) | (D) | 5 | 1 | 1 | 1 | — | — | 1 | 1 | — | — | |
| 23 | Construction | 2 140 | 15 857 | 89 242 | 282 | 185 | 39 | 35 | 16 | 5 | 2 | — | — | — | |
| 236 | Construction of Buildings | 573 | 3 559 | 18 149 | 79 | 50 | 14 | 11 | 2 | 1 | 1 | — | — | — | |
| 2361 | Residential Building Construction | 230 | 1 178 | 6 209 | 67 | 48 | 12 | 7 | — | — | — | — | — | — | |
| 23611 | Residential Building Construction | 230 | 1 178 | 6 209 | 67 | 48 | 12 | 7 | — | — | — | — | — | — | |
| 236115 | New Single-Family Housing Construction (except Operative Builders) | 140 | 685 | 3 649 | 43 | 31 | 9 | 3 | — | — | — | — | — | — | |
| 2362 | Nonresidential Building Construction | 343 | 2 381 | 11 940 | 12 | 2 | 2 | 4 | 2 | 1 | 1 | — | — | — | |
| 23622 | Commercial and Institutional Building Construction | (E) | (D) | (D) | 11 | 2 | 2 | 4 | 1 | 1 | 1 | — | — | — | |
| 237 | Heavy and Civil Engineering Construction | 220 | 1 484 | 12 599 | 23 | 11 | 6 | 3 | 2 | 1 | — | — | — | — | |
| 2371 | Utility System Construction | 122 | 979 | 6 871 | 9 | 3 | 2 | 2 | 1 | 1 | — | — | — | — | |
| 238 | Specialty Trade Contractors | 1 347 | 10 814 | 58 494 | 180 | 124 | 19 | 21 | 12 | 3 | 1 | — | — | — | |
| 2381 | Foundation, Structure, and Building Exterior Contractors | 219 | 904 | 6 038 | 49 | 39 | 3 | 5 | 1 | 1 | — | — | — | — | |
| 2382 | Building Equipment Contractors | 747 | 7 243 | 38 823 | 65 | 35 | 10 | 10 | 8 | 1 | 1 | — | — | — | |
| 23821 | Electrical Contractors | 251 | 2 002 | 8 799 | 30 | 15 | 6 | 5 | 4 | — | — | — | — | — | |
| 238210 | Electrical Contractors | 251 | 2 002 | 8 799 | 30 | 15 | 6 | 5 | 4 | — | — | — | — | — | |
| 23822 | Plumbing, Heating, and Air-Conditioning Contractors | 377 | 4 311 | 26 431 | 29 | 17 | 3 | 4 | 4 | — | 1 | — | — | — | |
| 238220 | Plumbing, Heating, and Air-Conditioning Contractors | 377 | 4 311 | 26 431 | 29 | 17 | 3 | 4 | 4 | — | 1 | — | — | — | |
| 23829 | Other Building Equipment Contractors | 119 | 930 | 3 593 | 6 | 3 | 1 | 1 | — | 1 | — | — | — | — | |
| 238290 | Other Building Equipment Contractors | 119 | 930 | 3 593 | 6 | 3 | 1 | 1 | — | 1 | — | — | — | — | |
| 2383 | Building Finishing Contractors | 204 | 1 120 | 5 294 | 44 | 34 | 4 | 4 | 2 | — | — | — | — | — | |
| 2389 | Other Specialty Trade Contractors | 177 | 1 547 | 8 339 | 22 | 16 | 2 | 2 | 1 | 1 | — | — | — | — | |
| 23899 | All Other Specialty Trade Contractors | 130 | 1 327 | 5 932 | 8 | 5 | 1 | — | 1 | 1 | — | — | — | — | |
| 238990 | All Other Specialty Trade Contractors | 130 | 1 327 | 5 932 | 8 | 5 | 1 | — | 1 | 1 | — | — | — | — | |

See footnotes at end of table.

Table 6. Counties—Employees, Payroll, and Establishments by Industry: 2003—Con.

[Excludes most government employees, railroad employees, and self-employed persons. Size class 1 to 4 includes establishments with payroll, but no employees, during mid-March pay period. (D) denotes figures withheld to avoid disclosing data for individual companies; the data are included in broader industry totals. Detailed industries with 100 or more employees are shown if industry was not a (D). For explanation of terms, abbreviations, and data reliability/comparability, see introductory text]

| NAICS code | Industry | Number of employees for week including March 12 | Payroll (\$1,000) | | Total number of establishments | Number of establishments by employment-size class | | | | | | | | |
|----------------------|---|---|-------------------|----------------|--------------------------------|---|------------|-----------|-----------|----------|------------|------------|------------|---------------|
| | | | First quarter | Annual | | 1 to 4 | 5 to 9 | 10 to 19 | 20 to 49 | 50 to 99 | 100 to 249 | 250 to 499 | 500 to 999 | 1,000 or more |
| BURLEIGH—Con. | | | | | | | | | | | | | | |
| 31-33 | Manufacturing | 1 579 | 13 284 | 48 201 | 68 | 27 | 20 | 8 | 10 | 2 | — | — | 1 | — |
| 311 | Food mfg | 240 | 1 987 | 7 570 | 10 | 4 | 2 | — | 2 | 2 | — | — | — | — |
| 3115 | Dairy product mfg | (C) | (D) | (D) | 2 | — | — | — | — | 2 | — | — | — | — |
| 31151 | Dairy product (exc frozen) mfg | (C) | (D) | (D) | 2 | — | — | — | — | 2 | — | — | — | — |
| 323 | Printing & related support activities | 136 | 958 | 3 655 | 12 | 6 | 1 | 1 | 4 | — | — | — | — | — |
| 3231 | Printing & related support activities | 136 | 958 | 3 655 | 12 | 6 | 1 | 1 | 4 | — | — | — | — | — |
| 32311 | Printing | (C) | (D) | (D) | 11 | 6 | 1 | — | 4 | — | — | — | — | — |
| 323110 | Commercial lithographic printing | 104 | 799 | 3 164 | 4 | — | — | — | 4 | — | — | — | — | — |
| 333 | Machinery mfg | (F) | (D) | (D) | 4 | 1 | — | 2 | — | — | — | — | 1 | — |
| 3331 | Ag, construction & mining machinery mfg | (F) | (D) | (D) | 2 | — | — | 1 | — | — | — | — | 1 | — |
| 33312 | Construction machinery mfg | (F) | (D) | (D) | 1 | — | — | — | — | — | — | — | 1 | — |
| 42 | Wholesale trade | 1 816 | 15 167 | 61 019 | 150 | 68 | 35 | 23 | 17 | 4 | 3 | — | — | — |
| 423 | Merchant Wholesalers, Durable Goods | 1 115 | 10 187 | 39 416 | 98 | 41 | 25 | 17 | 13 | 1 | 1 | — | — | — |
| 4231 | Motor Vehicle and Motor Vehicle Parts and Supplies Merchant Wholesalers | 197 | 1 609 | 6 502 | 15 | 5 | 2 | 5 | 3 | — | — | — | — | — |
| 42312 | Motor Vehicle Supplies and New Parts Merchant Wholesalers | 112 | 945 | 3 518 | 8 | 3 | 1 | 2 | 2 | — | — | — | — | — |
| 423120 | Motor Vehicle Supplies and New Parts Merchant Wholesalers | 112 | 945 | 3 518 | 8 | 3 | 1 | 2 | 2 | — | — | — | — | — |
| 4233 | Lumber and Other Construction Materials Merchant Wholesalers | 101 | 1 157 | 4 105 | 8 | 2 | 3 | 2 | 1 | — | — | — | — | — |
| 4234 | Professional and Commercial Equipment and Supplies Merchant Wholesalers | 264 | 1 561 | 5 241 | 19 | 7 | 7 | 2 | 2 | — | 1 | — | — | — |
| 42342 | Office Equipment Merchant Wholesalers | (C) | (D) | (D) | 3 | 1 | — | — | 1 | — | 1 | — | — | — |
| 4238 | Machinery, Equipment, and Supplies Merchant Wholesalers | 283 | 3 051 | 12 580 | 23 | 8 | 8 | 3 | 3 | 1 | — | — | — | — |
| 424 | Merchant Wholesalers, Nondurable Goods | 642 | 4 792 | 20 880 | 44 | 21 | 10 | 5 | 3 | 3 | 2 | — | — | — |
| 4244 | Grocery and Related Product Wholesalers | 332 | 2 745 | 11 933 | 14 | 5 | 4 | 2 | — | 1 | 2 | — | — | — |
| 42441 | General Line Grocery Merchant Wholesalers | (C) | (D) | (D) | 1 | — | — | — | — | — | 1 | — | — | — |
| 42442 | Packaged Frozen Food Merchant Wholesalers | (C) | (D) | (D) | 2 | — | 1 | — | — | — | 1 | — | — | — |
| 4249 | Miscellaneous Nondurable Goods Merchant Wholesalers | 171 | 1 043 | 4 325 | 12 | 5 | 4 | 1 | — | 2 | — | — | — | — |
| 44-45 | Retail trade | 5 611 | 26 269 | 105 814 | 367 | 126 | 104 | 82 | 34 | 8 | 12 | 1 | — | — |
| 441 | Motor vehicle & parts dealers | 816 | 6 128 | 24 634 | 48 | 14 | 11 | 12 | 6 | 4 | 1 | — | — | — |
| 4411 | Automobile dealers | 477 | 3 817 | 15 382 | 16 | 5 | 2 | 2 | 3 | 3 | 1 | — | — | — |
| 44111 | New car dealers | 455 | 3 727 | 14 978 | 9 | — | 1 | 1 | 3 | 3 | 1 | — | — | — |
| 441110 | New car dealers | 455 | 3 727 | 14 978 | 9 | — | 1 | 1 | 3 | 3 | 1 | — | — | — |
| 4412 | Other motor vehicle dealers | 116 | 1 079 | 4 138 | 8 | 3 | 2 | 1 | 1 | 1 | — | — | — | — |
| 4413 | Automotive parts, accessories & tire stores | 223 | 1 232 | 5 114 | 24 | 6 | 7 | 9 | 2 | — | — | — | — | — |
| 44132 | Tire dealers | 127 | 759 | 3 145 | 9 | 1 | — | 6 | 2 | — | — | — | — | — |
| 441320 | Tire dealers | 127 | 759 | 3 145 | 9 | 1 | — | 6 | 2 | — | — | — | — | — |
| 442 | Furniture & home furnishing stores | 228 | 1 221 | 5 557 | 24 | 13 | 4 | 3 | 3 | 1 | — | — | — | — |
| 4421 | Furniture stores | 102 | 545 | 2 211 | 10 | 6 | 2 | — | 1 | 1 | — | — | — | — |
| 44211 | Furniture stores | 102 | 545 | 2 211 | 10 | 6 | 2 | — | 1 | 1 | — | — | — | — |
| 442110 | Furniture stores | 102 | 545 | 2 211 | 10 | 6 | 2 | — | 1 | 1 | — | — | — | — |
| 4422 | Home furnishings stores | 126 | 676 | 3 346 | 14 | 7 | 2 | 3 | 2 | — | — | — | — | — |
| 443 | Electronics & appliance stores | 168 | 933 | 3 881 | 22 | 8 | 10 | 2 | 2 | — | — | — | — | — |
| 4431 | Electronics & appliance stores | 168 | 933 | 3 881 | 22 | 8 | 10 | 2 | 2 | — | — | — | — | — |
| 44311 | Appliance, TV & all other electronics stores | 100 | 520 | 2 184 | 14 | 6 | 6 | 1 | 1 | — | — | — | — | — |
| 444 | Bldg material & garden equip & supp dealers | 432 | 2 519 | 9 983 | 34 | 14 | 7 | 9 | 3 | — | 1 | — | — | — |
| 4441 | Building material & supplies dealers | 383 | 2 280 | 8 803 | 26 | 10 | 5 | 7 | 3 | — | 1 | — | — | — |
| 44411 | Home centers | (C) | (D) | (D) | 1 | — | — | — | — | — | 1 | — | — | — |
| 44419 | Other building material dealers | 161 | 830 | 3 695 | 17 | 8 | 3 | 4 | 2 | — | — | — | — | — |
| 444190 | Other building material dealers | 161 | 830 | 3 695 | 17 | 8 | 3 | 4 | 2 | — | — | — | — | — |
| 445 | Food & beverage stores | 790 | 2 659 | 10 849 | 20 | 9 | 2 | 4 | — | 1 | 4 | — | — | — |
| 4451 | Grocery stores | 718 | 2 440 | 9 837 | 8 | 2 | — | 1 | — | 1 | 4 | — | — | — |
| 44511 | Grocery (except convenience) stores | 718 | 2 440 | 9 837 | 8 | 2 | — | 1 | — | 1 | 4 | — | — | — |
| 445110 | Grocery (except convenience) stores | 718 | 2 440 | 9 837 | 8 | 2 | — | 1 | — | 1 | 4 | — | — | — |
| 446 | Health & personal care stores | 306 | 1 720 | 7 439 | 34 | 11 | 13 | 6 | 4 | — | — | — | — | — |
| 4461 | Health & personal care stores | 306 | 1 720 | 7 439 | 34 | 11 | 13 | 6 | 4 | — | — | — | — | — |
| 44611 | Pharmacies & drug stores | 214 | 1 473 | 6 348 | 18 | 2 | 8 | 5 | 3 | — | — | — | — | — |
| 446110 | Pharmacies & drug stores | 214 | 1 473 | 6 348 | 18 | 2 | 8 | 5 | 3 | — | — | — | — | — |
| 447 | Gasoline stations | 414 | 1 630 | 6 524 | 30 | 6 | 7 | 12 | 4 | 1 | — | — | — | — |
| 4471 | Gasoline stations | 414 | 1 630 | 6 524 | 30 | 6 | 7 | 12 | 4 | 1 | — | — | — | — |
| 44711 | Gasoline stations with convenience stores | 365 | 1 432 | 5 632 | 26 | 4 | 6 | 12 | 3 | 1 | — | — | — | — |
| 447110 | Gasoline stations with convenience stores | 365 | 1 432 | 5 632 | 26 | 4 | 6 | 12 | 3 | 1 | — | — | — | — |
| 448 | Clothing & clothing accessories stores | 382 | 1 138 | 4 602 | 47 | 13 | 17 | 14 | 3 | — | — | — | — | — |
| 4481 | Clothing stores | 269 | 671 | 2 845 | 29 | 7 | 10 | 9 | 3 | — | — | — | — | — |
| 44812 | Women's clothing stores | 109 | 244 | 1 091 | 14 | 5 | 3 | 5 | 1 | — | — | — | — | — |
| 448120 | Women's clothing stores | 109 | 244 | 1 091 | 14 | 5 | 3 | 5 | 1 | — | — | — | — | — |
| 44814 | Family clothing stores | 108 | 273 | 1 095 | 8 | 1 | 2 | 4 | 1 | — | — | — | — | — |
| 448140 | Family clothing stores | 108 | 273 | 1 095 | 8 | 1 | 2 | 4 | 1 | — | — | — | — | — |
| 451 | Sporting goods, hobby, book & music stores | 340 | 1 459 | 5 126 | 26 | 7 | 12 | 3 | 3 | — | 1 | — | — | — |
| 4511 | Sporting goods, hobby, musical instrument stores | 252 | 1 238 | 4 265 | 18 | 5 | 8 | 3 | 1 | — | 1 | — | — | — |
| 45111 | Sporting goods stores | 157 | 842 | 2 790 | 8 | 2 | 5 | — | — | — | 1 | — | — | — |
| 451110 | Sporting goods stores | 157 | 842 | 2 790 | 8 | 2 | 5 | — | — | — | 1 | — | — | — |

See footnotes at end of table.

Table 6. Counties—Employees, Payroll, and Establishments by Industry: 2003—Con.

[Excludes most government employees, railroad employees, and self-employed persons. Size class 1 to 4 includes establishments with payroll, but no employees, during mid-March pay period. (D) denotes figures withheld to avoid disclosing data for individual companies; the data are included in broader industry totals. Detailed industries with 100 or more employees are shown if industry was not a (D). For explanation of terms, abbreviations, and data reliability/comparability, see introductory text]

| NAICS code | Industry | Number of employees for week including March 12 | Payroll (\$1,000) | | Total number of establishments | Number of establishments by employment-size class | | | | | | | | |
|--|---|---|-------------------|--------|--------------------------------|---|--------|----------|----------|----------|------------|------------|------------|---------------|
| | | | First quarter | Annual | | 1 to 4 | 5 to 9 | 10 to 19 | 20 to 49 | 50 to 99 | 100 to 249 | 250 to 499 | 500 to 999 | 1,000 or more |
| BURLEIGH—Con. | | | | | | | | | | | | | | |
| 44-45 Retail trade—Con. | | | | | | | | | | | | | | |
| 452 | General merchandise stores | 1 197 | 4 591 | 18 186 | 11 | — | 1 | 1 | 2 | 1 | 5 | 1 | — | — |
| 4521 | Department stores | 1 132 | 4 432 | 17 319 | 7 | — | — | — | — | 1 | 5 | 1 | — | — |
| 45211 | Department stores | 1 132 | 4 432 | 17 319 | 7 | — | — | — | — | 1 | 5 | 1 | — | — |
| 452111 | Department Stores (except Discount Department Stores) | 483 | 1 738 | 6 859 | 4 | — | — | — | — | 1 | 3 | — | — | — |
| 452112 | Discount Department Stores | 649 | 2 694 | 10 460 | 3 | — | — | — | — | — | 2 | 1 | — | — |
| 453 | Miscellaneous store retailers | 421 | 1 376 | 6 317 | 55 | 24 | 14 | 14 | 3 | — | — | — | — | — |
| 4532 | Office supplies, stationery & gift stores | 204 | 601 | 2 292 | 18 | 6 | 3 | 6 | 3 | — | — | — | — | — |
| 45322 | Gift, novelty & souvenir stores | 125 | 274 | 1 110 | 12 | 3 | 3 | 5 | 1 | — | — | — | — | — |
| 453220 | Gift, novelty & souvenir stores | 125 | 274 | 1 110 | 12 | 3 | 3 | 5 | 1 | — | — | — | — | — |
| 4539 | Other miscellaneous store retailers | 134 | 487 | 2 823 | 25 | 13 | 7 | 5 | — | — | — | — | — | — |
| 454 | Nonstore retailers | 117 | 895 | 2 716 | 16 | 7 | 6 | 2 | 1 | — | — | — | — | — |
| 48-49 Transportation & warehousing | | | | | | | | | | | | | | |
| 484 | Truck transportation | 538 | 3 875 | 15 750 | 46 | 24 | 7 | 9 | 3 | 3 | — | — | — | — |
| 4841 | General freight trucking | 449 | 3 534 | 13 985 | 34 | 17 | 5 | 7 | 2 | 3 | — | — | — | — |
| 48412 | General freight trucking, long-distance | 405 | 3 308 | 12 915 | 27 | 13 | 5 | 4 | 2 | 3 | — | — | — | — |
| 484121 | General freight trucking, long-distance, TL | 210 | 1 738 | 6 762 | 18 | 10 | 2 | 3 | 2 | 1 | — | — | — | — |
| 484122 | General freight trucking, long-distance, LTL | 195 | 1 570 | 6 153 | 9 | 3 | 3 | 1 | — | 2 | — | — | — | — |
| 485 | Transit & ground passenger transportation | (E) | (D) | (D) | 5 | 2 | 1 | — | 1 | — | 1 | — | — | — |
| 4854 | School & employee bus transportation | (E) | (D) | (D) | 3 | 1 | — | — | 1 | — | 1 | — | — | — |
| 48541 | School & employee bus transportation | (E) | (D) | (D) | 3 | 1 | — | — | 1 | — | 1 | — | — | — |
| 486 | Pipeline transportation | (E) | (D) | (D) | 6 | 3 | — | — | 1 | — | 2 | — | — | — |
| 4862 | Pipeline transportation of natural gas | (E) | (D) | (D) | 6 | 3 | — | — | 1 | — | 2 | — | — | — |
| 48621 | Pipeline transportation of natural gas | (E) | (D) | (D) | 6 | 3 | — | — | 1 | — | 2 | — | — | — |
| 492 | Couriers & messengers | (C) | (D) | (D) | 5 | 1 | — | 1 | 2 | 1 | — | — | — | — |
| 4921 | Couriers | 136 | 1 111 | 4 412 | 3 | — | — | 1 | 1 | 1 | — | — | — | — |
| 49211 | Couriers | 136 | 1 111 | 4 412 | 3 | — | — | 1 | 1 | 1 | — | — | — | — |
| 492110 | Couriers | 136 | 1 111 | 4 412 | 3 | — | — | 1 | 1 | 1 | — | — | — | — |
| 51 Information | | | | | | | | | | | | | | |
| 511 | Publishing industries | 333 | 1 991 | 10 429 | 11 | 4 | 2 | 2 | 1 | 1 | 1 | — | — | — |
| 5111 | Newspaper, periodical, book, database publishers | (E) | (D) | (D) | 10 | 4 | 2 | 2 | 1 | — | 1 | — | — | — |
| 51111 | Newspaper publishers | (C) | (D) | (D) | 1 | — | — | — | — | — | 1 | — | — | — |
| 515 | Broadcasting (except Internet) | 313 | 2 189 | 8 322 | 11 | 1 | 3 | 1 | 4 | 2 | — | — | — | — |
| 5151 | Radio and Television Broadcasting | 313 | 2 189 | 8 322 | 11 | 1 | 3 | 1 | 4 | 2 | — | — | — | — |
| 51511 | Radio Broadcasting | 149 | 995 | 3 585 | 6 | 1 | 1 | 1 | 2 | 1 | — | — | — | — |
| 515112 | Radio Stations | 149 | 995 | 3 585 | 6 | 1 | 1 | 1 | 2 | 1 | — | — | — | — |
| 51512 | Television Broadcasting | 164 | 1 194 | 4 737 | 5 | — | 2 | — | 2 | 1 | — | — | — | — |
| 515120 | Television Broadcasting | 164 | 1 194 | 4 737 | 5 | — | 2 | — | 2 | 1 | — | — | — | — |
| 517 | Telecommunications | 218 | 2 974 | 11 490 | 16 | 8 | 3 | 2 | 2 | 1 | — | — | — | — |
| 5171 | Wired Telecommunications Carriers | (C) | (D) | (D) | 7 | 5 | — | 1 | — | 1 | — | — | — | — |
| 51711 | Wired Telecommunications Carriers | (C) | (D) | (D) | 7 | 5 | — | 1 | — | 1 | — | — | — | — |
| 52 Finance & insurance | | | | | | | | | | | | | | |
| 522 | Credit intermediation & related activities | 579 | 5 023 | 20 003 | 52 | 20 | 13 | 10 | 8 | 1 | — | — | — | — |
| 5221 | Depository credit intermediation | 480 | 4 213 | 16 491 | 37 | 11 | 11 | 7 | 7 | 1 | — | — | — | — |
| 52211 | Commercial banking | 361 | 3 233 | 12 871 | 24 | 6 | 7 | 4 | 6 | 1 | — | — | — | — |
| 522110 | Commercial banking | 361 | 3 233 | 12 871 | 24 | 6 | 7 | 4 | 6 | 1 | — | — | — | — |
| 523 | Security, commodity contracts & like activity | 153 | 2 455 | 10 135 | 44 | 36 | 3 | 2 | 3 | — | — | — | — | — |
| 5231 | Srty & comdty contracts intermed & brokerage | (C) | (D) | (D) | 28 | 23 | 1 | 1 | 3 | — | — | — | — | — |
| 52312 | Securities brokerage | 107 | 2 014 | 8 036 | 26 | 21 | 1 | 1 | 3 | — | — | — | — | — |
| 523120 | Securities brokerage | 107 | 2 014 | 8 036 | 26 | 21 | 1 | 1 | 3 | — | — | — | — | — |
| 524 | Insurance carriers & related activities | 1 019 | 8 461 | 33 631 | 83 | 62 | 13 | 4 | 1 | 2 | — | — | 1 | — |
| 5241 | Insurance carriers | 750 | 6 495 | 24 499 | 12 | 5 | 3 | 1 | 1 | 1 | — | — | 1 | — |
| 52411 | Direct life, health, medical insurance carriers | (F) | (D) | (D) | 6 | 2 | 2 | — | 1 | — | — | — | 1 | — |
| 52412 | Other direct insurance carriers | (C) | (D) | (D) | 6 | 3 | 1 | 1 | — | 1 | — | — | — | — |
| 5242 | Agencies & other insurance related activities | 269 | 1 966 | 9 132 | 71 | 57 | 10 | 3 | — | 1 | — | — | — | — |
| 52421 | Insurance agencies & brokerages | 247 | 1 806 | 8 462 | 65 | 52 | 10 | 2 | — | 1 | — | — | — | — |
| 524210 | Insurance agencies & brokerages | 247 | 1 806 | 8 462 | 65 | 52 | 10 | 2 | — | 1 | — | — | — | — |
| 53 Real estate & rental & leasing | | | | | | | | | | | | | | |
| 531 | Real estate | 285 | 1 336 | 5 365 | 79 | 60 | 12 | 5 | 2 | — | — | — | — | — |
| 5311 | Lessors of real estate | 145 | 551 | 2 099 | 35 | 25 | 6 | 3 | 1 | — | — | — | — | — |
| 5313 | Activities related to real estate | 102 | 609 | 2 453 | 23 | 16 | 4 | 2 | 1 | — | — | — | — | — |
| 532 | Rental & leasing services | (C) | (D) | (D) | 13 | 5 | 2 | 4 | 1 | — | 1 | — | — | — |
| 5321 | Automotive equipment rental & leasing | (C) | (D) | (D) | 4 | — | 1 | 2 | — | — | 1 | — | — | — |
| 53211 | Passenger car rental & leasing | 126 | 499 | 2 478 | 3 | — | — | 2 | — | — | 1 | — | — | — |
| 532111 | Passenger car rental | 126 | 499 | 2 478 | 3 | — | — | 2 | — | — | 1 | — | — | — |

See footnotes at end of table.

Table 6. Counties—Employees, Payroll, and Establishments by Industry: 2003—Con.

[Excludes most government employees, railroad employees, and self-employed persons. Size class 1 to 4 includes establishments with payroll, but no employees, during mid-March pay period. (D) denotes figures withheld to avoid disclosing data for individual companies; the data are included in broader industry totals. Detailed industries with 100 or more employees are shown if industry was not a (D). For explanation of terms, abbreviations, and data reliability/comparability, see introductory text]

| NAICS code | Industry | Number of employees for week including March 12 | Payroll (\$1,000) | | Total number of establishments | Number of establishments by employment-size class | | | | | | | | |
|----------------------|--|---|-------------------|----------------|--------------------------------|---|-----------|-----------|-----------|----------|------------|------------|------------|---------------|
| | | | First quarter | Annual | | 1 to 4 | 5 to 9 | 10 to 19 | 20 to 49 | 50 to 99 | 100 to 249 | 250 to 499 | 500 to 999 | 1,000 or more |
| BURLEIGH—Con. | | | | | | | | | | | | | | |
| 54 | Professional, scientific & technical services | 1 982 | 13 188 | 57 463 | 221 | 148 | 41 | 17 | 11 | 2 | — | 2 | — | — |
| 541 | Professional, scientific & technical services | 1 982 | 13 188 | 57 463 | 221 | 148 | 41 | 17 | 11 | 2 | — | 2 | — | — |
| 5411 | Legal services | 338 | 2 745 | 13 711 | 71 | 50 | 11 | 6 | 4 | — | — | — | — | — |
| 54111 | Offices of lawyers | (E) | (D) | (D) | 69 | 50 | 11 | 5 | 3 | — | — | — | — | — |
| 5412 | Accounting, tax prep, bookkeep, payroll services | 624 | 3 257 | 13 523 | 35 | 21 | 9 | 2 | 2 | — | — | 1 | — | — |
| 54121 | Accounting, tax prep, bookkeep, payroll services | 624 | 3 257 | 13 523 | 35 | 21 | 9 | 2 | 2 | — | — | 1 | — | — |
| 5413 | Architectural, engineering & related services | 334 | 3 040 | 14 427 | 32 | 15 | 8 | 5 | 3 | 1 | — | — | — | — |
| 54133 | Engineering services | 263 | 2 539 | 11 681 | 16 | 5 | 3 | 4 | 3 | 1 | — | — | — | — |
| 541330 | Engineering services | 263 | 2 539 | 11 681 | 16 | 5 | 3 | 4 | 3 | 1 | — | — | — | — |
| 5415 | Computer systems design & related services | 398 | 2 148 | 7 040 | 23 | 17 | 4 | — | 1 | — | — | 1 | — | — |
| 54151 | Computer systems design & related services | 398 | 2 148 | 7 040 | 23 | 17 | 4 | — | 1 | — | — | 1 | — | — |
| 5418 | Advertising & related services | 112 | 715 | 2 944 | 8 | 3 | 2 | 2 | — | 1 | — | — | — | — |
| 54181 | Advertising agencies | 106 | 692 | 2 849 | 5 | 1 | 1 | 2 | — | 1 | — | — | — | — |
| 541810 | Advertising agencies | 106 | 692 | 2 849 | 5 | 1 | 1 | 2 | — | 1 | — | — | — | — |
| 55 | Management of companies & enterprises | 447 | 5 902 | 22 587 | 12 | 1 | 3 | 2 | 5 | — | 1 | — | — | — |
| 551 | Management of companies & enterprises | 447 | 5 902 | 22 587 | 12 | 1 | 3 | 2 | 5 | — | 1 | — | — | — |
| 5511 | Management of companies & enterprises | 447 | 5 902 | 22 587 | 12 | 1 | 3 | 2 | 5 | — | 1 | — | — | — |
| 55111 | Management of companies & enterprises | 447 | 5 902 | 22 587 | 12 | 1 | 3 | 2 | 5 | — | 1 | — | — | — |
| 56 | Admin. support, waste mgt, remediation services | 1 110 | 4 922 | 22 617 | 130 | 82 | 27 | 11 | 6 | 2 | 2 | — | — | — |
| 561 | Administrative & support services | 1 035 | 4 347 | 20 379 | 119 | 77 | 23 | 10 | 5 | 2 | 2 | — | — | — |
| 5613 | Employment services | 200 | 884 | 4 956 | 10 | 5 | 2 | — | 2 | 1 | — | — | — | — |
| 56132 | Temporary help services | (C) | (D) | (D) | 7 | 3 | 1 | — | 2 | 1 | — | — | — | — |
| 5616 | Investigation & security services | 179 | 870 | 3 640 | 12 | 6 | 4 | — | 1 | 1 | — | — | — | — |
| 56161 | Investigation, guard & armored car services | 155 | 715 | 2 945 | 6 | 3 | 1 | — | 1 | 1 | — | — | — | — |
| 561612 | Security guards & patrol services | 147 | 688 | 2 770 | 3 | — | 1 | — | 1 | 1 | — | — | — | — |
| 5617 | Services to buildings & dwellings | 435 | 1 285 | 6 417 | 47 | 32 | 6 | 6 | 1 | — | 2 | — | — | — |
| 56172 | Janitorial services | 368 | 1 016 | 4 429 | 22 | 11 | 4 | 5 | — | 4 | 2 | — | — | — |
| 561720 | Janitorial services | 368 | 1 016 | 4 429 | 22 | 11 | 4 | 5 | — | 4 | 2 | — | — | — |
| 61 | Educational services | 1 445 | 6 142 | 24 546 | 32 | 13 | 4 | 6 | 6 | 1 | — | 1 | 1 | — |
| 611 | Educational services | 1 445 | 6 142 | 24 546 | 32 | 13 | 4 | 6 | 6 | 1 | — | 1 | 1 | — |
| 6111 | Elementary & secondary schools | 306 | 1 056 | 4 227 | 9 | — | — | 4 | 4 | 1 | — | — | — | — |
| 61111 | Elementary & secondary schools | 306 | 1 056 | 4 227 | 9 | — | — | 4 | 4 | 1 | — | — | — | — |
| 611110 | Elementary & secondary schools | 306 | 1 056 | 4 227 | 9 | — | — | 4 | 4 | 1 | — | — | — | — |
| 6113 | Colleges, universities & professional schools | (F) | (D) | (D) | 1 | — | — | — | — | — | — | — | 1 | — |
| 61131 | Colleges, universities & professional schools | (F) | (D) | (D) | 1 | — | — | — | — | — | — | — | 1 | — |
| 6117 | Educational support services | (E) | (D) | (D) | 3 | 2 | — | — | — | — | — | 1 | — | — |
| 61171 | Educational support services | (E) | (D) | (D) | 3 | 2 | — | — | — | — | — | 1 | — | — |
| 62 | Health care and social assistance | 7 593 | 60 975 | 255 419 | 196 | 79 | 45 | 35 | 17 | 9 | 6 | 3 | — | 2 |
| 621 | Ambulatory health care services | 1 554 | 16 134 | 77 091 | 135 | 64 | 36 | 21 | 8 | 5 | — | 1 | — | — |
| 6211 | Offices of physicians | 672 | 8 181 | 41 437 | 34 | 17 | 10 | 3 | 1 | 2 | — | 1 | — | — |
| 62111 | Offices of physicians | 672 | 8 181 | 41 437 | 34 | 17 | 10 | 3 | 1 | 2 | — | 1 | — | — |
| 6212 | Offices of dentists | 337 | 3 480 | 16 334 | 39 | 13 | 13 | 11 | 1 | 1 | — | — | — | — |
| 62121 | Offices of dentists | 337 | 3 480 | 16 334 | 39 | 13 | 13 | 11 | 1 | 1 | — | — | — | — |
| 621210 | Offices of dentists | 337 | 3 480 | 16 334 | 39 | 13 | 13 | 11 | 1 | 1 | — | — | — | — |
| 6213 | Offices of other health practitioners | 308 | 1 993 | 8 513 | 44 | 27 | 10 | 4 | 2 | 1 | — | — | — | — |
| 62131 | Offices of chiropractors | 102 | 570 | 2 506 | 21 | 14 | 4 | 2 | 1 | — | — | — | — | — |
| 621310 | Offices of chiropractors | 102 | 570 | 2 506 | 21 | 14 | 4 | 2 | 1 | — | — | — | — | — |
| 6219 | Other ambulatory health care services | 107 | 975 | 3 830 | 7 | 2 | 2 | 1 | 1 | 1 | — | — | — | — |
| 622 | Hospitals | (H) | (D) | (D) | 2 | — | — | — | — | — | — | — | — | 2 |
| 6221 | General medical & surgical hospitals | (H) | (D) | (D) | 2 | — | — | — | — | — | — | — | — | 2 |
| 62211 | General medical & surgical hospitals | (H) | (D) | (D) | 2 | — | — | — | — | — | — | — | — | 2 |
| 623 | Nursing & residential care facilities | 1 319 | 5 628 | 24 442 | 19 | 2 | 1 | 6 | 4 | 1 | 4 | 1 | — | — |
| 6231 | Nursing care facilities | 742 | 3 667 | 16 103 | 3 | — | — | — | — | — | 2 | 1 | — | — |
| 62311 | Nursing care facilities | 742 | 3 667 | 16 103 | 3 | — | — | — | — | — | 2 | 1 | — | — |
| 623110 | Nursing care facilities | 742 | 3 667 | 16 103 | 3 | — | — | — | — | — | 2 | 1 | — | — |
| 6232 | Residential mental retardation, health facility | (E) | (D) | (D) | 6 | — | 1 | 2 | 1 | — | 2 | — | — | — |
| 62321 | Residential mental retardation facilities | 224 | 826 | 3 453 | 4 | — | 1 | 2 | — | — | 1 | — | — | — |
| 623210 | Residential mental retardation facilities | 224 | 826 | 3 453 | 4 | — | 1 | 2 | — | — | 1 | — | — | — |
| 62322 | Residential mental health, subst abuse facility | (C) | (D) | (D) | 2 | — | — | — | 1 | — | 1 | — | — | — |
| 6233 | Community care facilities for the elderly | (C) | (D) | (D) | 3 | — | — | — | 2 | 1 | — | — | — | — |
| 62331 | Community care facilities for the elderly | (C) | (D) | (D) | 3 | — | — | — | 2 | 1 | — | — | — | — |
| 624 | Social assistance | (G) | (D) | (D) | 40 | 13 | 8 | 8 | 5 | 3 | 2 | 1 | — | — |
| 6241 | Individual & family services | (E) | (D) | (D) | 20 | 7 | 6 | 3 | 3 | 1 | — | — | — | — |
| 62419 | Other individual & family services | 101 | 508 | 1 866 | 9 | 5 | 2 | — | 2 | — | — | — | — | — |
| 624190 | Other individual & family services | 101 | 508 | 1 866 | 9 | 5 | 2 | — | 2 | — | — | — | — | — |
| 6243 | Vocational rehabilitation services | 689 | 1 382 | 6 141 | 4 | 1 | — | — | — | — | 2 | 1 | — | — |
| 62431 | Vocational rehabilitation services | 689 | 1 382 | 6 141 | 4 | 1 | — | — | — | — | 2 | 1 | — | — |
| 624310 | Vocational rehabilitation services | 689 | 1 382 | 6 141 | 4 | 1 | — | — | — | — | 2 | 1 | — | — |
| 6244 | Child day care services | (C) | (D) | (D) | 9 | 2 | — | 4 | 2 | 1 | — | — | — | — |
| 62441 | Child day care services | (C) | (D) | (D) | 9 | 2 | — | 4 | 2 | 1 | — | — | — | — |

See footnotes at end of table.

Table 6. Counties—Employees, Payroll, and Establishments by Industry: 2003—Con.

[Excludes most government employees, railroad employees, and self-employed persons. Size class 1 to 4 includes establishments with payroll, but no employees, during mid-March pay period. (D) denotes figures withheld to avoid disclosing data for individual companies; the data are included in broader industry totals. Detailed industries with 100 or more employees are shown if industry was not a (D). For explanation of terms, abbreviations, and data reliability/comparability, see introductory text]

| NAICS code | Industry | Number of employees for week including March 12 | Payroll (\$1,000) | | Total number of establishments | Number of establishments by employment-size class | | | | | | | | |
|----------------------|--|---|-------------------|------------------|--------------------------------|---|------------|------------|------------|------------|------------|------------|------------|---------------|
| | | | First quarter | Annual | | 1 to 4 | 5 to 9 | 10 to 19 | 20 to 49 | 50 to 99 | 100 to 249 | 250 to 499 | 500 to 999 | 1,000 or more |
| BURLEIGH—Con. | | | | | | | | | | | | | | |
| 71 | Arts, entertainment & recreation | 467 | 1 388 | 6 123 | 33 | 13 | 9 | 4 | 5 | 1 | 1 | | | |
| 713 | Amusement, gambling & recreation industries | 343 | 1 193 | 5 276 | 21 | 9 | 5 | 2 | 3 | 1 | 1 | | | |
| 7139 | Other amusement & recreation industries | (C) | (D) | (D) | 15 | 7 | 3 | 1 | 3 | | 1 | | | |
| 71394 | Fitness & recreational sports centers | 143 | 520 | 1 995 | 6 | 3 | | 1 | 1 | | 1 | | | |
| 713940 | Fitness & recreational sports centers | 143 | 520 | 1 995 | 6 | 3 | | 1 | 1 | | 1 | | | |
| 72 | Accommodation & food services | 3 708 | 9 529 | 39 921 | 148 | 26 | 21 | 34 | 46 | 19 | 2 | | | |
| 721 | Accommodation | 706 | 1 947 | 8 545 | 23 | 6 | 3 | 2 | 8 | 3 | 1 | | | |
| 7211 | Traveler accommodation | (F) | (D) | (D) | 21 | 4 | 3 | 2 | 8 | 3 | 1 | | | |
| 72111 | Hotels (exc casino hotels) & motels | (F) | (D) | (D) | 21 | 4 | 3 | 2 | 8 | 3 | 1 | | | |
| 722 | Food services & drinking places | 3 002 | 7 582 | 31 376 | 125 | 20 | 18 | 32 | 38 | 16 | 1 | | | |
| 7221 | Full-service restaurants | 1 661 | 4 534 | 18 366 | 45 | 6 | 3 | 8 | 13 | 14 | 1 | | | |
| 72211 | Full-service restaurants | 1 661 | 4 534 | 18 366 | 45 | 6 | 3 | 8 | 13 | 14 | 1 | | | |
| 722110 | Full-service restaurants | 1 661 | 4 534 | 18 366 | 45 | 6 | 3 | 8 | 13 | 14 | 1 | | | |
| 7222 | Limited-service eating places | 1 148 | 2 681 | 11 470 | 65 | 12 | 10 | 20 | 21 | 2 | | | | |
| 72221 | Limited-service eating places | 1 148 | 2 681 | 11 470 | 65 | 12 | 10 | 20 | 21 | 2 | | | | |
| 722211 | Limited-service restaurants | 911 | 2 225 | 9 279 | 45 | 6 | 4 | 15 | 19 | 1 | | | | |
| 722212 | Cafeterias | 122 | 252 | 1 005 | 5 | | 2 | 1 | 1 | | | | | |
| 722213 | Snack & nonalcoholic beverage bars | 115 | 204 | 1 186 | 15 | 6 | 4 | 4 | 1 | | | | | |
| 7224 | Drinking places (alcoholic beverages) | 164 | 298 | 1 214 | 12 | 1 | 4 | 4 | 3 | | | | | |
| 72241 | Drinking places (alcoholic beverages) | 164 | 298 | 1 214 | 12 | 1 | 4 | 4 | 3 | | | | | |
| 722410 | Drinking places (alcoholic beverages) | 164 | 298 | 1 214 | 12 | 1 | 4 | 4 | 3 | | | | | |
| 81 | Other services (except public administration) | 2 223 | 9 951 | 41 604 | 334 | 201 | 76 | 34 | 17 | 6 | | | | |
| 811 | Repair & maintenance | 389 | 2 248 | 9 898 | 88 | 57 | 21 | 7 | 3 | | | | | |
| 8111 | Automotive repair & maintenance | 254 | 1 423 | 6 165 | 56 | 35 | 16 | 2 | 3 | | | | | |
| 81111 | Automotive mechanical & electrical R&M | 115 | 739 | 3 213 | 31 | 19 | 11 | 1 | | | | | | |
| 812 | Personal & laundry services | 506 | 1 865 | 8 042 | 64 | 28 | 21 | 11 | 3 | 1 | | | | |
| 8121 | Personal care services | 281 | 856 | 3 763 | 40 | 15 | 15 | 9 | 1 | | | | | |
| 81211 | Hair, nail & skin care services | 225 | 723 | 3 250 | 33 | 12 | 14 | 6 | 1 | | | | | |
| 8123 | Drycleaning & laundry services | 138 | 722 | 2 978 | 6 | 1 | 1 | 2 | 1 | 1 | | | | |
| 813 | Religious, grantmaking, civic, prof & like organizations | 1 328 | 5 838 | 23 664 | 182 | 116 | 34 | 16 | 11 | 5 | | | | |
| 8131 | Religious organizations | 490 | 1 876 | 7 549 | 54 | 22 | 18 | 8 | 4 | 2 | | | | |
| 81311 | Religious organizations | 490 | 1 876 | 7 549 | 54 | 22 | 18 | 8 | 4 | 2 | | | | |
| 813110 | Religious organizations | 490 | 1 876 | 7 549 | 54 | 22 | 18 | 8 | 4 | 2 | | | | |
| 8132 | Grantmaking & giving services | 103 | 425 | 1 762 | 13 | 10 | 1 | 1 | | 1 | | | | |
| 81321 | Grantmaking & giving services | 103 | 425 | 1 762 | 13 | 10 | 1 | 1 | | 1 | | | | |
| 8134 | Civic & social organizations | 348 | 753 | 3 026 | 27 | 17 | 3 | 1 | 4 | 2 | | | | |
| 81341 | Civic & social organizations | 348 | 753 | 3 026 | 27 | 17 | 3 | 1 | 4 | 2 | | | | |
| 813410 | Civic & social organizations | 348 | 753 | 3 026 | 27 | 17 | 3 | 1 | 4 | 2 | | | | |
| 8139 | Business, labor, political, like organizations | 335 | 2 451 | 9 952 | 76 | 59 | 10 | 4 | 3 | | | | | |
| 81391 | Business associations | 162 | 1 635 | 6 539 | 31 | 19 | 10 | | 2 | | | | | |
| 813910 | Business associations | 162 | 1 635 | 6 539 | 31 | 19 | 10 | | 2 | | | | | |
| 99 | Unclassified establishments | (A) | (D) | (D) | 5 | 5 | | | | | | | | |
| CASS | | | | | | | | | | | | | | |
| | Total | 77 493 | 560 253 | 2 385 186 | 4 423 | 2 111 | 832 | 683 | 492 | 164 | 108 | 23 | 7 | 3 |
| 11 | Forestry, fishing, hunting, and agriculture support | (B) | (D) | (D) | 20 | 15 | 3 | 2 | | | | | | |
| 21 | Mining | (B) | (D) | (D) | 2 | | 1 | | | 1 | | | | |
| 22 | Utilities | 161 | 2 225 | 9 470 | 6 | 2 | 1 | | 1 | 2 | | | | |
| 221 | Utilities | 161 | 2 225 | 9 470 | 6 | 2 | 1 | | 1 | 2 | | | | |
| 2211 | Elec pwr generation, transmn & distribution | (C) | (D) | (D) | 5 | 2 | | | 1 | 2 | | | | |
| 22112 | Electric pwr transmn, control & distribution | (C) | (D) | (D) | 5 | 2 | | | 1 | 2 | | | | |
| 23 | Construction | 5 202 | 40 812 | 226 729 | 524 | 308 | 85 | 65 | 44 | 15 | 7 | | | |
| 236 | Construction of Buildings | 1 324 | 11 214 | 51 465 | 175 | 116 | 27 | 15 | 10 | 5 | 2 | | | |
| 2361 | Residential Building Construction | 440 | 3 858 | 16 275 | 130 | 101 | 17 | 8 | 4 | | | | | |
| 23611 | Residential Building Construction | 440 | 3 858 | 16 275 | 130 | 101 | 17 | 8 | 4 | | | | | |
| 236115 | New Single-Family Housing Construction (except Operative Builders) | 216 | 1 403 | 8 012 | 71 | 55 | 11 | 4 | 1 | | | | | |
| 236118 | Residential Remodelers | 110 | 591 | 2 988 | 45 | 40 | 2 | 2 | 1 | | | | | |
| 2362 | Nonresidential Building Construction | 884 | 7 356 | 35 190 | 45 | 15 | 10 | 7 | 6 | 5 | 2 | | | |
| 23621 | Industrial Building Construction | (C) | (D) | (D) | 3 | | 1 | | | 1 | 1 | | | |
| 23622 | Commercial and Institutional Building Construction | (F) | (D) | (D) | 42 | 15 | 9 | 7 | 6 | 4 | 1 | | | |
| 237 | Heavy and Civil Engineering Construction | 941 | 7 120 | 62 027 | 45 | 17 | 9 | 7 | 6 | 4 | 2 | | | |
| 2371 | Utility System Construction | 283 | 2 366 | 14 214 | 18 | 5 | 2 | 5 | 5 | 1 | | | | |
| 23711 | Water and Sewer Line and Related Structures Construction | (C) | (D) | (D) | 11 | 4 | 1 | 4 | 2 | | | | | |
| 23713 | Power and Communication Line and Related Structures Construction | 151 | 1 124 | 7 656 | 6 | 1 | | 1 | 3 | 1 | | | | |
| 237130 | Power and Communication Line and Related Structures Construction | 151 | 1 124 | 7 656 | 6 | 1 | | 1 | 3 | 1 | | | | |
| 2373 | Highway, Street, and Bridge Construction | 616 | 4 430 | 45 753 | 18 | 8 | 3 | 1 | 1 | 3 | 2 | | | |
| 23731 | Highway, Street, and Bridge Construction | 616 | 4 430 | 45 753 | 18 | 8 | 3 | 1 | 1 | 3 | 2 | | | |
| 237310 | Highway, Street, and Bridge Construction | 616 | 4 430 | 45 753 | 18 | 8 | 3 | 1 | 1 | 3 | 2 | | | |

See footnotes at end of table.

Table 6. Counties—Employees, Payroll, and Establishments by Industry: 2003—Con.

[Excludes most government employees, railroad employees, and self-employed persons. Size class 1 to 4 includes establishments with payroll, but no employees, during mid-March pay period. (D) denotes figures withheld to avoid disclosing data for individual companies; the data are included in broader industry totals. Detailed industries with 100 or more employees are shown if industry was not a (D). For explanation of terms, abbreviations, and data reliability/comparability, see introductory text]

| NAICS code | Industry | Number of employees for week including March 12 | Payroll (\$1,000) | | Total number of establishments | Number of establishments by employment-size class | | | | | | | | | | | | | | | | | | | | |
|----------------------------------|--|---|-------------------|---------|--------------------------------|---|--------|----------|----------|----------|------------|------------|------------|---------------|---------------|----------------|------------|-----------|-----------|-----------|-----------|-----------|-----------|----------|----------|----------|
| | | | First quarter | Annual | | 1 to 4 | 5 to 9 | 10 to 19 | 20 to 49 | 50 to 99 | 100 to 249 | 250 to 499 | 500 to 999 | 1,000 or more | | | | | | | | | | | | |
| CASS—Con. | | | | | | | | | | | | | | | | | | | | | | | | | | |
| 23 Construction—Con. | | | | | | | | | | | | | | | | | | | | | | | | | | |
| 238 | Specialty Trade Contractors | 2 937 | 22 478 | 113 237 | 304 | 175 | 49 | 43 | 28 | 6 | 3 | — | — | — | | | | | | | | | | | | |
| 2381 | Foundation, Structure, and Building Exterior Contractors | 973 | 6 486 | 36 691 | 85 | 51 | 9 | 14 | 8 | 1 | 2 | — | — | — | | | | | | | | | | | | |
| 23811 | Poured Concrete Foundation and Structure Contractors | 380 | 3 275 | 21 063 | 28 | 16 | 3 | 4 | 4 | — | 1 | — | — | — | | | | | | | | | | | | |
| 238110 | Poured Concrete Foundation and Structure Contractors | 380 | 3 275 | 21 063 | 28 | 16 | 3 | 4 | 4 | — | 1 | — | — | — | | | | | | | | | | | | |
| 23813 | Framing Contractors | 141 | 519 | 2 469 | 16 | 11 | 2 | 1 | 1 | 1 | — | — | — | — | | | | | | | | | | | | |
| 238130 | Framing Contractors | 141 | 519 | 2 469 | 16 | 11 | 2 | 1 | 1 | 1 | — | — | — | — | | | | | | | | | | | | |
| 23816 | Roofing Contractors | 165 | 834 | 4 206 | 14 | 5 | 2 | 4 | 3 | — | — | — | — | — | | | | | | | | | | | | |
| 238160 | Roofing Contractors | 165 | 834 | 4 206 | 14 | 5 | 2 | 4 | 3 | — | — | — | — | — | | | | | | | | | | | | |
| 23817 | Siding Contractors | 219 | 1 501 | 6 671 | 11 | 7 | 2 | 1 | — | — | 1 | — | — | — | | | | | | | | | | | | |
| 238170 | Siding Contractors | 219 | 1 501 | 6 671 | 11 | 7 | 2 | 1 | — | — | 1 | — | — | — | | | | | | | | | | | | |
| 2382 | Building Equipment Contractors | 1 351 | 12 368 | 57 456 | 105 | 47 | 23 | 15 | 14 | 5 | 1 | — | — | — | | | | | | | | | | | | |
| 23821 | Electrical Contractors | 314 | 2 652 | 13 436 | 39 | 21 | 7 | 6 | 5 | — | — | — | — | — | | | | | | | | | | | | |
| 238210 | Electrical Contractors | 314 | 2 652 | 13 436 | 39 | 21 | 7 | 6 | 5 | — | — | — | — | — | | | | | | | | | | | | |
| 23822 | Plumbing, Heating, and Air-Conditioning Contractors | 860 | 8 248 | 37 659 | 55 | 25 | 13 | 5 | 6 | 5 | 1 | — | — | — | | | | | | | | | | | | |
| 238220 | Plumbing, Heating, and Air-Conditioning Contractors | 860 | 8 248 | 37 659 | 55 | 25 | 13 | 5 | 6 | 5 | 1 | — | — | — | | | | | | | | | | | | |
| 23829 | Other Building Equipment Contractors | 177 | 1 468 | 6 361 | 11 | 1 | 3 | 4 | 3 | — | — | — | — | — | | | | | | | | | | | | |
| 238290 | Other Building Equipment Contractors | 177 | 1 468 | 6 361 | 11 | 1 | 3 | 4 | 3 | — | — | — | — | — | | | | | | | | | | | | |
| 2383 | Building Finishing Contractors | 498 | 3 092 | 14 144 | 86 | 58 | 11 | 12 | 5 | — | — | — | — | — | | | | | | | | | | | | |
| 23831 | Drywall and Insulation Contractors | 204 | 1 395 | 6 342 | 21 | 11 | 3 | 4 | 3 | — | — | — | — | — | | | | | | | | | | | | |
| 238310 | Drywall and Insulation Contractors | 204 | 1 395 | 6 342 | 21 | 11 | 3 | 4 | 3 | — | — | — | — | — | | | | | | | | | | | | |
| 23832 | Painting and Wall Covering Contractors | 128 | 619 | 2 854 | 24 | 16 | 2 | 6 | — | — | — | — | — | — | | | | | | | | | | | | |
| 238320 | Painting and Wall Covering Contractors | 128 | 619 | 2 854 | 24 | 16 | 2 | 6 | — | — | — | — | — | — | | | | | | | | | | | | |
| 2389 | Other Specialty Trade Contractors | 115 | 532 | 4 946 | 28 | 19 | 6 | 2 | 1 | — | — | — | — | — | | | | | | | | | | | | |
| 31-33 Manufacturing | | | | | | | | | | | | | | 6 938 | 53 826 | 233 639 | 180 | 54 | 27 | 31 | 32 | 16 | 16 | 3 | 1 | — |
| 311 | Food mfg | 1 134 | 7 479 | 33 719 | 23 | 5 | 2 | 4 | 5 | 2 | 5 | — | — | — | | | | | | | | | | | | |
| 3111 | Animal food mfg | (C) | (D) | (D) | 2 | — | — | 1 | — | — | 1 | — | — | — | | | | | | | | | | | | |
| 31111 | Animal food mfg | (C) | (D) | (D) | 2 | — | — | 1 | — | — | 1 | — | — | — | | | | | | | | | | | | |
| 3112 | Grain & oilseed milling | (E) | (D) | (D) | 4 | — | — | — | 2 | 1 | 1 | — | — | — | | | | | | | | | | | | |
| 31121 | Flour milling & malt mfg | (C) | (D) | (D) | 2 | — | — | — | 1 | — | 1 | — | — | — | | | | | | | | | | | | |
| 3115 | Dairy product mfg | (C) | (D) | (D) | 1 | — | — | — | — | — | 1 | — | — | — | | | | | | | | | | | | |
| 31151 | Dairy product (exc frozen) mfg | (C) | (D) | (D) | 1 | — | — | — | — | — | 1 | — | — | — | | | | | | | | | | | | |
| 3118 | Bakeries & tortilla mfg | 303 | 1 913 | 8 311 | 7 | 2 | — | 2 | 2 | — | 1 | — | — | — | | | | | | | | | | | | |
| 31181 | Bread & bakery product mfg | 303 | 1 913 | 8 311 | 7 | 2 | — | 2 | 2 | — | 1 | — | — | — | | | | | | | | | | | | |
| 3119 | Other food mfg | (C) | (D) | (D) | 3 | 1 | 1 | — | — | — | 1 | — | — | — | | | | | | | | | | | | |
| 31199 | All other food mfg | (C) | (D) | (D) | 1 | — | — | — | — | — | 1 | — | — | — | | | | | | | | | | | | |
| 321 | Wood product mfg | 546 | 3 207 | 15 460 | 9 | 3 | — | 1 | 3 | 1 | — | 1 | — | — | | | | | | | | | | | | |
| 3219 | Other wood product mfg | (E) | (D) | (D) | 7 | 3 | — | 1 | 2 | — | — | 1 | — | — | | | | | | | | | | | | |
| 32191 | Millwork | (E) | (D) | (D) | 3 | 1 | — | — | 1 | — | — | 1 | — | — | | | | | | | | | | | | |
| 322 | Paper mfg | (C) | (D) | (D) | 2 | 1 | — | — | — | — | — | 1 | — | — | | | | | | | | | | | | |
| 3222 | Converted paper product mfg | (C) | (D) | (D) | 2 | 1 | — | — | — | — | — | 1 | — | — | | | | | | | | | | | | |
| 32221 | Paperboard container mfg | (C) | (D) | (D) | 1 | — | — | — | — | — | — | 1 | — | — | | | | | | | | | | | | |
| 323 | Printing & related support activities | 426 | 2 933 | 12 864 | 21 | 9 | 4 | 1 | 5 | 1 | 1 | — | — | — | | | | | | | | | | | | |
| 3231 | Printing & related support activities | 426 | 2 933 | 12 864 | 21 | 9 | 4 | 1 | 5 | 1 | 1 | — | — | — | | | | | | | | | | | | |
| 32311 | Printing | 426 | 2 933 | 12 864 | 21 | 9 | 4 | 1 | 5 | 1 | 1 | — | — | — | | | | | | | | | | | | |
| 323110 | Commercial lithographic printing | 353 | 2 575 | 11 259 | 9 | 1 | 1 | 1 | 4 | 1 | 1 | — | — | — | | | | | | | | | | | | |
| 326 | Plastics & rubber products mfg | 610 | 3 966 | 18 357 | 11 | 4 | — | 2 | 1 | 1 | 3 | — | — | — | | | | | | | | | | | | |
| 3261 | Plastics product mfg | (F) | (D) | (D) | 9 | 4 | — | 1 | — | 1 | 3 | — | — | — | | | | | | | | | | | | |
| 32612 | Plastics pipe, pipe fitting, & unsupported profile shape mfg | (E) | (D) | (D) | 2 | — | — | — | — | 1 | 1 | — | — | — | | | | | | | | | | | | |
| 32619 | Other plastics product mfg | (E) | (D) | (D) | 5 | 3 | — | — | — | — | 2 | — | — | — | | | | | | | | | | | | |
| 327 | Nonmetallic mineral product mfg | 309 | 2 407 | 10 938 | 9 | 2 | 2 | 4 | — | — | 1 | — | — | — | | | | | | | | | | | | |
| 3272 | Glass & glass product mfg | (E) | (D) | (D) | 2 | — | 1 | — | — | — | 1 | — | — | — | | | | | | | | | | | | |
| 32721 | Glass & glass product mfg | (E) | (D) | (D) | 2 | — | 1 | — | — | — | 1 | — | — | — | | | | | | | | | | | | |
| 332 | Fabricated metal product mfg | 775 | 6 241 | 29 216 | 24 | 6 | 4 | 6 | 2 | 3 | 3 | — | — | — | | | | | | | | | | | | |
| 3323 | Architectural & structural metals mfg | 638 | 5 074 | 24 926 | 12 | 1 | 2 | 2 | 2 | 2 | 3 | — | — | — | | | | | | | | | | | | |
| 33231 | Plate work & fabricated structural prod mfg | (F) | (D) | (D) | 6 | — | — | — | 2 | 1 | 3 | — | — | — | | | | | | | | | | | | |
| 33232 | Ornamental & architectural metal prod mfg | (C) | (D) | (D) | 6 | 1 | 2 | 2 | — | 1 | — | — | — | — | | | | | | | | | | | | |
| 333 | Machinery mfg | 1 337 | 12 636 | 47 675 | 17 | 1 | 3 | 3 | 4 | 4 | — | 1 | 1 | — | | | | | | | | | | | | |
| 3331 | Ag, construction & mining machinery mfg | 1 230 | 11 759 | 43 592 | 12 | — | 3 | 1 | 2 | 4 | — | 1 | 1 | — | | | | | | | | | | | | |
| 33311 | Agricultural implement mfg | (F) | (D) | (D) | 8 | — | 3 | 1 | 1 | 1 | — | 1 | 1 | — | | | | | | | | | | | | |
| 33312 | Construction machinery mfg | (C) | (D) | (D) | 3 | — | — | — | — | 3 | — | — | — | — | | | | | | | | | | | | |
| 334 | Computer & electronic product mfg | (E) | (D) | (D) | 2 | — | — | — | 1 | — | — | 1 | — | — | | | | | | | | | | | | |
| 3344 | Semiconductor & oth electronic component mfg | (E) | (D) | (D) | 2 | — | — | — | 1 | — | — | 1 | — | — | | | | | | | | | | | | |
| 33441 | Semiconductor & oth electronic component mfg | (E) | (D) | (D) | 2 | — | — | — | 1 | — | — | 1 | — | — | | | | | | | | | | | | |
| 336 | Transportation equipment mfg | 555 | 4 289 | 21 402 | 9 | 1 | — | 4 | — | 2 | 2 | — | — | — | | | | | | | | | | | | |
| 3363 | Motor vehicle parts mfg | (E) | (D) | (D) | 5 | — | — | 3 | — | 1 | 1 | — | — | — | | | | | | | | | | | | |
| 33632 | MV electrical & electronic equipment mfg | (C) | (D) | (D) | 2 | — | — | — | — | 1 | 1 | — | — | — | | | | | | | | | | | | |
| 3369 | Other transportation equipment mfg | (C) | (D) | (D) | 1 | — | — | — | — | — | 1 | — | — | — | | | | | | | | | | | | |
| 33699 | Other transportation equipment mfg | (C) | (D) | (D) | 1 | — | — | — | — | — | 1 | — | — | — | | | | | | | | | | | | |
| 337 | Furniture & related product mfg | 315 | 1 917 | 8 523 | 19 | 5 | 5 | 4 | 4 | 1 | — | — | — | — | | | | | | | | | | | | |
| 3371 | HH & institutional furniture & kitchen cabinet mfg | (E) | (D) | (D) | 16 | 5 | 4 | 3 | 3 | 1 | — | — | — | — | | | | | | | | | | | | |
| 33711 | Wood kitchen cabinet & countertop mfg | (C) | (D) | (D) | 11 | 4 | 3 | 2 | 2 | — | — | — | — | — | | | | | | | | | | | | |
| 33712 | Household & institutional furniture mfg | (C) | (D) | (D) | 5 | 1 | 1 | 1 | 1 | 1 | — | — | — | — | | | | | | | | | | | | |

See footnotes at end of table.

Table 6. Counties—Employees, Payroll, and Establishments by Industry: 2003—Con.

[Excludes most government employees, railroad employees, and self-employed persons. Size class 1 to 4 includes establishments with payroll, but no employees, during mid-March pay period. (D) denotes figures withheld to avoid disclosing data for individual companies; the data are included in broader industry totals. Detailed industries with 100 or more employees are shown if industry was not a (D). For explanation of terms, abbreviations, and data reliability/comparability, see introductory text]

| NAICS code | Industry | Number of employees for week including March 12 | Payroll (\$1,000) | | Total number of establishments | Number of establishments by employment-size class | | | | | | | | |
|---------------------------------|--|---|-------------------|----------------|--------------------------------|---|-----------|-----------|-----------|-----------|------------|------------|------------|---------------|
| | | | First quarter | Annual | | 1 to 4 | 5 to 9 | 10 to 19 | 20 to 49 | 50 to 99 | 100 to 249 | 250 to 499 | 500 to 999 | 1,000 or more |
| CASS—Con. | | | | | | | | | | | | | | |
| 31-33 Manufacturing—Con. | | | | | | | | | | | | | | |
| 339 | Miscellaneous mfg | 227 | 1 606 | 6 477 | 19 | 10 | 3 | — | 5 | 1 | — | — | — | — |
| 3391 | Medical equipment & supplies mfg | 111 | 819 | 3 405 | 5 | 2 | — | — | 2 | 1 | — | — | — | — |
| 33911 | Medical equipment & supplies mfg | 111 | 819 | 3 405 | 5 | 2 | — | — | 2 | 1 | — | — | — | — |
| 3399 | Other miscellaneous mfg | 116 | 787 | 3 072 | 14 | 8 | 3 | — | 3 | — | — | — | — | — |
| 42 | Wholesale trade | 5 775 | 56 183 | 228 827 | 361 | 131 | 88 | 68 | 51 | 12 | 10 | 1 | — | — |
| 423 | Merchant Wholesalers, Durable Goods | 3 104 | 30 991 | 126 935 | 228 | 80 | 53 | 46 | 39 | 8 | 2 | — | — | — |
| 4231 | Motor Vehicle and Motor Vehicle Parts and Supplies Merchant Wholesalers | 445 | 3 725 | 15 537 | 31 | 7 | 11 | 7 | 5 | 1 | — | — | — | — |
| 42311 | Automobile and Other Motor Vehicle Merchant Wholesalers | (C) | (D) | (D) | 9 | 4 | 2 | 2 | — | 1 | — | — | — | — |
| 42312 | Motor Vehicle Supplies and New Parts Merchant Wholesalers | 303 | 2 574 | 10 786 | 20 | 3 | 7 | 5 | 5 | — | — | — | — | — |
| 423120 | Motor Vehicle Supplies and New Parts Merchant Wholesalers | 303 | 2 574 | 10 786 | 20 | 3 | 7 | 5 | 5 | — | — | — | — | — |
| 4233 | Lumber and Other Construction Materials Merchant Wholesalers | 470 | 5 065 | 19 964 | 19 | 3 | 5 | 3 | 5 | 2 | 1 | — | — | — |
| 42331 | Lumber, Plywood, Millwork, and Wood Panel Merchant Wholesalers | 403 | 4 450 | 17 323 | 11 | — | 2 | 2 | 4 | 2 | 1 | — | — | — |
| 423310 | Lumber, Plywood, Millwork, and Wood Panel Merchant Wholesalers | 403 | 4 450 | 17 323 | 11 | — | 2 | 2 | 4 | 2 | 1 | — | — | — |
| 4234 | Professional and Commercial Equipment and Supplies Merchant Wholesalers | 530 | 6 059 | 24 551 | 39 | 18 | 6 | 7 | 7 | — | 1 | — | — | — |
| 42342 | Office Equipment Merchant Wholesalers | 100 | 1 250 | 5 098 | 7 | 3 | — | 2 | 2 | — | — | — | — | — |
| 423420 | Office Equipment Merchant Wholesalers | 100 | 1 250 | 5 098 | 7 | 3 | — | 2 | 2 | — | — | — | — | — |
| 42344 | Other Commercial Equipment Merchant Wholesalers | 102 | 1 036 | 4 392 | 6 | 1 | 2 | — | 3 | — | — | — | — | — |
| 423440 | Other Commercial Equipment Merchant Wholesalers | 102 | 1 036 | 4 392 | 6 | 1 | 2 | — | 3 | — | — | — | — | — |
| 42345 | Medical, Dental, and Hospital Equipment and Supplies Merchant Wholesaler | 218 | 2 471 | 10 092 | 11 | 5 | 2 | 2 | 1 | — | 1 | — | — | — |
| 423450 | Medical, Dental, and Hospital Equipment and Supplies Merchant Wholesaler | 218 | 2 471 | 10 092 | 11 | 5 | 2 | 2 | 1 | — | 1 | — | — | — |
| 4236 | Electrical and Electronic Goods Merchant Wholesalers | 303 | 3 066 | 11 988 | 22 | 10 | 2 | 5 | 3 | 2 | — | — | — | — |
| 42361 | Electrical Apparatus and Equipment, Wiring Supplies, and Related Equipme | 189 | 1 777 | 6 981 | 12 | 7 | — | 1 | 2 | 2 | — | — | — | — |
| 423610 | Electrical Apparatus and Equipment, Wiring Supplies, and Related Equipme | 189 | 1 777 | 6 981 | 12 | 7 | — | 1 | 2 | 2 | — | — | — | — |
| 4237 | Hardware, and Plumbing and Heating Equipment and Supplies Merchant Whole | 232 | 3 124 | 10 963 | 22 | 5 | 8 | 7 | 2 | — | — | — | — | — |
| 42372 | Plumbing and Heating Equipment and Supplies (Hydronics) Merchant Wholesa | 134 | 2 154 | 7 200 | 8 | — | 2 | 4 | 2 | — | — | — | — | — |
| 423720 | Plumbing and Heating Equipment and Supplies (Hydronics) Merchant Wholesa | 134 | 2 154 | 7 200 | 8 | — | 2 | 4 | 2 | — | — | — | — | — |
| 4238 | Machinery, Equipment, and Supplies Merchant Wholesalers | 871 | 8 058 | 35 897 | 68 | 22 | 17 | 12 | 15 | 2 | — | — | — | — |
| 42381 | Construction and Mining (except Oil Well) Machinery and Equipment Mercha | 162 | 1 737 | 7 413 | 11 | 2 | 3 | 2 | 4 | — | — | — | — | — |
| 423810 | Construction and Mining (except Oil Well) Machinery and Equipment Mercha | 162 | 1 737 | 7 413 | 11 | 2 | 3 | 2 | 4 | — | — | — | — | — |
| 42382 | Farm and Garden Machinery and Equipment Merchant Wholesalers | 384 | 3 351 | 15 520 | 25 | 7 | 4 | 6 | 7 | 1 | — | — | — | — |
| 423820 | Farm and Garden Machinery and Equipment Merchant Wholesalers | 384 | 3 351 | 15 520 | 25 | 7 | 4 | 6 | 7 | 1 | — | — | — | — |
| 42383 | Industrial Machinery and Equipment Merchant Wholesalers | 138 | 1 251 | 5 523 | 15 | 5 | 6 | 2 | 2 | — | — | — | — | — |
| 423830 | Industrial Machinery and Equipment Merchant Wholesalers | 138 | 1 251 | 5 523 | 15 | 5 | 6 | 2 | 2 | — | — | — | — | — |
| 42385 | Service Establishment Equipment and Supplies Merchant Wholesalers | 115 | 1 137 | 4 555 | 6 | 3 | 1 | — | 1 | 1 | — | — | — | — |
| 423850 | Service Establishment Equipment and Supplies Merchant Wholesalers | 115 | 1 137 | 4 555 | 6 | 3 | 1 | — | 1 | 1 | — | — | — | — |
| 4239 | Miscellaneous Durable Goods Merchant Wholesalers | 144 | 1 089 | 4 521 | 16 | 8 | 3 | 3 | 2 | — | — | — | — | — |
| 424 | Merchant Wholesalers, Nondurable Goods | 2 444 | 23 582 | 94 890 | 115 | 42 | 31 | 19 | 11 | 4 | 7 | 1 | — | — |
| 4241 | Paper and Paper Product Merchant Wholesalers | 143 | 1 632 | 6 859 | 9 | 5 | 1 | 2 | — | — | 1 | — | — | — |
| 42413 | Industrial and Personal Service Paper Merchant Wholesalers | (C) | (D) | (D) | 3 | 2 | — | — | — | — | 1 | — | — | — |
| 4244 | Grocery and Related Product Wholesalers | 1 095 | 11 047 | 42 973 | 17 | 4 | 4 | 2 | 2 | — | 4 | 1 | — | — |
| 42441 | General Line Grocery Merchant Wholesalers | 640 | 6 756 | 26 177 | 3 | — | — | — | — | — | 2 | 1 | — | — |
| 424410 | General Line Grocery Merchant Wholesalers | 640 | 6 756 | 26 177 | 3 | — | — | — | — | — | 2 | 1 | — | — |
| 42445 | Confectionery Merchant Wholesalers | (C) | (D) | (D) | 3 | — | 1 | — | 1 | — | 1 | — | — | — |
| 42449 | Other Grocery and Related Products Merchant Wholesalers | (E) | (D) | (D) | 10 | 4 | 3 | 1 | 1 | — | 1 | — | — | — |
| 4245 | Farm Product Raw Material Merchant Wholesalers | 416 | 3 412 | 14 116 | 31 | 10 | 8 | 7 | 4 | 2 | — | — | — | — |
| 42451 | Grain and Field Bean Merchant Wholesalers | 389 | 3 286 | 13 676 | 27 | 7 | 8 | 7 | 3 | 2 | — | — | — | — |
| 424510 | Grain and Field Bean Merchant Wholesalers | 389 | 3 286 | 13 676 | 27 | 7 | 8 | 7 | 3 | 2 | — | — | — | — |
| 4248 | Beer, Wine, and Distilled Alcoholic Beverage Merchant Wholesalers | 169 | 1 663 | 6 717 | 4 | — | — | — | 3 | 1 | — | — | — | — |
| 42482 | Wine and Distilled Alcoholic Beverage Merchant Wholesalers | (C) | (D) | (D) | 2 | — | — | — | 1 | 1 | — | — | — | — |
| 4249 | Miscellaneous Nondurable Goods Merchant Wholesalers | 356 | 3 670 | 14 468 | 27 | 13 | 9 | 2 | 1 | — | 2 | — | — | — |
| 42491 | Farm Supplies Merchant Wholesalers | 261 | 3 077 | 11 793 | 13 | 8 | 2 | 1 | — | — | 2 | — | — | — |
| 424910 | Farm Supplies Merchant Wholesalers | 261 | 3 077 | 11 793 | 13 | 8 | 2 | 1 | — | — | 2 | — | — | — |

See footnotes at end of table.

Table 6. Counties—Employees, Payroll, and Establishments by Industry: 2003—Con.

[Excludes most government employees, railroad employees, and self-employed persons. Size class 1 to 4 includes establishments with payroll, but no employees, during mid-March pay period. (D) denotes figures withheld to avoid disclosing data for individual companies; the data are included in broader industry totals. Detailed industries with 100 or more employees are shown if industry was not a (D). For explanation of terms, abbreviations, and data reliability/comparability, see introductory text]

| NAICS code | Industry | Number of employees for week including March 12 | Payroll (\$1,000) | | Total number of establishments | Number of establishments by employment-size class | | | | | | | | |
|--------------------------------|---|---|-------------------|----------------|--------------------------------|---|------------|------------|-----------|-----------|------------|------------|------------|---------------|
| | | | First quarter | Annual | | 1 to 4 | 5 to 9 | 10 to 19 | 20 to 49 | 50 to 99 | 100 to 249 | 250 to 499 | 500 to 999 | 1,000 or more |
| CASS—Con. | | | | | | | | | | | | | | |
| 42 Wholesale trade—Con. | | | | | | | | | | | | | | |
| 425 | Wholesale Electronic Markets and Agents and Brokers | 227 | 1 610 | 7 002 | 18 | 9 | 4 | 3 | 1 | — | 1 | — | — | — |
| 4251 | Wholesale Electronic Markets and Agents and Brokers | 227 | 1 610 | 7 002 | 18 | 9 | 4 | 3 | 1 | — | 1 | — | — | — |
| 42512 | Wholesale Trade Agents and Brokers | (C) | (D) | (D) | 17 | 8 | 4 | 3 | 1 | — | 1 | — | — | — |
| 44-45 | Retail trade | 11 354 | 54 960 | 226 435 | 643 | 225 | 162 | 130 | 84 | 18 | 21 | 3 | — | — |
| 441 | Motor vehicle & parts dealers | 1 711 | 12 544 | 55 871 | 83 | 30 | 14 | 16 | 15 | 4 | 4 | — | — | — |
| 4411 | Automobile dealers | 919 | 7 678 | 33 010 | 27 | 12 | 3 | 2 | 4 | 3 | 3 | — | — | — |
| 44111 | New car dealers | 887 | 7 521 | 30 305 | 15 | 3 | — | 2 | 4 | 3 | 3 | — | — | — |
| 441110 | New car dealers | 887 | 7 521 | 30 305 | 15 | 3 | — | 2 | 4 | 3 | 3 | — | — | — |
| 4412 | Other motor vehicle dealers | 158 | 898 | 6 081 | 14 | 5 | 3 | 3 | 3 | — | — | — | — | — |
| 44122 | Motorcycle & boat & other MV dealers | (C) | (D) | (D) | 13 | 5 | 3 | 3 | 2 | — | — | — | — | — |
| 4413 | Automotive parts, accessories & tire stores | 634 | 3 968 | 16 780 | 42 | 13 | 8 | 11 | 8 | 1 | 1 | — | — | — |
| 44131 | Automotive parts, accessories & tire stores | 298 | 1 862 | 8 392 | 29 | 12 | 7 | 5 | 5 | — | — | — | — | — |
| 441310 | Automotive parts, accessories & tire stores | 298 | 1 862 | 8 392 | 29 | 12 | 7 | 5 | 5 | — | — | — | — | — |
| 44132 | Tire dealers | 336 | 2 106 | 8 388 | 13 | 1 | 1 | 6 | 3 | 1 | 1 | — | — | — |
| 441320 | Tire dealers | 336 | 2 106 | 8 388 | 13 | 1 | 1 | 6 | 3 | 1 | 1 | — | — | — |
| 442 | Furniture & home furnishing stores | 369 | 2 076 | 8 699 | 31 | 10 | 6 | 9 | 5 | 1 | — | — | — | — |
| 4421 | Furniture stores | 155 | 819 | 3 534 | 9 | 2 | — | 5 | 1 | 1 | — | — | — | — |
| 44211 | Furniture stores | 155 | 819 | 3 534 | 9 | 2 | — | 5 | 1 | 1 | — | — | — | — |
| 442110 | Furniture stores | 155 | 819 | 3 534 | 9 | 2 | — | 5 | 1 | 1 | — | — | — | — |
| 4422 | Home furnishings stores | 214 | 1 257 | 5 165 | 22 | 8 | 6 | 4 | 4 | — | — | — | — | — |
| 44229 | Other home furnishings stores | 116 | 405 | 1 743 | 13 | 5 | 4 | 2 | 2 | — | — | — | — | — |
| 443 | Electronics & appliance stores | 482 | 3 158 | 13 549 | 40 | 18 | 10 | 8 | 2 | 1 | 1 | — | — | — |
| 4431 | Electronics & appliance stores | 482 | 3 158 | 13 549 | 40 | 18 | 10 | 8 | 2 | 1 | 1 | — | — | — |
| 44311 | Appliance, TV & all other electronics stores .. | (E) | (D) | (D) | 21 | 10 | 5 | 4 | 1 | — | 1 | — | — | — |
| 443112 | Radio, television & other electronics stores .. | 240 | 1 328 | 5 303 | 15 | 7 | 2 | 4 | 1 | — | 1 | — | — | — |
| 44312 | Computer & software stores | 210 | 1 688 | 7 665 | 18 | 8 | 5 | 3 | 1 | 1 | — | — | — | — |
| 443120 | Computer & software stores | 210 | 1 688 | 7 665 | 18 | 8 | 5 | 3 | 1 | 1 | — | — | — | — |
| 444 | Bldg material & garden equip & supp dealers | 1 191 | 6 936 | 27 760 | 69 | 29 | 15 | 11 | 9 | 1 | 4 | — | — | — |
| 4441 | Building material & supplies dealers | 909 | 5 549 | 22 412 | 62 | 27 | 14 | 10 | 7 | 1 | 3 | — | — | — |
| 44411 | Home centers | 402 | 2 304 | 8 600 | 3 | — | — | — | — | — | 3 | — | — | — |
| 444110 | Home centers | 402 | 2 304 | 8 600 | 3 | — | — | — | — | — | 3 | — | — | — |
| 44413 | Hardware stores | 168 | 743 | 3 264 | 9 | 3 | — | 2 | 3 | 1 | — | — | — | — |
| 444130 | Hardware stores | 168 | 743 | 3 264 | 9 | 3 | — | 2 | 3 | 1 | — | — | — | — |
| 44419 | Other building material dealers | 304 | 2 314 | 9 683 | 43 | 22 | 9 | 8 | 4 | — | — | — | — | — |
| 444190 | Other building material dealers | 304 | 2 314 | 9 683 | 43 | 22 | 9 | 8 | 4 | — | — | — | — | — |
| 4442 | Lawn & garden equip & supplies stores | 282 | 1 387 | 5 348 | 7 | 2 | 1 | 1 | 2 | — | 1 | — | — | — |
| 44422 | Nursery & garden centers | (E) | (D) | (D) | 6 | 2 | — | 1 | 2 | — | 1 | — | — | — |
| 445 | Food & beverage stores | 1 560 | 4 587 | 18 864 | 57 | 20 | 14 | 7 | 8 | 3 | 5 | — | — | — |
| 4451 | Grocery stores | (G) | (D) | (D) | 20 | 5 | 3 | 1 | 3 | 3 | 5 | — | — | — |
| 44511 | Grocery (except convenience) stores | 1 219 | 3 649 | 14 595 | 18 | 4 | 3 | 1 | 2 | 3 | 5 | — | — | — |
| 445110 | Grocery (except convenience) stores | 1 219 | 3 649 | 14 595 | 18 | 4 | 3 | 1 | 2 | 3 | 5 | — | — | — |
| 4452 | Specialty food stores | (C) | (D) | (D) | 15 | 9 | 2 | 2 | 2 | — | — | — | — | — |
| 44529 | Other specialty food stores | 104 | 204 | 867 | 11 | 7 | 1 | 1 | 2 | — | — | — | — | — |
| 4453 | Beer, wine & liquor stores | 189 | 589 | 2 648 | 22 | 6 | 9 | 4 | 3 | — | — | — | — | — |
| 44531 | Beer, wine & liquor stores | 189 | 589 | 2 648 | 22 | 6 | 9 | 4 | 3 | — | — | — | — | — |
| 445310 | Beer, wine & liquor stores | 189 | 589 | 2 648 | 22 | 6 | 9 | 4 | 3 | — | — | — | — | — |
| 446 | Health & personal care stores | 584 | 3 804 | 15 613 | 53 | 19 | 15 | 10 | 8 | 1 | — | — | — | — |
| 4461 | Health & personal care stores | 584 | 3 804 | 15 613 | 53 | 19 | 15 | 10 | 8 | 1 | — | — | — | — |
| 44611 | Pharmacies & drug stores | 331 | 2 381 | 10 023 | 24 | 1 | 10 | 8 | 5 | — | — | — | — | — |
| 446110 | Pharmacies & drug stores | 331 | 2 381 | 10 023 | 24 | 1 | 10 | 8 | 5 | — | — | — | — | — |
| 44619 | Other health & personal care stores | 118 | 910 | 3 434 | 10 | 7 | 1 | — | 1 | 1 | — | — | — | — |
| 447 | Gasoline stations | 847 | 3 148 | 13 020 | 68 | 15 | 26 | 18 | 7 | 1 | 1 | — | — | — |
| 4471 | Gasoline stations | 847 | 3 148 | 13 020 | 68 | 15 | 26 | 18 | 7 | 1 | 1 | — | — | — |
| 44711 | Gasoline stations with convenience stores .. | 477 | 1 622 | 6 775 | 49 | 8 | 24 | 11 | 6 | — | — | — | — | — |
| 447110 | Gasoline stations with convenience stores .. | 477 | 1 622 | 6 775 | 49 | 8 | 24 | 11 | 6 | — | — | — | — | — |
| 44719 | Other gasoline stations | 370 | 1 526 | 6 245 | 19 | 7 | 2 | 7 | 1 | 1 | 1 | — | — | — |
| 447190 | Other gasoline stations | 370 | 1 526 | 6 245 | 19 | 7 | 2 | 7 | 1 | 1 | 1 | — | — | — |
| 448 | Clothing & clothing accessories stores | 948 | 3 144 | 12 028 | 80 | 20 | 24 | 24 | 11 | 1 | — | — | — | — |
| 4481 | Clothing stores | 749 | 1 956 | 7 950 | 55 | 13 | 13 | 19 | 9 | 1 | — | — | — | — |
| 44812 | Women's clothing stores | 165 | 458 | 1 808 | 15 | 1 | 5 | 8 | 1 | — | — | — | — | — |
| 448120 | Women's clothing stores | 165 | 458 | 1 808 | 15 | 1 | 5 | 8 | 1 | — | — | — | — | — |
| 44814 | Family clothing stores | 343 | 840 | 3 269 | 17 | 4 | 3 | 5 | 4 | 1 | — | — | — | — |
| 448140 | Family clothing stores | 343 | 840 | 3 269 | 17 | 4 | 3 | 5 | 4 | 1 | — | — | — | — |
| 44819 | Other clothing stores | 113 | 323 | 1 266 | 10 | 4 | 3 | — | 3 | — | — | — | — | — |
| 448190 | Other clothing stores | 113 | 323 | 1 266 | 10 | 4 | 3 | — | 3 | — | — | — | — | — |
| 4483 | Jewelry, luggage & leather goods stores | 110 | 945 | 3 010 | 11 | 3 | 3 | 3 | 2 | — | — | — | — | — |
| 44831 | Jewelry stores | 110 | 945 | 3 010 | 11 | 3 | 3 | 3 | 2 | — | — | — | — | — |
| 448310 | Jewelry stores | 110 | 945 | 3 010 | 11 | 3 | 3 | 3 | 2 | — | — | — | — | — |
| 451 | Sporting goods, hobby, book & music stores | 612 | 2 311 | 8 877 | 43 | 16 | 11 | 8 | 7 | — | 1 | — | — | — |
| 4511 | Sporting goods, hobby, musical instrument stores | 468 | 1 936 | 7 410 | 33 | 12 | 11 | 4 | 5 | — | 1 | — | — | — |
| 45111 | Sporting goods stores | 248 | 1 271 | 4 760 | 14 | 6 | 5 | 1 | 1 | — | 1 | — | — | — |
| 451110 | Sporting goods stores | 248 | 1 271 | 4 760 | 14 | 6 | 5 | 1 | 1 | — | 1 | — | — | — |
| 45112 | Hobby, toy & game stores | 130 | 394 | 1 603 | 10 | 4 | 3 | — | 3 | — | — | — | — | — |
| 451120 | Hobby, toy & game stores | 130 | 394 | 1 603 | 10 | 4 | 3 | — | 3 | — | — | — | — | — |
| 4512 | Book, periodical & music stores | 144 | 375 | 1 467 | 10 | 4 | — | 4 | 2 | — | — | — | — | — |

See footnotes at end of table.

Table 6. Counties—Employees, Payroll, and Establishments by Industry: 2003—Con.

[Excludes most government employees, railroad employees, and self-employed persons. Size class 1 to 4 includes establishments with payroll, but no employees, during mid-March pay period. (D) denotes figures withheld to avoid disclosing data for individual companies; the data are included in broader industry totals. Detailed industries with 100 or more employees are shown if industry was not a (D). For explanation of terms, abbreviations, and data reliability/comparability, see introductory text]

| NAICS code | Industry | Number of employees for week including March 12 | Payroll (\$1,000) | | Total number of establishments | Number of establishments by employment-size class | | | | | | | | |
|--------------------------------|--|---|-------------------|----------------|--------------------------------|---|-----------|-----------|-----------|----------|------------|------------|------------|---------------|
| | | | First quarter | Annual | | 1 to 4 | 5 to 9 | 10 to 19 | 20 to 49 | 50 to 99 | 100 to 249 | 250 to 499 | 500 to 999 | 1,000 or more |
| CASS—Con. | | | | | | | | | | | | | | |
| 44-45 Retail trade—Con. | | | | | | | | | | | | | | |
| 452 | General merchandise stores | 1 777 | 7 049 | 27 147 | 19 | 4 | 1 | 2 | 1 | 4 | 5 | 2 | — | — |
| 4521 | Department stores | 1 490 | 5 846 | 22 245 | 10 | — | — | — | 1 | 3 | 4 | 2 | — | — |
| 45211 | Department stores | 1 490 | 5 846 | 22 245 | 10 | — | — | — | 1 | 3 | 4 | 2 | — | — |
| 452111 | Department Stores (except Discount Department Stores) | 596 | 2 301 | 8 689 | 4 | — | — | — | — | 1 | 2 | 1 | — | — |
| 452112 | Discount Department Stores | 894 | 3 545 | 13 556 | 6 | — | — | — | 1 | 2 | 2 | 1 | — | — |
| 4529 | Other general merchandise stores | 287 | 1 203 | 4 902 | 9 | 4 | 1 | 2 | — | 1 | 1 | — | — | — |
| 45291 | Warehouse clubs & superstores | (C) | (D) | (D) | 1 | — | — | — | — | 1 | — | — | — | — |
| 45299 | All other general merchandise stores | (C) | (D) | (D) | 8 | 4 | 1 | 2 | — | 1 | — | — | — | — |
| 453 | Miscellaneous store retailers | 593 | 2 465 | 9 849 | 66 | 29 | 16 | 14 | 6 | 1 | — | — | — | — |
| 4532 | Office supplies, stationery & gift stores | 224 | 984 | 3 658 | 23 | 8 | 6 | 7 | 1 | 1 | — | — | — | — |
| 45321 | Office supplies & stationery stores | 108 | 688 | 2 326 | 5 | 1 | — | 2 | 1 | 1 | — | — | — | — |
| 453210 | Office supplies & stationery stores | 108 | 688 | 2 326 | 5 | 1 | — | 2 | 1 | 1 | — | — | — | — |
| 45322 | Gift, novelty & souvenir stores | 116 | 296 | 1 332 | 18 | 7 | 6 | 5 | — | — | — | — | — | — |
| 453220 | Gift, novelty & souvenir stores | 116 | 296 | 1 332 | 18 | 7 | 6 | 5 | — | — | — | — | — | — |
| 4539 | Other miscellaneous store retailers | 228 | 1 077 | 4 464 | 24 | 11 | 7 | 3 | 3 | — | — | — | — | — |
| 45399 | All other miscellaneous store retailers | 134 | 765 | 3 079 | 15 | 6 | 5 | 3 | 1 | — | — | — | — | — |
| 453998 | All other misc store retailers (exc tobacco) | 104 | 658 | 2 663 | 9 | 3 | 2 | 3 | 1 | — | — | — | — | — |
| 454 | Nonstore retailers | 680 | 3 738 | 15 158 | 34 | 15 | 10 | 3 | 5 | — | — | 1 | — | — |
| 4541 | Electronic shopping & mail-order houses | 436 | 2 394 | 9 598 | 6 | 3 | — | 1 | 1 | — | — | 1 | — | — |
| 45411 | Electronic shopping & mail-order houses | 436 | 2 394 | 9 598 | 6 | 3 | — | 1 | 1 | — | — | 1 | — | — |
| 4543 | Direct selling establishments | (C) | (D) | (D) | 25 | 11 | 9 | 2 | 3 | — | — | — | — | — |
| 45439 | Other direct selling establishments | 166 | 895 | 3 844 | 21 | 10 | 6 | 2 | 3 | — | — | — | — | — |
| 454390 | Other direct selling establishments | 166 | 895 | 3 844 | 21 | 10 | 6 | 2 | 3 | — | — | — | — | — |
| 48-49 | Transportation & warehousing | 2 819 | 19 588 | 84 220 | 214 | 104 | 44 | 35 | 22 | 3 | 5 | 1 | — | — |
| 484 | Truck transportation | 1 889 | 13 759 | 60 312 | 149 | 76 | 26 | 25 | 16 | 2 | 3 | 1 | — | — |
| 4841 | General freight trucking | 1 663 | 12 655 | 54 511 | 100 | 42 | 19 | 20 | 13 | 2 | 3 | 1 | — | — |
| 48411 | General freight trucking, local | 106 | 699 | 2 959 | 19 | 11 | 3 | 4 | 1 | — | — | — | — | — |
| 484110 | General freight trucking, local | 106 | 699 | 2 959 | 19 | 11 | 3 | 4 | 1 | — | — | — | — | — |
| 48412 | General freight trucking, long-distance | 1 557 | 11 956 | 51 552 | 81 | 31 | 16 | 16 | 12 | 2 | 3 | 1 | — | — |
| 484121 | General freight trucking, long-distance, TL | 1 160 | 8 521 | 36 363 | 65 | 29 | 14 | 10 | 8 | 1 | 2 | 1 | — | — |
| 484122 | General freight trucking, long-distance, LTL | 397 | 3 435 | 15 189 | 16 | 2 | 2 | 6 | 4 | 1 | 1 | — | — | — |
| 4842 | Specialized freight trucking | 226 | 1 104 | 5 801 | 49 | 34 | 7 | 5 | 3 | — | — | — | — | — |
| 485 | Transit & ground passenger transportation | 284 | 851 | 3 378 | 11 | 2 | 4 | 2 | 1 | 1 | 1 | — | — | — |
| 4853 | Taxi & limousine service | (C) | (D) | (D) | 7 | 2 | 3 | 1 | — | 1 | — | — | — | — |
| 4854 | School & employee bus transportation | (C) | (D) | (D) | 1 | — | — | — | — | — | 1 | — | — | — |
| 48541 | School & employee bus transportation | (C) | (D) | (D) | 1 | — | — | — | — | — | 1 | — | — | — |
| 488 | Transportation support activities | 154 | 948 | 3 998 | 23 | 10 | 9 | 3 | 1 | — | — | — | — | — |
| 492 | Couriers & messengers | 338 | 2 866 | 11 858 | 16 | 10 | 2 | 1 | 2 | — | 1 | — | — | — |
| 4921 | Couriers | (E) | (D) | (D) | 9 | 5 | 1 | — | 2 | — | 1 | — | — | — |
| 49211 | Couriers | (E) | (D) | (D) | 9 | 5 | 1 | — | 2 | — | 1 | — | — | — |
| 51 | Information | 3 073 | 34 378 | 147 074 | 92 | 34 | 16 | 16 | 12 | 6 | 5 | 2 | 1 | — |
| 511 | Publishing industries | 1 585 | 21 896 | 97 479 | 26 | 10 | 2 | 6 | 3 | — | 3 | 1 | 1 | — |
| 5111 | Newspaper, periodical, book, database publishers | (E) | (D) | (D) | 13 | 5 | 1 | 5 | 1 | — | — | 1 | — | — |
| 51111 | Newspaper publishers | (E) | (D) | (D) | 4 | 1 | — | 2 | — | — | — | 1 | — | — |
| 5112 | Software publishers | (G) | (D) | (D) | 13 | 5 | 1 | 1 | 2 | — | 3 | — | 1 | — |
| 51121 | Software publishers | (G) | (D) | (D) | 13 | 5 | 1 | 1 | 2 | — | 3 | — | 1 | — |
| 512 | Motion picture & sound recording industries | (C) | (D) | (D) | 8 | 1 | 2 | 3 | 2 | — | — | — | — | — |
| 5121 | Motion picture & video industries | 116 | 427 | 1 622 | 7 | 1 | 1 | 3 | 2 | — | — | — | — | — |
| 515 | Broadcasting (except Internet) | 579 | 4 336 | 17 307 | 18 | 5 | 2 | 3 | 2 | 5 | 1 | — | — | — |
| 5151 | Radio and Television Broadcasting | 579 | 4 336 | 17 307 | 18 | 5 | 2 | 3 | 2 | 5 | 1 | — | — | — |
| 51511 | Radio Broadcasting | 207 | 1 784 | 7 399 | 13 | 5 | 2 | 3 | 2 | 1 | — | — | — | — |
| 515112 | Radio Stations | 207 | 1 784 | 7 399 | 13 | 5 | 2 | 3 | 2 | 1 | — | — | — | — |
| 51512 | Television Broadcasting | 372 | 2 552 | 9 908 | 5 | — | — | — | — | 4 | 1 | — | — | — |
| 515120 | Television Broadcasting | 372 | 2 552 | 9 908 | 5 | — | — | — | — | 4 | 1 | — | — | — |
| 517 | Telecommunications | 435 | 4 534 | 18 161 | 31 | 15 | 8 | 3 | 3 | 1 | 1 | — | — | — |
| 5171 | Wired Telecommunications Carriers | 221 | 2 703 | 10 544 | 13 | 6 | 4 | — | 2 | — | 1 | — | — | — |
| 51711 | Wired Telecommunications Carriers | 221 | 2 703 | 10 544 | 13 | 6 | 4 | — | 2 | — | 1 | — | — | — |
| 517110 | Wired Telecommunications Carriers | 221 | 2 703 | 10 544 | 13 | 6 | 4 | — | 2 | — | 1 | — | — | — |
| 5172 | Wireless Telecommunications Carriers (except Satellite) | 117 | 939 | 3 941 | 12 | 5 | 3 | 3 | 1 | — | — | — | — | — |
| 51721 | Wireless Telecommunications Carriers (except Satellite) | 117 | 939 | 3 941 | 12 | 5 | 3 | 3 | 1 | — | — | — | — | — |
| 518 | Internet Service Providers, Web Search Portals, and Data Processing Serv | 339 | 3 088 | 12 060 | 7 | 2 | 1 | 1 | 2 | — | — | 1 | — | — |
| 5182 | Data Processing, Hosting, and Related Services | 339 | 3 088 | 12 060 | 7 | 2 | 1 | 1 | 2 | — | — | 1 | — | — |
| 51821 | Data Processing, Hosting, and Related Services | 339 | 3 088 | 12 060 | 7 | 2 | 1 | 1 | 2 | — | — | 1 | — | — |
| 518210 | Data Processing, Hosting, and Related Services | 339 | 3 088 | 12 060 | 7 | 2 | 1 | 1 | 2 | — | — | 1 | — | — |

See footnotes at end of table.

Table 6. Counties—Employees, Payroll, and Establishments by Industry: 2003—Con.

[Excludes most government employees, railroad employees, and self-employed persons. Size class 1 to 4 includes establishments with payroll, but no employees, during mid-March pay period. (D) denotes figures withheld to avoid disclosing data for individual companies; the data are included in broader industry totals. Detailed industries with 100 or more employees are shown if industry was not a (D). For explanation of terms, abbreviations, and data reliability/comparability, see introductory text]

| NAICS code | Industry | Number of employees for week including March 12 | Payroll (\$1,000) | | Total number of establishments | Number of establishments by employment-size class | | | | | | | | |
|------------------|--|---|-------------------|----------------|--------------------------------|---|-----------|-----------|-----------|-----------|------------|------------|------------|---------------|
| | | | First quarter | Annual | | 1 to 4 | 5 to 9 | 10 to 19 | 20 to 49 | 50 to 99 | 100 to 249 | 250 to 499 | 500 to 999 | 1,000 or more |
| CASS—Con. | | | | | | | | | | | | | | |
| 52 | Finance & insurance | 5 970 | 61 827 | 237 110 | 376 | 230 | 64 | 37 | 27 | 12 | 4 | — | 1 | 1 |
| 522 | Credit intermediation & related activities | 2 841 | 26 452 | 94 769 | 137 | 51 | 41 | 22 | 12 | 7 | 3 | — | 1 | — |
| 5221 | Depository credit intermediation | 2 531 | 21 253 | 77 637 | 86 | 24 | 27 | 14 | 11 | 6 | 3 | — | 1 | — |
| 52211 | Commercial banking | 2 251 | 18 307 | 67 336 | 61 | 14 | 18 | 10 | 10 | 6 | 2 | — | 1 | — |
| 522110 | Commercial banking | 2 251 | 18 307 | 67 336 | 61 | 14 | 18 | 10 | 10 | 6 | 2 | — | 1 | — |
| 52212 | Savings institutions | (C) | (D) | (D) | 9 | 1 | 3 | 3 | 1 | — | 1 | — | — | — |
| 5222 | Nondepository credit intermediation | 218 | 4 192 | 12 437 | 32 | 15 | 10 | 5 | 1 | 1 | — | — | — | — |
| 52229 | Other nondepository credit intermediation | 175 | 3 476 | 9 673 | 24 | 11 | 8 | 3 | 1 | 1 | — | — | — | — |
| 523 | Security, commodity contracts & like activity | 438 | 8 866 | 30 837 | 66 | 54 | 5 | 2 | 4 | — | 1 | — | — | — |
| 5231 | Scrt'y & comdty contracts intermed & brokerage | 168 | 2 996 | 12 081 | 43 | 35 | 3 | 2 | 3 | — | — | — | — | — |
| 52312 | Securities brokerage | (C) | (D) | (D) | 41 | 33 | 3 | 2 | 3 | — | — | — | — | — |
| 5239 | Other financial investment activities | 270 | 5 870 | 18 756 | 23 | 19 | 2 | — | 1 | — | 1 | — | — | — |
| 52392 | Portfolio management | (C) | (D) | (D) | 7 | 4 | 1 | — | 1 | — | 1 | — | — | — |
| 524 | Insurance carriers & related activities | 2 691 | 26 509 | 111 504 | 173 | 125 | 18 | 13 | 11 | 5 | — | — | — | 1 |
| 5241 | Insurance carriers | 1 981 | 20 099 | 84 557 | 38 | 21 | 4 | 5 | 4 | 3 | — | — | — | 1 |
| 52411 | Direct life, health, medical insurance carriers | (G) | (D) | (D) | 20 | 9 | 4 | 3 | 2 | 1 | — | — | — | 1 |
| 52412 | Other direct insurance carriers | (E) | (D) | (D) | 18 | 12 | — | 2 | 2 | 2 | — | — | — | — |
| 5242 | Agencies & other insurance related activities | 710 | 6 410 | 26 947 | 135 | 104 | 14 | 8 | 7 | 2 | — | — | — | — |
| 52421 | Insurance agencies & brokerages | 602 | 4 976 | 22 325 | 128 | 102 | 12 | 6 | 7 | 1 | — | — | — | — |
| 524210 | Insurance agencies & brokerages | 602 | 4 976 | 22 325 | 128 | 102 | 12 | 6 | 7 | 1 | — | — | — | — |
| 52429 | Other insurance related activities | 108 | 1 434 | 4 622 | 7 | 2 | 2 | 2 | — | 1 | — | — | — | — |
| 53 | Real estate & rental & leasing | 1 393 | 7 113 | 30 485 | 196 | 132 | 33 | 19 | 7 | 3 | 2 | — | — | — |
| 531 | Real estate | 1 031 | 4 407 | 19 137 | 145 | 109 | 20 | 7 | 4 | 3 | 2 | — | — | — |
| 5311 | Lessors of real estate | 330 | 1 389 | 5 813 | 73 | 53 | 13 | 4 | 2 | 1 | — | — | — | — |
| 53111 | Lessors of residential buildings & dwellings | 183 | 641 | 2 853 | 41 | 30 | 7 | 2 | 2 | — | — | — | — | — |
| 531110 | Lessors of residential buildings & dwellings | 183 | 641 | 2 853 | 41 | 30 | 7 | 2 | 2 | — | — | — | — | — |
| 53112 | Lessors of nonres bldg (exc min Warehouses) | 131 | 694 | 2 659 | 22 | 14 | 5 | 2 | — | 1 | — | — | — | — |
| 531120 | Lessors of nonres bldg (exc min Warehouses) | 131 | 694 | 2 659 | 22 | 14 | 5 | 2 | — | 1 | — | — | — | — |
| 5312 | Offices of real estate agents & brokers | 222 | 1 248 | 5 370 | 40 | 34 | 3 | 1 | 1 | — | 1 | — | — | — |
| 53121 | Offices of real estate agents & brokers | 222 | 1 248 | 5 370 | 40 | 34 | 3 | 1 | 1 | — | 1 | — | — | — |
| 531210 | Offices of real estate agents & brokers | 222 | 1 248 | 5 370 | 40 | 34 | 3 | 1 | 1 | — | 1 | — | — | — |
| 5313 | Activities related to real estate | 479 | 1 770 | 7 954 | 32 | 22 | 4 | 2 | 1 | 2 | 1 | — | — | — |
| 53131 | Real estate property managers | 443 | 1 435 | 6 271 | 18 | 11 | 1 | 2 | 1 | 2 | 1 | — | — | — |
| 532 | Rental & leasing services | (E) | (D) | (D) | 49 | 21 | 13 | 12 | 3 | — | — | — | — | — |
| 5321 | Automotive equipment rental & leasing | 101 | 654 | 2 758 | 16 | 7 | 3 | 6 | — | — | — | — | — | — |
| 5322 | Consumer goods rental | 123 | 653 | 2 721 | 17 | 7 | 6 | 3 | 1 | — | — | — | — | — |
| 5324 | Commercial, industrial equip rental & leasing | 132 | 1 330 | 5 641 | 14 | 5 | 4 | 3 | 2 | — | — | — | — | — |
| 54 | Professional, scientific & technical services | 4 694 | 39 512 | 175 485 | 365 | 224 | 53 | 48 | 29 | 5 | 3 | 2 | — | 1 |
| 541 | Professional, scientific & technical services | 4 694 | 39 512 | 175 485 | 365 | 224 | 53 | 48 | 29 | 5 | 3 | 2 | — | 1 |
| 5411 | Legal services | 467 | 4 930 | 26 580 | 64 | 39 | 10 | 9 | 5 | 1 | — | — | — | — |
| 54111 | Offices of lawyers | (E) | (D) | (D) | 63 | 39 | 10 | 8 | 5 | 1 | — | — | — | — |
| 5412 | Accounting, tax prep, bookkeep, payroll services | 692 | 5 187 | 19 441 | 62 | 39 | 11 | 7 | 2 | 1 | 2 | — | — | — |
| 54121 | Accounting, tax prep, bookkeep, payroll services | 692 | 5 187 | 19 441 | 62 | 39 | 11 | 7 | 2 | 1 | 2 | — | — | — |
| 541211 | Offices of certified public accountants | 349 | 3 346 | 12 824 | 33 | 24 | 5 | 2 | 1 | — | 1 | — | — | — |
| 541219 | Other accounting services | 237 | 1 516 | 5 644 | 16 | 11 | 3 | — | — | 1 | 1 | — | — | — |
| 5413 | Architectural, engineering & related services | 739 | 6 394 | 35 066 | 51 | 19 | 9 | 12 | 9 | 1 | 1 | — | — | — |
| 54131 | Architectural services | 168 | 1 396 | 6 882 | 18 | 7 | 2 | 7 | 2 | — | — | — | — | — |
| 541310 | Architectural services | 168 | 1 396 | 6 882 | 18 | 7 | 2 | 7 | 2 | — | — | — | — | — |
| 54133 | Engineering services | 459 | 4 371 | 24 584 | 22 | 6 | 6 | 3 | 5 | 1 | 1 | — | — | — |
| 541330 | Engineering services | 459 | 4 371 | 24 584 | 22 | 6 | 6 | 3 | 5 | 1 | 1 | — | — | — |
| 5415 | Computer systems design & related services | 705 | 5 770 | 25 428 | 43 | 25 | 7 | 6 | 3 | 1 | — | 1 | — | — |
| 54151 | Computer systems design & related services | 705 | 5 770 | 25 428 | 43 | 25 | 7 | 6 | 3 | 1 | — | 1 | — | — |
| 541511 | Custom computer programming services | 248 | 3 302 | 14 486 | 17 | 5 | 5 | 3 | 3 | 1 | — | — | — | — |
| 5416 | Management, sci & tech consulting services | 1 215 | 10 873 | 42 532 | 56 | 48 | 3 | 2 | 2 | — | — | — | — | 1 |
| 54161 | Management consulting services | 1 202 | 10 793 | 42 062 | 47 | 40 | 2 | 2 | 2 | — | — | — | — | 1 |
| 541611 | Admin & gen management consulting services | 1 142 | 10 239 | 39 465 | 25 | 20 | 1 | 2 | 1 | — | — | — | — | 1 |
| 5417 | Scientific R&D services | 335 | 2 559 | 10 449 | 11 | 6 | 2 | 1 | 1 | — | — | 1 | — | — |
| 54171 | R&D in physical, engineering & life sciences | (E) | (D) | (D) | 9 | 4 | 2 | 1 | 1 | — | — | 1 | — | — |
| 5418 | Advertising & related services | 208 | 1 871 | 7 491 | 26 | 13 | 4 | 6 | 3 | — | — | — | — | — |
| 54181 | Advertising agencies | 102 | 1 172 | 4 592 | 8 | 3 | 1 | 2 | 2 | — | — | — | — | — |
| 541810 | Advertising agencies | 102 | 1 172 | 4 592 | 8 | 3 | 1 | 2 | 2 | — | — | — | — | — |
| 5419 | Oth professional, scientific, technical services | 290 | 1 678 | 7 415 | 33 | 19 | 4 | 5 | 4 | 1 | — | — | — | — |
| 54194 | Veterinary services | 100 | 573 | 3 041 | 6 | 1 | — | 2 | 3 | — | — | — | — | — |
| 541940 | Veterinary services | 100 | 573 | 3 041 | 6 | 1 | — | 2 | 3 | — | — | — | — | — |
| 55 | Management of companies & enterprises | 1 951 | 27 909 | 116 063 | 39 | 13 | 6 | 6 | 4 | 6 | 3 | — | 1 | — |
| 551 | Management of companies & enterprises | 1 951 | 27 909 | 116 063 | 39 | 13 | 6 | 6 | 4 | 6 | 3 | — | 1 | — |
| 5511 | Management of companies & enterprises | 1 951 | 27 909 | 116 063 | 39 | 13 | 6 | 6 | 4 | 6 | 3 | — | 1 | — |
| 55111 | Management of companies & enterprises | 1 951 | 27 909 | 116 063 | 39 | 13 | 6 | 6 | 4 | 6 | 3 | — | 1 | — |

See footnotes at end of table.

Table 6. Counties—Employees, Payroll, and Establishments by Industry: 2003—Con.

[Excludes most government employees, railroad employees, and self-employed persons. Size class 1 to 4 includes establishments with payroll, but no employees, during mid-March pay period. (D) denotes figures withheld to avoid disclosing data for individual companies; the data are included in broader industry totals. Detailed industries with 100 or more employees are shown if industry was not a (D). For explanation of terms, abbreviations, and data reliability/comparability, see introductory text]

| NAICS code | Industry | Number of employees for week including March 12 | Payroll (\$1,000) | | Total number of establishments | Number of establishments by employment-size class | | | | | | | | |
|------------------|---|---|-------------------|----------------|--------------------------------|---|-----------|-----------|-----------|-----------|------------|------------|------------|---------------|
| | | | First quarter | Annual | | 1 to 4 | 5 to 9 | 10 to 19 | 20 to 49 | 50 to 99 | 100 to 249 | 250 to 499 | 500 to 999 | 1,000 or more |
| CASS—Con. | | | | | | | | | | | | | | |
| 56 | Admin. support, waste mgmt, remediation services | 3 817 | 15 829 | 62 886 | 206 | 111 | 37 | 25 | 13 | 10 | 6 | 4 | — | — |
| 561 | Administrative & support services | (H) | (D) | (D) | 195 | 102 | 36 | 24 | 13 | 10 | 6 | 4 | — | — |
| 5611 | Office administrative services | 235 | 2 075 | 7 399 | 11 | 2 | 2 | 4 | 2 | 1 | — | — | — | — |
| 56111 | Office administrative services | 235 | 2 075 | 7 399 | 11 | 2 | 2 | 4 | 2 | 1 | — | — | — | — |
| 561110 | Office administrative services | 235 | 2 075 | 7 399 | 11 | 2 | 2 | 4 | 2 | 1 | — | — | — | — |
| 5613 | Employment services | 1 423 | 5 389 | 21 780 | 19 | 3 | 1 | 2 | 4 | 3 | 4 | 2 | — | — |
| 56132 | Temporary help services | 1 303 | 4 901 | 19 467 | 15 | 1 | 1 | 1 | 4 | 3 | 3 | 2 | — | — |
| 561320 | Temporary help services | 1 303 | 4 901 | 19 467 | 15 | 1 | 1 | 1 | 4 | 3 | 3 | 2 | — | — |
| 56133 | Employee leasing services | (C) | (D) | (D) | 1 | — | — | — | — | — | 1 | — | — | — |
| 5614 | Business support services | 558 | 1 603 | 6 179 | 20 | 9 | 3 | 4 | 1 | 1 | 1 | 1 | — | — |
| 56142 | Telephone call centers | (C) | (D) | (D) | 2 | — | 1 | — | — | — | 1 | — | — | — |
| 56144 | Collection agencies | 279 | 506 | 2 006 | 5 | 2 | 1 | 1 | — | — | — | 1 | — | — |
| 561440 | Collection agencies | 279 | 506 | 2 006 | 5 | 2 | 1 | 1 | — | — | — | 1 | — | — |
| 56149 | Other business support services | 111 | 290 | 1 323 | 6 | 4 | — | 1 | — | 1 | — | — | — | — |
| 5615 | Travel arrangement & reservation services | 401 | 2 669 | 7 765 | 9 | 2 | 3 | 2 | 1 | — | — | 1 | — | — |
| 56151 | Travel agencies | (E) | (D) | (D) | 6 | 1 | 3 | 1 | — | — | — | 1 | — | — |
| 5616 | Investigation & security services | 234 | 1 435 | 6 444 | 20 | 8 | 4 | 4 | 3 | 1 | — | — | — | — |
| 56161 | Investigation, guard & armored car services | 149 | 538 | 2 379 | 13 | 5 | 3 | 3 | 1 | 1 | — | — | — | — |
| 561612 | Security guards & patrol services | 112 | 344 | 1 555 | 7 | 1 | 3 | 1 | 1 | 1 | — | — | — | — |
| 5617 | Services to buildings & dwellings | 623 | 1 737 | 9 449 | 103 | 73 | 18 | 6 | 2 | 4 | — | — | — | — |
| 56172 | Janitorial services | 427 | 966 | 4 187 | 38 | 24 | 7 | 1 | 2 | 4 | — | — | — | — |
| 561720 | Janitorial services | 427 | 966 | 4 187 | 38 | 24 | 7 | 1 | 2 | 4 | — | — | — | — |
| 5619 | Other support services | (E) | (D) | (D) | 13 | 5 | 5 | 2 | — | — | 1 | — | — | — |
| 56199 | All other support services | (E) | (D) | (D) | 13 | 5 | 5 | 2 | — | — | 1 | — | — | — |
| 61 | Educational services | 472 | 2 046 | 10 044 | 29 | 18 | — | 5 | 3 | 2 | 1 | — | — | — |
| 611 | Educational services | 472 | 2 046 | 10 044 | 29 | 18 | — | 5 | 3 | 2 | 1 | — | — | — |
| 6111 | Elementary & secondary schools | 233 | 1 124 | 4 431 | 8 | 4 | — | 2 | — | 1 | 1 | — | — | — |
| 61111 | Elementary & secondary schools | 233 | 1 124 | 4 431 | 8 | 4 | — | 2 | — | 1 | 1 | — | — | — |
| 611110 | Elementary & secondary schools | 233 | 1 124 | 4 431 | 8 | 4 | — | 2 | — | 1 | 1 | — | — | — |
| 6116 | Other schools & instruction | 127 | 273 | 1 213 | 10 | 7 | — | 1 | 1 | 1 | — | — | — | — |
| 61162 | Sports & recreation instruction | (C) | (D) | (D) | 4 | 2 | — | — | 1 | 1 | — | — | — | — |
| 62 | Health care and social assistance | 11 920 | 106 480 | 438 128 | 356 | 149 | 77 | 52 | 38 | 16 | 15 | 5 | 3 | 1 |
| 621 | Ambulatory health care services | 4 282 | 53 264 | 231 486 | 223 | 102 | 55 | 31 | 17 | 8 | 6 | 3 | 1 | — |
| 6211 | Offices of physicians | 2 209 | 36 276 | 158 266 | 67 | 28 | 16 | 4 | 10 | 4 | 2 | 2 | 1 | — |
| 62111 | Offices of physicians | 2 209 | 36 276 | 158 266 | 67 | 28 | 16 | 4 | 10 | 4 | 2 | 2 | 1 | — |
| 6212 | Offices of dentists | 435 | 3 601 | 17 263 | 65 | 19 | 28 | 18 | — | — | — | — | — | — |
| 62121 | Offices of dentists | 435 | 3 601 | 17 263 | 65 | 19 | 28 | 18 | — | — | — | — | — | — |
| 621210 | Offices of dentists | 435 | 3 601 | 17 263 | 65 | 19 | 28 | 18 | — | — | — | — | — | — |
| 6213 | Offices of other health practitioners | (E) | (D) | (D) | 55 | 47 | 5 | 2 | — | — | 1 | — | — | — |
| 62134 | Offices of PT, OT, speech therapy & audiology | (C) | (D) | (D) | 9 | 8 | — | — | — | — | 1 | — | — | — |
| 6214 | Outpatient care centers | 607 | 3 544 | 15 453 | 13 | 2 | 3 | 2 | 4 | 1 | — | 1 | — | — |
| 62142 | Outpatient mental health, substance abuse ctrs | (E) | (D) | (D) | 3 | — | 1 | — | 1 | — | — | 1 | — | — |
| 62149 | Other outpatient care centers | 162 | 1 131 | 5 233 | 8 | 2 | 1 | 1 | 3 | 1 | — | — | — | — |
| 6215 | Medical & diagnostic laboratories | (E) | (D) | (D) | 8 | 1 | 1 | 2 | 2 | 1 | 1 | — | — | — |
| 62151 | Medical & diagnostic laboratories | (E) | (D) | (D) | 8 | 1 | 1 | 2 | 2 | 1 | 1 | — | — | — |
| 6216 | Home health care services | 165 | 856 | 3 362 | 5 | — | 1 | 2 | 1 | — | 1 | — | — | — |
| 62161 | Home health care services | 165 | 856 | 3 362 | 5 | — | 1 | 2 | 1 | — | 1 | — | — | — |
| 621610 | Home health care services | 165 | 856 | 3 362 | 5 | — | 1 | 2 | 1 | — | 1 | — | — | — |
| 6219 | Other ambulatory health care services | 250 | 3 308 | 14 380 | 10 | 5 | 1 | 1 | — | 2 | 1 | — | — | — |
| 62199 | All other ambulatory health care services | (C) | (D) | (D) | 6 | 3 | — | 1 | — | 1 | 1 | — | — | — |
| 622 | Hospitals | (H) | (D) | (D) | 4 | — | — | — | — | — | 1 | — | 2 | 1 |
| 6221 | General medical & surgical hospitals | 3 939 | 38 418 | 144 833 | 3 | — | — | — | — | — | — | — | 2 | 1 |
| 62211 | General medical & surgical hospitals | 3 939 | 38 418 | 144 833 | 3 | — | — | — | — | — | — | — | 2 | 1 |
| 622110 | General medical & surgical hospitals | 3 939 | 38 418 | 144 833 | 3 | — | — | — | — | — | — | — | 2 | 1 |
| 6223 | Other specialty hospitals | (C) | (D) | (D) | 1 | — | — | — | — | — | 1 | — | — | — |
| 62231 | Other specialty hospitals | (C) | (D) | (D) | 1 | — | — | — | — | — | 1 | — | — | — |
| 623 | Nursing & residential care facilities | 2 027 | 8 947 | 37 362 | 31 | 3 | 5 | 5 | 9 | 2 | 5 | 2 | — | — |
| 6231 | Nursing care facilities | 1 182 | 5 385 | 22 628 | 6 | — | — | — | — | — | 5 | 1 | — | — |
| 62311 | Nursing care facilities | 1 182 | 5 385 | 22 628 | 6 | — | — | — | — | — | 5 | 1 | — | — |
| 623110 | Nursing care facilities | 1 182 | 5 385 | 22 628 | 6 | — | — | — | — | — | 5 | 1 | — | — |
| 6232 | Residential mental retardation, health facil | 495 | 2 261 | 9 386 | 15 | 1 | 5 | 4 | 4 | — | — | 1 | — | — |
| 62321 | Residential mental retardation facilities | 413 | 1 800 | 7 582 | 12 | 1 | 4 | 4 | 2 | — | — | 1 | — | — |
| 623210 | Residential mental retardation facilities | 413 | 1 800 | 7 582 | 12 | 1 | 4 | 4 | 2 | — | — | 1 | — | — |
| 6233 | Community care facilities for the elderly | 219 | 716 | 3 000 | 5 | 1 | — | — | 2 | 2 | — | — | — | — |
| 62331 | Community care facilities for the elderly | 219 | 716 | 3 000 | 5 | 1 | — | — | 2 | 2 | — | — | — | — |
| 6239 | Other residential care facilities | 131 | 585 | 2 348 | 5 | 1 | — | 1 | 3 | — | — | — | — | — |
| 62399 | Other residential care facilities | 131 | 585 | 2 348 | 5 | 1 | — | 1 | 3 | — | — | — | — | — |
| 623990 | Other residential care facilities | 131 | 585 | 2 348 | 5 | 1 | — | 1 | 3 | — | — | — | — | — |
| 624 | Social assistance | (G) | (D) | (D) | 98 | 44 | 17 | 16 | 12 | 6 | 3 | — | — | — |
| 6241 | Individual & family services | 720 | 3 101 | 12 725 | 30 | 10 | 7 | 4 | 4 | 3 | 2 | — | — | — |
| 62412 | Services for elderly & disabled persons | (C) | (D) | (D) | 11 | 4 | 3 | 1 | 2 | — | 1 | — | — | — |
| 62419 | Other individual & family services | 435 | 2 025 | 8 250 | 16 | 5 | 3 | 3 | 1 | 3 | 1 | — | — | — |
| 624190 | Other individual & family services | 435 | 2 025 | 8 250 | 16 | 5 | 3 | 3 | 1 | 3 | 1 | — | — | — |
| 6243 | Vocational rehabilitation services | 171 | 223 | 1 096 | 5 | 3 | — | — | — | 1 | 1 | — | — | — |
| 62431 | Vocational rehabilitation services | 171 | 223 | 1 096 | 5 | 3 | — | — | — | 1 | 1 | — | — | — |
| 624310 | Vocational rehabilitation services | 171 | 223 | 1 096 | 5 | 3 | — | — | — | 1 | 1 | — | — | — |
| 6244 | Child day care services | 611 | 1 647 | 6 853 | 57 | 29 | 7 | 12 | 7 | 2 | — | — | — | — |
| 62441 | Child day care services | 611 | 1 647 | 6 853 | 57 | 29 | 7 | 12 | 7 | 2 | — | — | — | — |
| 624410 | Child day care services | 611 | 1 647 | 6 853 | 57 | 29 | 7 | 12 | 7 | 2 | — | — | — | — |

See footnotes at end of table.

Table 6. Counties—Employees, Payroll, and Establishments by Industry: 2003—Con.

[Excludes most government employees, railroad employees, and self-employed persons. Size class 1 to 4 includes establishments with payroll, but no employees, during mid-March pay period. (D) denotes figures withheld to avoid disclosing data for individual companies; the data are included in broader industry totals. Detailed industries with 100 or more employees are shown if industry was not a (D). For explanation of terms, abbreviations, and data reliability/comparability, see introductory text]

| NAICS code | Industry | Number of employees for week including March 12 | Payroll (\$1,000) | | Total number of establishments | Number of establishments by employment-size class | | | | | | | | |
|------------------|--|---|-------------------|---------------|--------------------------------|---|-----------|-----------|-----------|-----------|------------|------------|------------|---------------|
| | | | First quarter | Annual | | 1 to 4 | 5 to 9 | 10 to 19 | 20 to 49 | 50 to 99 | 100 to 249 | 250 to 499 | 500 to 999 | 1,000 or more |
| CASS—Con. | | | | | | | | | | | | | | |
| 71 | Arts, entertainment & recreation | 769 | 2 938 | 12 872 | 66 | 34 | 8 | 12 | 10 | 2 | — | — | — | — |
| 711 | Performing arts, spectator sports & related industries | 120 | 489 | 2 805 | 24 | 17 | 3 | 3 | 1 | — | — | — | — | — |
| 713 | Amusement, gambling & recreation industries | 581 | 2 141 | 8 586 | 37 | 15 | 4 | 8 | 8 | 2 | — | — | — | — |
| 7132 | Gambling industries | 154 | 1 064 | 3 540 | 9 | 1 | 1 | 4 | 3 | — | — | — | — | — |
| 71329 | Other gambling industries | 154 | 1 064 | 3 540 | 9 | 1 | 1 | 4 | 3 | — | — | — | — | — |
| 713290 | Other gambling industries | 154 | 1 064 | 3 540 | 9 | 1 | 1 | 4 | 3 | — | — | — | — | — |
| 7139 | Other amusement & recreation industries | (E) | (D) | (D) | 26 | 13 | 2 | 4 | 5 | 2 | — | — | — | — |
| 71391 | Golf courses & country clubs | 104 | 337 | 2 158 | 5 | 3 | — | 1 | — | 1 | — | — | — | — |
| 713910 | Golf courses & country clubs | 104 | 337 | 2 158 | 5 | 3 | — | 1 | — | 1 | — | — | — | — |
| 71394 | Fitness & recreational sports centers | 141 | 247 | 1 036 | 10 | 4 | 2 | 2 | 1 | 1 | — | — | — | — |
| 713940 | Fitness & recreational sports centers | 141 | 247 | 1 036 | 10 | 4 | 2 | 2 | 1 | 1 | — | — | — | — |
| 71395 | Bowling centers | (C) | (D) | (D) | 3 | — | — | — | 3 | — | — | — | — | — |
| 72 | Accommodation & food services | 7 304 | 16 616 | 71 912 | 302 | 68 | 39 | 77 | 80 | 29 | 8 | 1 | — | — |
| 721 | Accommodation | 1 191 | 3 559 | 15 480 | 44 | 13 | 2 | 12 | 13 | 2 | 1 | 1 | — | — |
| 7211 | Traveler accommodation | 1 181 | 3 534 | 15 395 | 36 | 5 | 2 | 12 | 13 | 2 | 1 | 1 | — | — |
| 72111 | Hotels (exc casino hotels) & motels | 1 181 | 3 534 | 15 395 | 36 | 5 | 2 | 12 | 13 | 2 | 1 | 1 | — | — |
| 721110 | Hotels (exc casino hotels) & motels | 1 181 | 3 534 | 15 395 | 36 | 5 | 2 | 12 | 13 | 2 | 1 | 1 | — | — |
| 722 | Food services & drinking places | 6 113 | 13 057 | 56 432 | 258 | 55 | 37 | 65 | 67 | 27 | 7 | — | — | — |
| 7221 | Full-service restaurants | 3 082 | 6 970 | 29 686 | 99 | 21 | 15 | 16 | 23 | 19 | 5 | — | — | — |
| 72211 | Full-service restaurants | 3 082 | 6 970 | 29 686 | 99 | 21 | 15 | 16 | 23 | 19 | 5 | — | — | — |
| 722110 | Full-service restaurants | 3 082 | 6 970 | 29 686 | 99 | 21 | 15 | 16 | 23 | 19 | 5 | — | — | — |
| 7222 | Limited-service eating places | 2 441 | 4 922 | 21 861 | 108 | 16 | 12 | 34 | 38 | 6 | 2 | — | — | — |
| 72221 | Limited-service eating places | 2 441 | 4 922 | 21 861 | 108 | 16 | 12 | 34 | 38 | 6 | 2 | — | — | — |
| 722211 | Limited-service restaurants | 2 115 | 4 301 | 19 118 | 84 | 9 | 8 | 26 | 34 | 5 | 2 | — | — | — |
| 722212 | Cafeterias | 175 | 374 | 1 647 | 7 | 2 | 1 | — | 3 | 1 | — | — | — | — |
| 722213 | Snack & nonalcoholic beverage bars | 151 | 247 | 1 096 | 17 | 5 | 3 | 8 | 1 | — | — | — | — | — |
| 7224 | Drinking places (alcoholic beverages) | 542 | 993 | 4 050 | 42 | 15 | 5 | 14 | 6 | 2 | — | — | — | — |
| 72241 | Drinking places (alcoholic beverages) | 542 | 993 | 4 050 | 42 | 15 | 5 | 14 | 6 | 2 | — | — | — | — |
| 722410 | Drinking places (alcoholic beverages) | 542 | 993 | 4 050 | 42 | 15 | 5 | 14 | 6 | 2 | — | — | — | — |
| 81 | Other services (except public administration) | 3 735 | 16 882 | 68 777 | 442 | 255 | 88 | 55 | 35 | 6 | 2 | 1 | — | — |
| 811 | Repair & maintenance | 805 | 5 089 | 21 805 | 139 | 83 | 34 | 14 | 7 | 1 | — | — | — | — |
| 8111 | Automotive repair & maintenance | 605 | 3 656 | 15 457 | 94 | 56 | 22 | 9 | 6 | 1 | — | — | — | — |
| 81111 | Automotive mechanical & electrical R&M | 169 | 1 065 | 4 330 | 46 | 32 | 10 | 4 | — | — | — | — | — | — |
| 811111 | General automotive repair | 127 | 828 | 3 406 | 34 | 24 | 6 | 4 | — | — | — | — | — | — |
| 81112 | Automotive body, paint, interior & glass repair | 206 | 1 762 | 7 420 | 32 | 19 | 6 | 3 | 4 | — | — | — | — | — |
| 811121 | Automotive body, paint & interior R&M | 180 | 1 574 | 6 697 | 26 | 14 | 6 | 2 | 4 | — | — | — | — | — |
| 81119 | Other automotive R&M | 230 | 829 | 3 707 | 16 | 5 | 6 | 2 | 2 | 1 | — | — | — | — |
| 811192 | Car washes | 157 | 559 | 2 583 | 8 | 4 | 1 | 1 | 1 | 1 | — | — | — | — |
| 8113 | Commercial equipment (exc auto & elec) R&M | 122 | 791 | 3 826 | 20 | 8 | 8 | 3 | 1 | — | — | — | — | — |
| 81131 | Commercial equipment (exc auto & elec) R&M | 122 | 791 | 3 826 | 20 | 8 | 8 | 3 | 1 | — | — | — | — | — |
| 811310 | Commercial equipment (exc auto & elec) R&M | 122 | 791 | 3 826 | 20 | 8 | 8 | 3 | 1 | — | — | — | — | — |
| 812 | Personal & laundry services | 1 158 | 5 534 | 22 558 | 122 | 68 | 22 | 18 | 11 | 2 | 1 | — | — | — |
| 8121 | Personal care services | 534 | 1 864 | 7 846 | 65 | 31 | 15 | 11 | 8 | — | — | — | — | — |
| 81211 | Hair, nail & skin care services | 391 | 1 581 | 6 654 | 48 | 22 | 14 | 7 | 5 | — | — | — | — | — |
| 81219 | Other personal care services | 143 | 283 | 1 192 | 17 | 9 | 1 | 4 | 3 | — | — | — | — | — |
| 8123 | Drycleaning & laundry services | 343 | 2 092 | 8 665 | 18 | 10 | 3 | 2 | 1 | 1 | 1 | — | — | — |
| 81233 | Linen & uniform supply | 281 | 1 891 | 7 742 | 4 | — | — | 1 | 1 | 1 | 1 | — | — | — |
| 8129 | Other personal services | 230 | 1 232 | 4 603 | 30 | 21 | 3 | 4 | 1 | 1 | — | — | — | — |
| 81292 | Photofinishing | 163 | 1 068 | 3 894 | 8 | 2 | 2 | 2 | 1 | 1 | — | — | — | — |
| 813 | Religious, grantmaking, civic, prof & like organizations | 1 772 | 6 259 | 24 414 | 181 | 104 | 32 | 23 | 17 | 3 | 1 | 1 | — | — |
| 8131 | Religious organizations | 822 | 2 930 | 11 225 | 93 | 50 | 16 | 13 | 13 | 1 | — | — | — | — |
| 81311 | Religious organizations | 822 | 2 930 | 11 225 | 93 | 50 | 16 | 13 | 13 | 1 | — | — | — | — |
| 813110 | Religious organizations | 822 | 2 930 | 11 225 | 93 | 50 | 16 | 13 | 13 | 1 | — | — | — | — |
| 8132 | Grantmaking & giving services | 169 | 883 | 3 667 | 17 | 11 | 3 | 1 | 1 | 1 | — | — | — | — |
| 81321 | Grantmaking & giving services | 169 | 883 | 3 667 | 17 | 11 | 3 | 1 | 1 | 1 | — | — | — | — |
| 813211 | Grantmaking foundations | 152 | 756 | 3 128 | 12 | 7 | 2 | 1 | 1 | 1 | — | — | — | — |
| 8134 | Civic & social organizations | 596 | 1 302 | 5 108 | 32 | 17 | 6 | 4 | 2 | 1 | 1 | 1 | — | — |
| 81341 | Civic & social organizations | 596 | 1 302 | 5 108 | 32 | 17 | 6 | 4 | 2 | 1 | 1 | 1 | — | — |
| 813410 | Civic & social organizations | 596 | 1 302 | 5 108 | 32 | 17 | 6 | 4 | 2 | 1 | 1 | 1 | — | — |
| 8139 | Business, labor, political, like organizations | 143 | 966 | 3 542 | 30 | 20 | 6 | 3 | 1 | — | — | — | — | — |
| 99 | Unclassified establishments | (A) | (D) | (D) | 4 | 4 | — | — | — | — | — | — | — | — |
| CAVALIER | | | | | | | | | | | | | | |
| 11 | Forestry, fishing, hunting, and agriculture support | (A) | (D) | (D) | 5 | 4 | 1 | — | — | — | — | — | — | — |
| 22 | Utilities | 16 | 246 | 735 | 4 | 3 | — | 1 | — | — | — | — | — | — |
| 23 | Construction | 52 | 261 | 3 160 | 13 | 11 | 1 | — | 1 | — | — | — | — | — |
| 31-33 | Manufacturing | (B) | (D) | (D) | 5 | 3 | 1 | — | — | — | — | — | — | — |
| 42 | Wholesale trade | 104 | 766 | 3 411 | 15 | 7 | 4 | 3 | 1 | — | — | — | — | — |
| 44-45 | Retail trade | 248 | 1 110 | 4 525 | 35 | 17 | 9 | 6 | 3 | — | — | — | — | — |
| 48-49 | Transportation & warehousing | (B) | (D) | (D) | 7 | 4 | 1 | 1 | 1 | — | — | — | — | — |

See footnotes at end of table.

Table 6. Counties—Employees, Payroll, and Establishments by Industry: 2003—Con.

[Excludes most government employees, railroad employees, and self-employed persons. Size class 1 to 4 includes establishments with payroll, but no employees, during mid-March pay period. (D) denotes figures withheld to avoid disclosing data for individual companies; the data are included in broader industry totals. Detailed industries with 100 or more employees are shown if industry was not a (D). For explanation of terms, abbreviations, and data reliability/comparability, see introductory text]

| NAICS code | Industry | Number of employees for week including March 12 | Payroll (\$1,000) | | Total number of establishments | Number of establishments by employment-size class | | | | | | | | |
|----------------------|---|---|-------------------|--------|--------------------------------|---|--------|----------|----------|----------|------------|------------|------------|---------------|
| | | | First quarter | Annual | | 1 to 4 | 5 to 9 | 10 to 19 | 20 to 49 | 50 to 99 | 100 to 249 | 250 to 499 | 500 to 999 | 1,000 or more |
| CAVALIER—Con. | | | | | | | | | | | | | | |
| 51 | Information | (B) | (D) | (D) | 4 | 1 | 2 | — | — | 1 | — | — | — | — |
| 52 | Finance & insurance | 96 | 611 | 3 127 | 16 | 9 | 3 | 4 | — | — | — | — | — | — |
| 53 | Real estate & rental & leasing | (A) | (D) | (D) | 2 | 2 | — | — | — | — | — | — | — | — |
| 54 | Professional, scientific & technical services | 18 | 50 | 240 | 11 | 11 | — | — | — | — | — | — | — | — |
| 56 | Admin, support, waste mgt, remediation services | (B) | (D) | (D) | 4 | 3 | — | — | 1 | — | — | — | — | — |
| 62 | Health care and social assistance | 261 | 1 176 | 5 018 | 12 | 2 | 6 | 1 | — | 3 | — | — | — | — |
| 623 | Nursing & residential care facilities | (C) | (D) | (D) | 2 | — | — | — | — | 2 | — | — | — | — |
| 6231 | Nursing care facilities | (C) | (D) | (D) | 2 | — | — | — | — | 2 | — | — | — | — |
| 62311 | Nursing care facilities | (C) | (D) | (D) | 2 | — | — | — | — | 2 | — | — | — | — |
| 71 | Arts, entertainment & recreation | (A) | (D) | (D) | 2 | 1 | 1 | — | — | — | — | — | — | — |
| 72 | Accommodation & food services | 101 | 110 | 528 | 19 | 13 | 1 | 4 | 1 | — | — | — | — | — |
| 81 | Other services (except public administration) | 77 | 208 | 813 | 19 | 15 | 2 | 1 | 1 | — | — | — | — | — |
| 99 | Unclassified establishments | (A) | (D) | (D) | 1 | 1 | — | — | — | — | — | — | — | — |
| DICKEY | | | | | | | | | | | | | | |
| | Total | 1 679 | 7 135 | 41 684 | 210 | 129 | 50 | 15 | 10 | 4 | 2 | — | — | — |
| 11 | Forestry, fishing, hunting, and agriculture support | (A) | (D) | (D) | 2 | 2 | — | — | — | — | — | — | — | — |
| 22 | Utilities | (A) | (D) | (D) | 2 | 1 | 1 | — | — | — | — | — | — | — |
| 23 | Construction | 41 | 153 | 779 | 14 | 10 | 4 | — | — | — | — | — | — | — |
| 31-33 | Manufacturing | 129 | 562 | 13 925 | 11 | 5 | 2 | 2 | 1 | 1 | — | — | — | — |
| 42 | Wholesale trade | 120 | 942 | 3 657 | 14 | 7 | 3 | 3 | 1 | — | — | — | — | — |
| 424 | Merchant Wholesalers, Nondurable Goods | 102 | 767 | 3 170 | 10 | 5 | 1 | 3 | 1 | — | — | — | — | — |
| 44-45 | Retail trade | 296 | 1 226 | 4 834 | 44 | 20 | 16 | 5 | 3 | — | — | — | — | — |
| 48-49 | Transportation & warehousing | 26 | 164 | 873 | 9 | 7 | 2 | — | — | — | — | — | — | — |
| 51 | Information | (B) | (D) | (D) | 5 | 4 | — | — | 1 | — | — | — | — | — |
| 52 | Finance & insurance | 47 | 303 | 1 099 | 10 | 7 | — | — | 3 | — | — | — | — | — |
| 53 | Real estate & rental & leasing | 14 | 30 | 91 | 4 | 3 | 1 | — | — | — | — | — | — | — |
| 54 | Professional, scientific & technical services | (B) | (D) | (D) | 11 | 7 | 4 | — | — | — | — | — | — | — |
| 56 | Admin, support, waste mgt, remediation services | (B) | (D) | (D) | 5 | 3 | 1 | — | 1 | — | — | — | — | — |
| 61 | Educational services | (C) | (D) | (D) | 1 | — | — | — | — | — | 1 | — | — | — |
| 611 | Educational services | (C) | (D) | (D) | 1 | — | — | — | — | — | 1 | — | — | — |
| 6113 | Colleges, universities & professional schools | (C) | (D) | (D) | 1 | — | — | — | — | — | 1 | — | — | — |
| 61131 | Colleges, universities & professional schools | (C) | (D) | (D) | 1 | — | — | — | — | — | 1 | — | — | — |
| 62 | Health care and social assistance | 410 | 2 202 | 9 710 | 23 | 16 | 3 | — | — | 3 | 1 | — | — | — |
| 623 | Nursing & residential care facilities | (C) | (D) | (D) | 3 | 1 | — | — | — | 1 | 1 | — | — | — |
| 6231 | Nursing care facilities | (C) | (D) | (D) | 2 | — | — | — | — | 1 | 1 | — | — | — |
| 62311 | Nursing care facilities | (C) | (D) | (D) | 2 | — | — | — | — | 1 | 1 | — | — | — |
| 71 | Arts, entertainment & recreation | (A) | (D) | (D) | 5 | 4 | 1 | — | — | — | — | — | — | — |
| 72 | Accommodation & food services | 114 | 158 | 732 | 19 | 9 | 7 | 1 | 2 | — | — | — | — | — |
| 722 | Food services & drinking places | 100 | 136 | 611 | 13 | 4 | 6 | 1 | 2 | — | — | — | — | — |
| 81 | Other services (except public administration) | 110 | 240 | 994 | 29 | 22 | 5 | 1 | 1 | — | — | — | — | — |
| 99 | Unclassified establishments | (A) | (D) | (D) | 2 | 2 | — | — | — | — | — | — | — | — |
| DIVIDE | | | | | | | | | | | | | | |
| | Total | 627 | 2 572 | 10 080 | 82 | 52 | 16 | 11 | — | 1 | 2 | — | — | — |
| 11 | Forestry, fishing, hunting, and agriculture support | (A) | (D) | (D) | 3 | 2 | — | 1 | — | — | — | — | — | — |
| 22 | Utilities | (A) | (D) | (D) | 1 | 1 | — | — | — | — | — | — | — | — |
| 23 | Construction | 9 | 37 | 198 | 3 | 2 | 1 | — | — | — | — | — | — | — |
| 31-33 | Manufacturing | (C) | (D) | (D) | 3 | 2 | — | — | — | — | 1 | — | — | — |
| 311 | Food mfg | (C) | (D) | (D) | 1 | — | — | — | — | — | 1 | — | — | — |
| 3118 | Bakeries & tortilla mfg | (C) | (D) | (D) | 1 | — | — | — | — | — | 1 | — | — | — |
| 31182 | Cookie, cracker & pasta mfg | (C) | (D) | (D) | 1 | — | — | — | — | — | 1 | — | — | — |
| 42 | Wholesale trade | 39 | 262 | 1 430 | 7 | 3 | 2 | 2 | — | — | — | — | — | — |
| 44-45 | Retail trade | 94 | 233 | 1 080 | 14 | 7 | 4 | 3 | — | — | — | — | — | — |
| 48-49 | Transportation & warehousing | (A) | (D) | (D) | 2 | 1 | 1 | — | — | — | — | — | — | — |
| 51 | Information | (B) | (D) | (D) | 3 | 1 | 1 | 1 | — | — | — | — | — | — |
| 52 | Finance & insurance | 37 | 180 | 843 | 7 | 5 | 1 | 1 | — | — | — | — | — | — |
| 53 | Real estate & rental & leasing | 7 | 9 | 39 | 4 | 4 | — | — | — | — | — | — | — | — |

See footnotes at end of table.

Table 6. Counties—Employees, Payroll, and Establishments by Industry: 2003—Con.

[Excludes most government employees, railroad employees, and self-employed persons. Size class 1 to 4 includes establishments with payroll, but no employees, during mid-March pay period. (D) denotes figures withheld to avoid disclosing data for individual companies; the data are included in broader industry totals. Detailed industries with 100 or more employees are shown if industry was not a (D). For explanation of terms, abbreviations, and data reliability/comparability, see introductory text]

| NAICS code | Industry | Number of employees for week including March 12 | Payroll (\$1,000) | | Total number of establishments | Number of establishments by employment-size class | | | | | | | | |
|--------------------|--|---|-------------------|--------|--------------------------------|---|--------|----------|----------|----------|------------|------------|------------|---------------|
| | | | First quarter | Annual | | 1 to 4 | 5 to 9 | 10 to 19 | 20 to 49 | 50 to 99 | 100 to 249 | 250 to 499 | 500 to 999 | 1,000 or more |
| DIVIDE—Con. | | | | | | | | | | | | | | |
| 54 | Professional, scientific & technical services | 11 | 39 | 182 | 4 | 3 | 1 | — | — | — | — | — | — | — |
| 55 | Management of companies & enterprises . | (A) | (D) | (D) | 1 | 1 | — | — | — | — | — | — | — | — |
| 56 | Admin, support, waste mgmt, remediation services | 10 | 25 | 113 | 4 | 3 | 1 | — | — | — | — | — | — | — |
| 62 | Health care and social assistance | (C) | (D) | (D) | 5 | 2 | — | 1 | — | 1 | 1 | — | — | — |
| 623 | Nursing & residential care facilities | (C) | (D) | (D) | 2 | — | — | 1 | — | — | 1 | — | — | — |
| 6231 | Nursing care facilities | (C) | (D) | (D) | 1 | — | — | — | — | — | 1 | — | — | — |
| 62311 | Nursing care facilities | (C) | (D) | (D) | 1 | — | — | — | — | — | 1 | — | — | — |
| 71 | Arts, entertainment & recreation | (A) | (D) | (D) | 3 | 2 | 1 | — | — | — | — | — | — | — |
| 72 | Accommodation & food services | (B) | (D) | (D) | 8 | 4 | 2 | 2 | — | — | — | — | — | — |
| 81 | Other services (except public administration) | 24 | 57 | 220 | 10 | 9 | 1 | — | — | — | — | — | — | — |
| DUNN | | | | | | | | | | | | | | |
| | Total | 562 | 2 379 | 10 269 | 74 | 56 | 11 | 1 | 4 | — | 2 | — | — | — |
| 21 | Mining | (A) | (D) | (D) | 2 | — | 2 | — | — | — | — | — | — | — |
| 22 | Utilities | (A) | (D) | (D) | 2 | 2 | — | — | — | — | — | — | — | — |
| 23 | Construction | 56 | 237 | 951 | 11 | 10 | — | — | 1 | — | — | — | — | — |
| 31-33 | Manufacturing | (C) | (D) | (D) | 1 | — | — | — | — | — | 1 | — | — | — |
| 334 | Computer & electronic product mfg | (C) | (D) | (D) | 1 | — | — | — | — | — | 1 | — | — | — |
| 3344 | Semiconductor & oth electronic component mfg | (C) | (D) | (D) | 1 | — | — | — | — | — | 1 | — | — | — |
| 33441 | Semiconductor & oth electronic component mfg | (C) | (D) | (D) | 1 | — | — | — | — | — | 1 | — | — | — |
| 42 | Wholesale trade | 31 | 193 | 751 | 6 | 5 | — | 1 | — | — | — | — | — | — |
| 44-45 | Retail trade | 92 | 384 | 1 610 | 14 | 9 | 3 | — | 2 | — | — | — | — | — |
| 48-49 | Transportation & warehousing | (A) | (D) | (D) | 5 | 4 | 1 | — | — | — | — | — | — | — |
| 51 | Information | (A) | (D) | (D) | 2 | 1 | 1 | — | — | — | — | — | — | — |
| 52 | Finance & insurance | 21 | 152 | 569 | 6 | 5 | 1 | — | — | — | — | — | — | — |
| 53 | Real estate & rental & leasing | (A) | (D) | (D) | 1 | 1 | — | — | — | — | — | — | — | — |
| 54 | Professional, scientific & technical services | (A) | (D) | (D) | 3 | 3 | — | — | — | — | — | — | — | — |
| 62 | Health care and social assistance | (C) | (D) | (D) | 1 | — | — | — | — | — | 1 | — | — | — |
| 623 | Nursing & residential care facilities | (C) | (D) | (D) | 1 | — | — | — | — | — | 1 | — | — | — |
| 6231 | Nursing care facilities | (C) | (D) | (D) | 1 | — | — | — | — | — | 1 | — | — | — |
| 62311 | Nursing care facilities | (C) | (D) | (D) | 1 | — | — | — | — | — | 1 | — | — | — |
| 72 | Accommodation & food services | 56 | 55 | 243 | 10 | 7 | 2 | — | 1 | — | — | — | — | — |
| 81 | Other services (except public administration) | 23 | 32 | 143 | 10 | 9 | 1 | — | — | — | — | — | — | — |
| EDDY | | | | | | | | | | | | | | |
| | Total | 575 | 2 646 | 11 456 | 79 | 50 | 18 | 6 | 3 | 1 | 1 | — | — | — |
| 11 | Forestry, fishing, hunting, and agriculture support | (A) | (D) | (D) | 1 | 1 | — | — | — | — | — | — | — | — |
| 21 | Mining | (A) | (D) | (D) | 1 | — | — | 1 | — | — | — | — | — | — |
| 22 | Utilities | (A) | (D) | (D) | 1 | 1 | — | — | — | — | — | — | — | — |
| 23 | Construction | 9 | 33 | 180 | 8 | 8 | — | — | — | — | — | — | — | — |
| 31-33 | Manufacturing | (B) | (D) | (D) | 3 | 2 | — | — | — | 1 | — | — | — | — |
| 42 | Wholesale trade | 47 | 392 | 1 757 | 5 | 2 | 2 | — | 1 | — | — | — | — | — |
| 44-45 | Retail trade | 81 | 355 | 1 675 | 13 | 6 | 4 | 3 | — | — | — | — | — | — |
| 48-49 | Transportation & warehousing | (A) | (D) | (D) | 1 | 1 | — | — | — | — | — | — | — | — |
| 51 | Information | (A) | (D) | (D) | 1 | — | 1 | — | — | — | — | — | — | — |
| 52 | Finance & insurance | (B) | (D) | (D) | 5 | 3 | 1 | 1 | — | — | — | — | — | — |
| 53 | Real estate & rental & leasing | (A) | (D) | (D) | 1 | 1 | — | — | — | — | — | — | — | — |
| 54 | Professional, scientific & technical services | 7 | 25 | 208 | 5 | 5 | — | — | — | — | — | — | — | — |
| 62 | Health care and social assistance | 203 | 981 | 4 165 | 9 | 1 | 5 | 1 | 1 | — | 1 | — | — | — |
| 623 | Nursing & residential care facilities | (C) | (D) | (D) | 4 | — | 2 | — | 1 | — | 1 | — | — | — |
| 6233 | Community care facilities for the elderly | (C) | (D) | (D) | 1 | — | — | — | — | — | 1 | — | — | — |
| 62331 | Community care facilities for the elderly | (C) | (D) | (D) | 1 | — | — | — | — | — | 1 | — | — | — |
| 71 | Arts, entertainment & recreation | (A) | (D) | (D) | 3 | 3 | — | — | — | — | — | — | — | — |
| 72 | Accommodation & food services | 64 | 50 | 238 | 7 | 4 | 2 | — | 1 | — | — | — | — | — |
| 81 | Other services (except public administration) | 43 | 161 | 653 | 15 | 12 | 3 | — | — | — | — | — | — | — |

See footnotes at end of table.

Table 6. Counties—Employees, Payroll, and Establishments by Industry: 2003—Con.

[Excludes most government employees, railroad employees, and self-employed persons. Size class 1 to 4 includes establishments with payroll, but no employees, during mid-March pay period. (D) denotes figures withheld to avoid disclosing data for individual companies; the data are included in broader industry totals. Detailed industries with 100 or more employees are shown if industry was not a (D). For explanation of terms, abbreviations, and data reliability/comparability, see introductory text]

| NAICS code | Industry | Number of employees for week including March 12 | Payroll (\$1,000) | | Total number of establishments | Number of establishments by employment-size class | | | | | | | | |
|---------------|---|---|-------------------|---------------|--------------------------------|---|-----------|-----------|-----------|----------|------------|------------|------------|---------------|
| | | | First quarter | Annual | | 1 to 4 | 5 to 9 | 10 to 19 | 20 to 49 | 50 to 99 | 100 to 249 | 250 to 499 | 500 to 999 | 1,000 or more |
| EMMONS | | | | | | | | | | | | | | |
| | Total | 1 152 | 7 008 | 29 760 | 132 | 85 | 17 | 22 | 4 | 1 | 3 | - | - | - |
| 11 | Forestry, fishing, hunting, and agriculture support | (A) | (D) | (D) | 2 | 2 | - | - | - | - | - | - | - | - |
| 22 | Utilities | (B) | (D) | (D) | 2 | 1 | - | - | 1 | - | - | - | - | - |
| 23 | Construction | 91 | 359 | 2 543 | 19 | 13 | 1 | 5 | - | - | - | - | - | - |
| 31-33 | Manufacturing | 24 | 82 | 342 | 6 | 5 | 1 | - | - | - | - | - | - | - |
| 42 | Wholesale trade | 49 | 189 | 548 | 6 | 3 | 1 | 1 | 1 | - | - | - | - | - |
| 44-45 | Retail trade | 170 | 627 | 2 960 | 25 | 11 | 8 | 6 | - | - | - | - | - | - |
| 48-49 | Transportation & warehousing | 32 | 156 | 684 | 6 | 5 | - | - | 1 | - | - | - | - | - |
| 51 | Information | (A) | (D) | (D) | 1 | - | - | 1 | - | - | - | - | - | - |
| 52 | Finance & insurance | 45 | 293 | 1 316 | 9 | 6 | - | 3 | - | - | - | - | - | - |
| 53 | Real estate & rental & leasing | (A) | (D) | (D) | 1 | 1 | - | - | - | - | - | - | - | - |
| 54 | Professional, scientific & technical services | 15 | 30 | 121 | 9 | 9 | - | - | - | - | - | - | - | - |
| 55 | Management of companies & enterprises | (C) | (D) | (D) | 1 | - | - | - | - | - | 1 | - | - | - |
| 551 | Management of companies & enterprises | (C) | (D) | (D) | 1 | - | - | - | - | - | 1 | - | - | - |
| 5511 | Management of companies & enterprises | (C) | (D) | (D) | 1 | - | - | - | - | - | 1 | - | - | - |
| 55111 | Management of companies & enterprises | (C) | (D) | (D) | 1 | - | - | - | - | - | 1 | - | - | - |
| 56 | Admin, support, waste mgt, remediation services | (C) | (D) | (D) | 3 | 2 | - | - | - | - | 1 | - | - | - |
| 561 | Administrative & support services | (C) | (D) | (D) | 2 | 1 | - | - | - | - | 1 | - | - | - |
| 5615 | Travel arrangement & reservation services | (C) | (D) | (D) | 1 | - | - | - | - | - | 1 | - | - | - |
| 56151 | Travel agencies | (C) | (D) | (D) | 1 | - | - | - | - | - | 1 | - | - | - |
| 61 | Educational services | (A) | (D) | (D) | 2 | 1 | 1 | - | - | - | - | - | - | - |
| 62 | Health care and social assistance | (C) | (D) | (D) | 8 | 4 | 1 | 1 | - | 1 | 1 | - | - | - |
| 623 | Nursing & residential care facilities | (C) | (D) | (D) | 2 | 1 | - | - | - | - | 1 | - | - | - |
| 6231 | Nursing care facilities | (C) | (D) | (D) | 1 | - | - | - | - | - | 1 | - | - | - |
| 62311 | Nursing care facilities | (C) | (D) | (D) | 1 | - | - | - | - | - | 1 | - | - | - |
| 71 | Arts, entertainment & recreation | (A) | (D) | (D) | 1 | 1 | - | - | - | - | - | - | - | - |
| 72 | Accommodation & food services | 99 | 120 | 594 | 17 | 9 | 3 | 4 | 1 | - | - | - | - | - |
| 81 | Other services (except public administration) | 41 | 82 | 354 | 14 | 12 | 1 | 1 | - | - | - | - | - | - |
| FOSTER | | | | | | | | | | | | | | |
| | Total | 1 406 | 7 152 | 32 603 | 153 | 99 | 27 | 12 | 12 | 1 | 1 | 1 | - | - |
| 11 | Forestry, fishing, hunting, and agriculture support | (A) | (D) | (D) | 1 | 1 | - | - | - | - | - | - | - | - |
| 22 | Utilities | (B) | (D) | (D) | 2 | 1 | - | - | - | 1 | - | - | - | - |
| 23 | Construction | 51 | 252 | 1 686 | 17 | 13 | 2 | 2 | - | - | - | - | - | - |
| 31-33 | Manufacturing | (E) | (D) | (D) | 4 | - | 2 | 1 | - | - | - | 1 | - | - |
| 311 | Food mfg | (E) | (D) | (D) | 1 | - | - | - | - | - | - | 1 | - | - |
| 3118 | Bakeries & tortilla mfg | (E) | (D) | (D) | 1 | - | - | - | - | - | - | 1 | - | - |
| 31182 | Cookie, cracker & pasta mfg | (E) | (D) | (D) | 1 | - | - | - | - | - | - | 1 | - | - |
| 42 | Wholesale trade | 94 | 621 | 2 630 | 17 | 12 | 3 | 1 | 1 | - | - | - | - | - |
| 44-45 | Retail trade | 261 | 1 102 | 4 819 | 33 | 20 | 5 | 3 | 5 | - | - | - | - | - |
| 48-49 | Transportation & warehousing | 11 | 93 | 335 | 6 | 5 | 1 | - | - | - | - | - | - | - |
| 51 | Information | (B) | (D) | (D) | 2 | - | 1 | - | 1 | - | - | - | - | - |
| 52 | Finance & insurance | 32 | 280 | 1 011 | 9 | 7 | 1 | 1 | - | - | - | - | - | - |
| 53 | Real estate & rental & leasing | 5 | 4 | 13 | 4 | 4 | - | - | - | - | - | - | - | - |
| 54 | Professional, scientific & technical services | 10 | 48 | 203 | 6 | 6 | - | - | - | - | - | - | - | - |
| 55 | Management of companies & enterprises | (B) | (D) | (D) | 1 | - | - | - | 1 | - | - | - | - | - |
| 56 | Admin, support, waste mgt, remediation services | (A) | (D) | (D) | 1 | 1 | - | - | - | - | - | - | - | - |
| 62 | Health care and social assistance | 254 | 1 286 | 5 868 | 14 | 6 | 5 | 1 | 1 | - | 1 | - | - | - |
| 622 | Hospitals | (C) | (D) | (D) | 1 | - | - | - | - | - | 1 | - | - | - |
| 6221 | General medical & surgical hospitals | (C) | (D) | (D) | 1 | - | - | - | - | - | 1 | - | - | - |
| 62211 | General medical & surgical hospitals | (C) | (D) | (D) | 1 | - | - | - | - | - | 1 | - | - | - |
| 71 | Arts, entertainment & recreation | (A) | (D) | (D) | 2 | 2 | - | - | - | - | - | - | - | - |
| 72 | Accommodation & food services | 133 | 200 | 936 | 13 | 5 | 4 | 2 | 2 | - | - | - | - | - |
| 81 | Other services (except public administration) | 105 | 385 | 1 438 | 20 | 15 | 3 | 1 | 1 | - | - | - | - | - |
| 99 | Unclassified establishments | (A) | (D) | (D) | 1 | 1 | - | - | - | - | - | - | - | - |

See footnotes at end of table.

Table 6. Counties—Employees, Payroll, and Establishments by Industry: 2003—Con.

[Excludes most government employees, railroad employees, and self-employed persons. Size class 1 to 4 includes establishments with payroll, but no employees, during mid-March pay period. (D) denotes figures withheld to avoid disclosing data for individual companies; the data are included in broader industry totals. Detailed industries with 100 or more employees are shown if industry was not a (D). For explanation of terms, abbreviations, and data reliability/comparability, see introductory text]

| NAICS code | Industry | Number of employees for week including March 12 | Payroll (\$1,000) | | Total number of establishments | Number of establishments by employment-size class | | | | | | | | |
|----------------------|--|---|-------------------|----------------|--------------------------------|---|------------|------------|------------|-----------|------------|------------|------------|---------------|
| | | | First quarter | Annual | | 1 to 4 | 5 to 9 | 10 to 19 | 20 to 49 | 50 to 99 | 100 to 249 | 250 to 499 | 500 to 999 | 1,000 or more |
| GOLDEN VALLEY | | | | | | | | | | | | | | |
| | Total | 510 | 2 007 | 8 402 | 72 | 46 | 14 | 7 | 4 | — | 1 | — | — | — |
| 22 | Utilities | (A) | (D) | (D) | 1 | 1 | — | — | — | — | — | — | — | — |
| 23 | Construction | 7 | 19 | 84 | 6 | 6 | — | — | — | — | — | — | — | — |
| 31-33 | Manufacturing | (A) | (D) | (D) | 1 | 1 | — | — | — | — | — | — | — | — |
| 42 | Wholesale trade | 69 | 446 | 1 943 | 5 | 2 | 1 | — | 2 | — | — | — | — | — |
| 44-45 | Retail trade | 116 | 418 | 1 738 | 17 | 11 | 2 | 3 | 1 | — | — | — | — | — |
| 48-49 | Transportation & warehousing | 8 | 26 | 146 | 3 | 2 | 1 | — | — | — | — | — | — | — |
| 51 | Information | (A) | (D) | (D) | 2 | — | 2 | — | — | — | — | — | — | — |
| 52 | Finance & insurance | 30 | 158 | 737 | 9 | 6 | 3 | — | — | — | — | — | — | — |
| 54 | Professional, scientific & technical services | 24 | 95 | 408 | 4 | 2 | 1 | 1 | — | — | — | — | — | — |
| 56 | Admin, support, waste mgt, remediation services | (A) | (D) | (D) | 2 | 2 | — | — | — | — | — | — | — | — |
| 62 | Health care and social assistance | (C) | (D) | (D) | 6 | 2 | 1 | 1 | 1 | — | 1 | — | — | — |
| 623 | Nursing & residential care facilities | (C) | (D) | (D) | 2 | — | — | — | 1 | — | 1 | — | — | — |
| 6239 | Other residential care facilities | (C) | (D) | (D) | 1 | — | — | — | — | — | 1 | — | — | — |
| 62399 | Other residential care facilities | (C) | (D) | (D) | 1 | — | — | — | — | — | 1 | — | — | — |
| 72 | Accommodation & food services | (B) | (D) | (D) | 5 | 3 | 1 | 1 | — | — | — | — | — | — |
| 81 | Other services (except public administration) | 36 | 95 | 385 | 11 | 8 | 2 | 1 | — | — | — | — | — | — |
| GRAND FORKS | | | | | | | | | | | | | | |
| | Total | 27 096 | 166 069 | 721 102 | 1 755 | 837 | 353 | 283 | 184 | 65 | 23 | 8 | 1 | 1 |
| 11 | Forestry, fishing, hunting, and agriculture support | (B) | (D) | (D) | 6 | 4 | — | 1 | 1 | — | — | — | — | — |
| 21 | Mining | (E) | (D) | (D) | 2 | 1 | — | — | — | — | — | 1 | — | — |
| 212 | Mining (except oil & gas) | (E) | (D) | (D) | 1 | — | — | — | — | — | — | 1 | — | — |
| 2123 | Nonmetallic mineral mining & quarrying | (E) | (D) | (D) | 1 | — | — | — | — | — | — | 1 | — | — |
| 21232 | Sand, gravel, clay, refractory minerals mining | (E) | (D) | (D) | 1 | — | — | — | — | — | — | 1 | — | — |
| 22 | Utilities | 283 | 4 751 | 20 735 | 4 | — | 1 | — | 1 | 1 | 1 | — | — | — |
| 221 | Utilities | 283 | 4 751 | 20 735 | 4 | — | 1 | — | 1 | 1 | 1 | — | — | — |
| 2211 | Elec pwr generation, transmsn & distribution | (E) | (D) | (D) | 3 | — | — | — | 1 | 1 | 1 | — | — | — |
| 22112 | Electric pwr transmsn, control & distribution | (E) | (D) | (D) | 3 | — | — | — | 1 | 1 | 1 | — | — | — |
| 23 | Construction | 1 647 | 12 187 | 68 382 | 179 | 98 | 31 | 28 | 18 | 4 | — | — | — | — |
| 236 | Construction of Buildings | 363 | 2 864 | 12 651 | 45 | 27 | 5 | 8 | 4 | 1 | — | — | — | — |
| 2361 | Residential Building Construction | 179 | 1 185 | 5 761 | 29 | 19 | 2 | 6 | 2 | — | — | — | — | — |
| 23611 | Residential Building Construction | 179 | 1 185 | 5 761 | 29 | 19 | 2 | 6 | 2 | — | — | — | — | — |
| 236115 | New Single-Family Housing Construction (except Operative Builders) | 113 | 672 | 3 069 | 18 | 11 | 1 | 5 | 1 | — | — | — | — | — |
| 2362 | Nonresidential Building Construction | 184 | 1 679 | 6 890 | 16 | 8 | 3 | 2 | 2 | 1 | — | — | — | — |
| 23622 | Commercial and Institutional Building Construction | 184 | 1 679 | 6 890 | 16 | 8 | 3 | 2 | 2 | 1 | — | — | — | — |
| 236220 | Commercial and Institutional Building Construction | 184 | 1 679 | 6 890 | 16 | 8 | 3 | 2 | 2 | 1 | — | — | — | — |
| 237 | Heavy and Civil Engineering Construction | 153 | 1 216 | 13 874 | 13 | 4 | 4 | 3 | 2 | — | — | — | — | — |
| 238 | Specialty Trade Contractors | 1 131 | 8 107 | 41 857 | 121 | 67 | 22 | 17 | 12 | 3 | — | — | — | — |
| 2381 | Foundation, Structure, and Building Exterior Contractors | 274 | 1 711 | 10 513 | 38 | 22 | 8 | 3 | 5 | — | — | — | — | — |
| 2382 | Building Equipment Contractors | 538 | 4 411 | 20 909 | 41 | 19 | 7 | 9 | 4 | 2 | — | — | — | — |
| 23821 | Electrical Contractors | (C) | (D) | (D) | 20 | 12 | 4 | 2 | 1 | 1 | — | — | — | — |
| 23822 | Plumbing, Heating, and Air-Conditioning Contractors | 320 | 2 701 | 11 793 | 18 | 5 | 3 | 6 | 3 | 1 | — | — | — | — |
| 238220 | Plumbing, Heating, and Air-Conditioning Contractors | 320 | 2 701 | 11 793 | 18 | 5 | 3 | 6 | 3 | 1 | — | — | — | — |
| 2383 | Building Finishing Contractors | 161 | 756 | 3 138 | 25 | 17 | 2 | 4 | 2 | — | — | — | — | — |
| 2389 | Other Specialty Trade Contractors | 158 | 1 229 | 7 297 | 17 | 9 | 5 | 1 | 1 | 1 | — | — | — | — |
| 23891 | Site Preparation Contractors | 138 | 1 127 | 6 759 | 14 | 9 | 2 | 1 | 1 | 1 | — | — | — | — |
| 238910 | Site Preparation Contractors | 138 | 1 127 | 6 759 | 14 | 9 | 2 | 1 | 1 | 1 | — | — | — | — |
| 31-33 | Manufacturing | 1 403 | 10 750 | 42 988 | 55 | 22 | 7 | 11 | 8 | 5 | 1 | 1 | — | — |
| 311 | Food mfg | 505 | 4 532 | 15 730 | 11 | 5 | 1 | 2 | 1 | 1 | — | 1 | — | — |
| 3114 | Fruit & veg preserving & specialty food mfg | (E) | (D) | (D) | 4 | 2 | — | — | — | 1 | — | 1 | — | — |
| 31141 | Frozen food mfg | (E) | (D) | (D) | 2 | 1 | — | — | — | — | — | 1 | — | — |
| 327 | Nonmetallic mineral product mfg | (C) | (D) | (D) | 3 | 1 | 1 | — | — | 1 | — | — | — | — |
| 3273 | Cement & concrete product mfg | (C) | (D) | (D) | 3 | 1 | 1 | — | — | 1 | — | — | — | — |
| 332 | Fabricated metal product mfg | 123 | 803 | 3 839 | 6 | 2 | — | 2 | 1 | 1 | — | — | — | — |
| 336 | Transportation equipment mfg | (E) | (D) | (D) | 6 | 2 | — | 1 | 1 | 1 | — | — | — | — |
| 3364 | Aerospace product & parts mfg | (C) | (D) | (D) | 1 | — | — | — | — | — | 1 | — | — | — |
| 33641 | Aerospace product & parts mfg | (C) | (D) | (D) | 1 | — | — | — | — | — | 1 | — | — | — |
| 337 | Furniture & related product mfg | 102 | 587 | 2 866 | 5 | 1 | 1 | 1 | 2 | — | — | — | — | — |

See footnotes at end of table.

Table 6. Counties—Employees, Payroll, and Establishments by Industry: 2003—Con.

[Excludes most government employees, railroad employees, and self-employed persons. Size class 1 to 4 includes establishments with payroll, but no employees, during mid-March pay period. (D) denotes figures withheld to avoid disclosing data for individual companies; the data are included in broader industry totals. Detailed industries with 100 or more employees are shown if industry was not a (D). For explanation of terms, abbreviations, and data reliability/comparability, see introductory text]

| NAICS code | Industry | Number of employees for week including March 12 | Payroll (\$1,000) | | Total number of establishments | Number of establishments by employment-size class | | | | | | | | |
|-------------------------|--|---|-------------------|----------------|--------------------------------|---|------------|-----------|-----------|-----------|------------|------------|------------|---------------|
| | | | First quarter | Annual | | 1 to 4 | 5 to 9 | 10 to 19 | 20 to 49 | 50 to 99 | 100 to 249 | 250 to 499 | 500 to 999 | 1,000 or more |
| GRAND FORKS—Con. | | | | | | | | | | | | | | |
| 42 | Wholesale trade | 1 342 | 10 651 | 46 835 | 102 | 37 | 27 | 21 | 12 | 4 | 1 | — | — | — |
| 423 | Merchant Wholesalers, Durable Goods | 630 | 4 686 | 21 246 | 51 | 13 | 13 | 17 | 7 | 1 | — | — | — | — |
| 4237 | Hardware, and Plumbing and Heating Equipment and Supplies Merchant Whole | 118 | 656 | 3 303 | 6 | 3 | 1 | — | 1 | 1 | — | — | — | — |
| 4238 | Machinery, Equipment, and Supplies Merchant Wholesalers | 184 | 1 431 | 6 636 | 19 | 5 | 8 | 3 | 3 | — | — | — | — | — |
| 424 | Merchant Wholesalers, Nondurable Goods | 704 | 5 898 | 25 330 | 48 | 21 | 14 | 4 | 5 | 3 | 1 | — | — | — |
| 4244 | Grocery and Related Product Wholesalers | 375 | 3 083 | 12 733 | 9 | 4 | 1 | — | — | 3 | 1 | — | — | — |
| 42442 | Packaged Frozen Food Merchant Wholesalers | (C) | (D) | (D) | 1 | — | — | — | — | — | 1 | — | — | — |
| 42449 | Other Grocery and Related Products Merchant Wholesalers | (C) | (D) | (D) | 4 | 2 | — | — | — | 2 | — | — | — | — |
| 4245 | Farm Product Raw Material Merchant Wholesalers | 123 | 955 | 3 934 | 15 | 4 | 8 | 2 | 1 | — | — | — | — | — |
| 42451 | Grain and Field Bean Merchant Wholesalers | 123 | 955 | 3 934 | 15 | 4 | 8 | 2 | 1 | — | — | — | — | — |
| 424510 | Grain and Field Bean Merchant Wholesalers | 123 | 955 | 3 934 | 15 | 4 | 8 | 2 | 1 | — | — | — | — | — |
| 44-45 | Retail trade | 5 628 | 25 938 | 107 306 | 345 | 122 | 108 | 62 | 30 | 10 | 11 | 2 | — | — |
| 441 | Motor vehicle & parts dealers | 736 | 5 665 | 25 241 | 43 | 14 | 15 | 9 | 2 | 1 | 2 | — | — | — |
| 4411 | Automobile dealers | 535 | 4 580 | 20 485 | 15 | 6 | 2 | 2 | 1 | 2 | — | — | — | — |
| 44111 | New car dealers | 497 | 4 390 | 19 576 | 6 | — | — | 1 | 2 | 1 | 2 | — | — | — |
| 441110 | New car dealers | 497 | 4 390 | 19 576 | 6 | — | — | 1 | 2 | 1 | 2 | — | — | — |
| 4413 | Automotive parts, accessories & tire stores | 155 | 863 | 3 494 | 22 | 6 | 11 | 5 | — | — | — | — | — | — |
| 44131 | Automotive parts, accessories & tire stores | 105 | 544 | 2 034 | 14 | 4 | 6 | 4 | — | — | — | — | — | — |
| 441310 | Automotive parts, accessories & tire stores | 105 | 544 | 2 034 | 14 | 4 | 6 | 4 | — | — | — | — | — | — |
| 442 | Furniture & home furnishing stores | 135 | 828 | 3 971 | 16 | 10 | 1 | 3 | 2 | — | — | — | — | — |
| 4422 | Home furnishings stores | 107 | 637 | 2 627 | 12 | 7 | 1 | 3 | 1 | — | — | — | — | — |
| 443 | Electronics & appliance stores | 230 | 1 167 | 4 485 | 19 | 11 | 3 | 1 | 3 | 1 | — | — | — | — |
| 4431 | Electronics & appliance stores | 230 | 1 167 | 4 485 | 19 | 11 | 3 | 1 | 3 | 1 | — | — | — | — |
| 44311 | Appliance, TV & all other electronics stores .. | 200 | 1 066 | 4 133 | 14 | 9 | 1 | — | 3 | 1 | — | — | — | — |
| 444 | Bldg material & garden equip & supp dealers | 392 | 3 383 | 12 330 | 23 | 8 | 8 | 2 | 4 | — | 1 | — | — | — |
| 4441 | Building material & supplies dealers | 337 | 2 858 | 9 898 | 17 | 6 | 5 | 2 | 3 | — | 1 | — | — | — |
| 44411 | Home centers | (C) | (D) | (D) | 1 | — | — | — | — | — | 1 | — | — | — |
| 44419 | Other building material dealers | 104 | 1 058 | 3 794 | 10 | 3 | 3 | 2 | 2 | — | — | — | — | — |
| 444190 | Other building material dealers | 104 | 1 058 | 3 794 | 10 | 3 | 3 | 2 | 2 | — | — | — | — | — |
| 445 | Food & beverage stores | 834 | 2 955 | 12 356 | 26 | 6 | 4 | 8 | 2 | 3 | 3 | — | — | — |
| 4451 | Grocery stores | 646 | 2 420 | 10 135 | 10 | 1 | — | 3 | — | 3 | 3 | — | — | — |
| 44511 | Grocery (except convenience) stores | 646 | 2 420 | 10 135 | 10 | 1 | — | 3 | — | 3 | 3 | — | — | — |
| 445110 | Grocery (except convenience) stores | 646 | 2 420 | 10 135 | 10 | 1 | — | 3 | — | 3 | 3 | — | — | — |
| 4453 | Beer, wine & liquor stores | 156 | 391 | 1 725 | 11 | 3 | 2 | 4 | 2 | — | — | — | — | — |
| 44531 | Beer, wine & liquor stores | 156 | 391 | 1 725 | 11 | 3 | 2 | 4 | 2 | — | — | — | — | — |
| 445310 | Beer, wine & liquor stores | 156 | 391 | 1 725 | 11 | 3 | 2 | 4 | 2 | — | — | — | — | — |
| 446 | Health & personal care stores | 190 | 1 127 | 4 390 | 28 | 12 | 12 | 2 | 2 | — | — | — | — | — |
| 4461 | Health & personal care stores | 190 | 1 127 | 4 390 | 28 | 12 | 12 | 2 | 2 | — | — | — | — | — |
| 447 | Gasoline stations | 381 | 1 399 | 6 107 | 39 | 10 | 15 | 10 | 4 | — | — | — | — | — |
| 4471 | Gasoline stations | 381 | 1 399 | 6 107 | 39 | 10 | 15 | 10 | 4 | — | — | — | — | — |
| 44711 | Gasoline stations with convenience stores .. | 283 | 980 | 4 314 | 26 | 2 | 14 | 7 | 3 | — | — | — | — | — |
| 447110 | Gasoline stations with convenience stores .. | 283 | 980 | 4 314 | 26 | 2 | 14 | 7 | 3 | — | — | — | — | — |
| 448 | Clothing & clothing accessories stores | 518 | 1 365 | 5 364 | 48 | 10 | 19 | 15 | 2 | 2 | — | — | — | — |
| 4481 | Clothing stores | 391 | 919 | 3 579 | 28 | 6 | 7 | 11 | 2 | 2 | — | — | — | — |
| 44814 | Family clothing stores | 254 | 555 | 2 107 | 10 | 1 | 1 | 4 | 2 | 2 | — | — | — | — |
| 448140 | Family clothing stores | 254 | 555 | 2 107 | 10 | 1 | 1 | 4 | 2 | 2 | — | — | — | — |
| 451 | Sporting goods, hobby, book & music stores | 321 | 966 | 4 169 | 24 | 7 | 9 | 4 | 3 | 1 | — | — | — | — |
| 4511 | Sporting goods, hobby, musical instrument stores | 213 | 698 | 3 113 | 14 | 5 | 4 | 2 | 2 | 1 | — | — | — | — |
| 45111 | Sporting goods stores | 131 | 518 | 2 346 | 6 | 2 | 2 | — | 1 | 1 | — | — | — | — |
| 451110 | Sporting goods stores | 131 | 518 | 2 346 | 6 | 2 | 2 | — | 1 | 1 | — | — | — | — |
| 4512 | Book, periodical & music stores | 108 | 268 | 1 056 | 10 | 2 | 5 | 2 | 1 | — | — | — | — | — |
| 452 | General merchandise stores | 1 451 | 5 390 | 21 756 | 13 | — | 3 | — | 2 | 1 | 5 | 2 | — | — |
| 4521 | Department stores | 955 | 3 693 | 14 543 | 6 | — | — | — | — | 1 | 4 | 1 | — | — |
| 45211 | Department stores | 955 | 3 693 | 14 543 | 6 | — | — | — | — | 1 | 4 | 1 | — | — |
| 4529 | Other general merchandise stores | 496 | 1 697 | 7 213 | 7 | — | 3 | — | 2 | — | 1 | 1 | — | — |
| 45291 | Warehouse clubs & superstores | (E) | (D) | (D) | 2 | — | — | — | — | — | 1 | 1 | — | — |
| 453 | Miscellaneous store retailers | 259 | 707 | 3 069 | 44 | 21 | 15 | 6 | 2 | — | — | — | — | — |
| 4532 | Office supplies, stationery & gift stores | 124 | 326 | 1 290 | 18 | 8 | 6 | 3 | 1 | — | — | — | — | — |
| 454 | Nonstore retailers | 181 | 986 | 4 068 | 22 | 13 | 4 | 2 | 2 | 1 | — | — | — | — |
| 48-49 | Transportation & warehousing | 836 | 5 762 | 23 797 | 86 | 49 | 9 | 17 | 7 | 4 | — | — | — | — |
| 484 | Truck transportation | 361 | 2 555 | 11 044 | 51 | 32 | 6 | 10 | 2 | 1 | — | — | — | — |
| 4841 | General freight trucking | 263 | 2 018 | 7 865 | 30 | 18 | 2 | 7 | 2 | 1 | — | — | — | — |
| 48412 | General freight trucking, long-distance | 252 | 1 956 | 7 528 | 23 | 11 | 2 | 7 | 2 | 1 | — | — | — | — |
| 484121 | General freight trucking, long-distance, TL .. | 199 | 1 482 | 5 684 | 16 | 7 | 2 | 4 | 2 | 1 | — | — | — | — |
| 488 | Transportation support activities | 107 | 598 | 2 580 | 15 | 10 | 1 | 2 | 2 | — | — | — | — | — |
| 492 | Couriers & messengers | (C) | (D) | (D) | 7 | 4 | — | — | 1 | 2 | — | — | — | — |
| 4921 | Couriers | (C) | (D) | (D) | 5 | 2 | — | — | 1 | 2 | — | — | — | — |
| 49211 | Couriers | (C) | (D) | (D) | 5 | 2 | — | — | 1 | 2 | — | — | — | — |
| 493 | Warehousing & storage | 116 | 821 | 3 132 | 6 | — | 2 | 3 | — | 1 | — | — | — | — |
| 4931 | Warehousing & storage | 116 | 821 | 3 132 | 6 | — | 2 | 3 | — | 1 | — | — | — | — |

See footnotes at end of table.

Table 6. Counties—Employees, Payroll, and Establishments by Industry: 2003—Con.

[Excludes most government employees, railroad employees, and self-employed persons. Size class 1 to 4 includes establishments with payroll, but no employees, during mid-March pay period. (D) denotes figures withheld to avoid disclosing data for individual companies; the data are included in broader industry totals. Detailed industries with 100 or more employees are shown if industry was not a (D). For explanation of terms, abbreviations, and data reliability/comparability, see introductory text]

| NAICS code | Industry | Number of employees for week including March 12 | Payroll (\$1,000) | | Total number of establishments | Number of establishments by employment-size class | | | | | | | | |
|-------------------------|--|---|-------------------|----------------|--------------------------------|---|-----------|-----------|-----------|----------|------------|------------|------------|---------------|
| | | | First quarter | Annual | | 1 to 4 | 5 to 9 | 10 to 19 | 20 to 49 | 50 to 99 | 100 to 249 | 250 to 499 | 500 to 999 | 1,000 or more |
| GRAND FORKS—Con. | | | | | | | | | | | | | | |
| 51 | Information | 509 | 4 064 | 15 084 | 33 | 14 | 6 | 7 | 4 | 1 | 1 | — | — | — |
| 5111 | Publishing industries | (C) | (D) | (D) | 3 | 1 | 1 | — | — | — | 1 | — | — | — |
| 51111 | Newspaper, periodical, book, database publishers | (C) | (D) | (D) | 3 | 1 | 1 | — | — | — | 1 | — | — | — |
| 51111 | Newspaper publishers | (C) | (D) | (D) | 2 | — | — | — | — | — | 1 | — | — | — |
| 515 | Broadcasting (except Internet) | 146 | 1 068 | 4 059 | 12 | 6 | 1 | 2 | 2 | 1 | — | — | — | — |
| 5151 | Radio and Television Broadcasting | 146 | 1 068 | 4 059 | 12 | 6 | 1 | 2 | 2 | 1 | — | — | — | — |
| 517 | Telecommunications | 113 | 1 176 | 4 337 | 13 | 6 | 3 | 3 | 1 | — | — | — | — | — |
| 52 | Finance & insurance | 676 | 7 254 | 29 140 | 97 | 64 | 18 | 6 | 6 | 3 | — | — | — | — |
| 522 | Credit intermediation & related activities | 446 | 4 847 | 19 312 | 43 | 19 | 13 | 4 | 5 | 2 | — | — | — | — |
| 5221 | Depository credit intermediation | 346 | 3 579 | 15 297 | 30 | 11 | 10 | 3 | 5 | 1 | — | — | — | — |
| 52211 | Commercial banking | 273 | 3 095 | 13 376 | 17 | 3 | 6 | 3 | 4 | 1 | — | — | — | — |
| 522110 | Commercial banking | 273 | 3 095 | 13 376 | 17 | 3 | 6 | 3 | 4 | 1 | — | — | — | — |
| 524 | Insurance carriers & related activities | (C) | (D) | (D) | 35 | 30 | 2 | 1 | 1 | 1 | — | — | — | — |
| 5242 | Agencies & other insurance related activities | (C) | (D) | (D) | 31 | 27 | 2 | 1 | 1 | — | — | — | — | — |
| 52421 | Insurance agencies & brokerages | 103 | 1 157 | 4 455 | 29 | 25 | 2 | 1 | 1 | — | — | — | — | — |
| 524210 | Insurance agencies & brokerages | 103 | 1 157 | 4 455 | 29 | 25 | 2 | 1 | 1 | — | — | — | — | — |
| 53 | Real estate & rental & leasing | 416 | 2 148 | 8 743 | 63 | 43 | 8 | 7 | 4 | 1 | — | — | — | — |
| 531 | Real estate | 182 | 1 019 | 4 335 | 42 | 32 | 4 | 4 | 2 | — | — | — | — | — |
| 532 | Rental & leasing services | 234 | 1 129 | 4 408 | 21 | 11 | 4 | 3 | 2 | 1 | — | — | — | — |
| 5322 | Consumer goods rental | 124 | 352 | 1 329 | 8 | 3 | 2 | 2 | — | 1 | — | — | — | — |
| 53223 | Video tape & disc rental | 113 | 284 | 1 087 | 5 | 1 | 1 | 2 | — | 1 | — | — | — | — |
| 532230 | Video tape & disc rental | 113 | 284 | 1 087 | 5 | 1 | 1 | 2 | — | 1 | — | — | — | — |
| 54 | Professional, scientific & technical services | 852 | 7 115 | 35 882 | 118 | 77 | 13 | 15 | 11 | 2 | — | — | — | — |
| 541 | Professional, scientific & technical services | 852 | 7 115 | 35 882 | 118 | 77 | 13 | 15 | 11 | 2 | — | — | — | — |
| 5411 | Legal services | 201 | 1 546 | 7 599 | 36 | 24 | 5 | 4 | 3 | — | — | — | — | — |
| 54111 | Offices of lawyers | (C) | (D) | (D) | 35 | 24 | 5 | 3 | 3 | — | — | — | — | — |
| 5412 | Accounting, tax prep, bookkeep, payroll services | 196 | 1 529 | 8 397 | 21 | 14 | 1 | 3 | 2 | 1 | — | — | — | — |
| 54121 | Accounting, tax prep, bookkeep, payroll services | 196 | 1 529 | 8 397 | 21 | 14 | 1 | 3 | 2 | 1 | — | — | — | — |
| 541211 | Offices of certified public accountants | 126 | 1 353 | 7 962 | 11 | 8 | 1 | — | 1 | 1 | — | — | — | — |
| 5413 | Architectural, engineering & related services | 211 | 1 973 | 9 746 | 22 | 10 | 2 | 6 | 4 | — | — | — | — | — |
| 54133 | Engineering services | 139 | 1 396 | 6 477 | 11 | 4 | 1 | 3 | 3 | — | — | — | — | — |
| 541330 | Engineering services | 139 | 1 396 | 6 477 | 11 | 4 | 1 | 3 | 3 | — | — | — | — | — |
| 55 | Management of companies & enterprises | 344 | 2 841 | 12 633 | 11 | 2 | 2 | 4 | 2 | — | 1 | — | — | — |
| 551 | Management of companies & enterprises | 344 | 2 841 | 12 633 | 11 | 2 | 2 | 4 | 2 | — | 1 | — | — | — |
| 5511 | Management of companies & enterprises | 344 | 2 841 | 12 633 | 11 | 2 | 2 | 4 | 2 | — | 1 | — | — | — |
| 55111 | Management of companies & enterprises | 344 | 2 841 | 12 633 | 11 | 2 | 2 | 4 | 2 | — | 1 | — | — | — |
| 56 | Admin, support, waste mgt, remediation services | 1 494 | 7 099 | 30 912 | 88 | 53 | 16 | 9 | 3 | 2 | 3 | 2 | — | — |
| 561 | Administrative & support services | 1 442 | 6 756 | 29 390 | 80 | 48 | 15 | 8 | 2 | 2 | 3 | 2 | — | — |
| 5612 | Facilities support services | (E) | (D) | (D) | 1 | — | — | — | — | — | — | 1 | — | — |
| 56121 | Facilities support services | (E) | (D) | (D) | 1 | — | — | — | — | — | — | 1 | — | — |
| 5613 | Employment services | 177 | 721 | 5 537 | 6 | 4 | — | — | — | 1 | 1 | — | — | — |
| 56132 | Temporary help services | (C) | (D) | (D) | 5 | 3 | — | — | — | 1 | 1 | — | — | — |
| 5617 | Services to buildings & dwellings | 623 | 3 233 | 13 101 | 42 | 25 | 7 | 7 | — | 1 | 1 | 1 | — | — |
| 56172 | Janitorial services | 251 | 648 | 2 541 | 17 | 9 | 2 | 4 | — | 1 | 1 | — | — | — |
| 561720 | Janitorial services | 251 | 648 | 2 541 | 17 | 9 | 2 | 4 | — | 1 | 1 | — | — | — |
| 56179 | Other services to buildings & dwellings | (E) | (D) | (D) | 4 | 1 | 2 | — | — | — | — | 1 | — | — |
| 5619 | Other support services | 223 | 734 | 2 765 | 8 | 5 | 1 | — | 1 | — | 1 | — | — | — |
| 56192 | Convention & trade show organizers | (C) | (D) | (D) | 1 | — | — | — | — | — | 1 | — | — | — |
| 61 | Educational services | (C) | (D) | (D) | 14 | 5 | 4 | 2 | 3 | — | — | — | — | — |
| 611 | Educational services | (C) | (D) | (D) | 14 | 5 | 4 | 2 | 3 | — | — | — | — | — |
| 62 | Health care and social assistance | 6 132 | 49 549 | 202 652 | 133 | 50 | 28 | 22 | 18 | 9 | 2 | 2 | 1 | 1 |
| 621 | Ambulatory health care services | 507 | 4 283 | 20 273 | 74 | 37 | 21 | 12 | 3 | 1 | — | — | — | — |
| 6212 | Offices of dentists | 158 | 1 670 | 7 497 | 23 | 6 | 12 | 5 | — | — | — | — | — | — |
| 62121 | Offices of dentists | 158 | 1 670 | 7 497 | 23 | 6 | 12 | 5 | — | — | — | — | — | — |
| 621210 | Offices of dentists | 158 | 1 670 | 7 497 | 23 | 6 | 12 | 5 | — | — | — | — | — | — |
| 6214 | Outpatient care centers | 142 | 812 | 3 634 | 8 | 4 | 1 | — | 2 | 1 | — | — | — | — |
| 622 | Hospitals | (H) | (D) | (D) | 3 | — | — | — | — | — | 1 | 1 | — | 1 |
| 6221 | General medical & surgical hospitals | (H) | (D) | (D) | 3 | — | — | — | — | — | 1 | 1 | — | 1 |
| 62211 | General medical & surgical hospitals | (H) | (D) | (D) | 3 | — | — | — | — | — | 1 | 1 | — | 1 |
| 623 | Nursing & residential care facilities | 1 560 | 5 840 | 25 912 | 21 | — | 2 | 8 | 5 | 3 | 1 | 1 | 1 | — |
| 6232 | Residential mental retardation, health facil | (E) | (D) | (D) | 14 | — | 2 | 8 | 3 | 1 | — | — | — | — |
| 62321 | Residential mental retardation facilities | (E) | (D) | (D) | 13 | — | 2 | 8 | 2 | 1 | — | — | — | — |
| 6233 | Community care facilities for the elderly | 1 185 | 4 480 | 20 095 | 6 | — | — | — | 2 | 1 | 1 | 1 | 1 | — |
| 62331 | Community care facilities for the elderly | 1 185 | 4 480 | 20 095 | 6 | — | — | — | 2 | 1 | 1 | 1 | 1 | — |

See footnotes at end of table.

Table 6. Counties—Employees, Payroll, and Establishments by Industry: 2003—Con.

[Excludes most government employees, railroad employees, and self-employed persons. Size class 1 to 4 includes establishments with payroll, but no employees, during mid-March pay period. (D) denotes figures withheld to avoid disclosing data for individual companies; the data are included in broader industry totals. Detailed industries with 100 or more employees are shown if industry was not a (D). For explanation of terms, abbreviations, and data reliability/comparability, see introductory text]

| NAICS code | Industry | Number of employees for week including March 12 | Payroll (\$1,000) | | Total number of establishments | Number of establishments by employment-size class | | | | | | | | |
|-------------------------|--|---|-------------------|---------------|--------------------------------|---|-----------|-----------|-----------|-----------|------------|------------|------------|---------------|
| | | | First quarter | Annual | | 1 to 4 | 5 to 9 | 10 to 19 | 20 to 49 | 50 to 99 | 100 to 249 | 250 to 499 | 500 to 999 | 1,000 or more |
| GRAND FORKS—Con. | | | | | | | | | | | | | | |
| 62 | Health care and social assistance—Con. | | | | | | | | | | | | | |
| 624 | Social assistance | (F) | (D) | (D) | 35 | 13 | 5 | 2 | 10 | 5 | — | — | — | — |
| 6241 | Individual & family services | 456 | 1 502 | 6 392 | 16 | 7 | 1 | — | 4 | 4 | — | — | — | — |
| 62412 | Services for elderly & disabled persons | 262 | 869 | 3 692 | 7 | 3 | — | — | 1 | 3 | — | — | — | — |
| 624120 | Services for elderly & disabled persons | 262 | 869 | 3 692 | 7 | 3 | — | — | 1 | 3 | — | — | — | — |
| 62419 | Other individual & family services | (C) | (D) | (D) | 7 | 2 | 1 | — | 3 | 1 | — | — | — | — |
| 6243 | Vocational rehabilitation services | (C) | (D) | (D) | 6 | 2 | 1 | — | 3 | — | — | — | — | — |
| 62431 | Vocational rehabilitation services | (C) | (D) | (D) | 6 | 2 | 1 | — | 3 | — | — | — | — | — |
| 6244 | Child day care services | (C) | (D) | (D) | 10 | 3 | 2 | 1 | 3 | 1 | — | — | — | — |
| 62441 | Child day care services | (C) | (D) | (D) | 10 | 3 | 2 | 1 | 3 | 1 | — | — | — | — |
| 71 | Arts, entertainment & recreation | 250 | 1 099 | 4 919 | 35 | 20 | 7 | 5 | 2 | 1 | — | — | — | — |
| 713 | Amusement, gambling & recreation industries | (C) | (D) | (D) | 23 | 12 | 6 | 3 | 2 | — | — | — | — | — |
| 72 | Accommodation & food services | 3 500 | 7 733 | 32 440 | 177 | 46 | 29 | 35 | 48 | 18 | 1 | — | — | — |
| 721 | Accommodation | 552 | 1 289 | 5 434 | 38 | 18 | 5 | 4 | 8 | 3 | — | — | — | — |
| 7211 | Traveler accommodation | 522 | 1 224 | 5 192 | 23 | 4 | 4 | 4 | 8 | 3 | — | — | — | — |
| 72111 | Hotels (exc casino hotels) & motels | 522 | 1 224 | 5 192 | 23 | 4 | 4 | 4 | 8 | 3 | — | — | — | — |
| 721110 | Hotels (exc casino hotels) & motels | 522 | 1 224 | 5 192 | 23 | 4 | 4 | 4 | 8 | 3 | — | — | — | — |
| 722 | Food services & drinking places | 2 948 | 6 444 | 27 006 | 139 | 28 | 24 | 31 | 40 | 15 | 1 | — | — | — |
| 7221 | Full-service restaurants | 1 509 | 3 488 | 14 021 | 46 | 6 | 8 | 5 | 15 | 11 | 1 | — | — | — |
| 72211 | Full-service restaurants | 1 509 | 3 488 | 14 021 | 46 | 6 | 8 | 5 | 15 | 11 | 1 | — | — | — |
| 722110 | Full-service restaurants | 1 509 | 3 488 | 14 021 | 46 | 6 | 8 | 5 | 15 | 11 | 1 | — | — | — |
| 7222 | Limited-service eating places | 1 117 | 2 160 | 9 683 | 67 | 14 | 9 | 20 | 21 | 3 | — | — | — | — |
| 72221 | Limited-service eating places | 1 117 | 2 160 | 9 683 | 67 | 14 | 9 | 20 | 21 | 3 | — | — | — | — |
| 722211 | Limited-service restaurants | 956 | 1 918 | 8 438 | 48 | 4 | 5 | 16 | 21 | 2 | — | — | — | — |
| 7224 | Drinking places (alcoholic beverages) | (E) | (D) | (D) | 24 | 7 | 7 | 6 | 4 | — | — | — | — | — |
| 72241 | Drinking places (alcoholic beverages) | (E) | (D) | (D) | 24 | 7 | 7 | 6 | 4 | — | — | — | — | — |
| 81 | Other services (except public administration) | 1 300 | 4 971 | 21 123 | 200 | 124 | 38 | 31 | 6 | — | 1 | — | — | — |
| 811 | Repair & maintenance | 316 | 1 637 | 6 954 | 59 | 42 | 6 | 10 | 1 | — | — | — | — | — |
| 8111 | Automotive repair & maintenance | 243 | 1 170 | 5 019 | 45 | 32 | 6 | 6 | 1 | — | — | — | — | — |
| 81119 | Other automotive R&M | 104 | 297 | 1 446 | 7 | 1 | 1 | 4 | 1 | — | — | — | — | — |
| 812 | Personal & laundry services | 347 | 1 248 | 5 589 | 57 | 29 | 16 | 11 | 1 | — | — | — | — | — |
| 8121 | Personal care services | 239 | 812 | 3 462 | 36 | 16 | 9 | 11 | — | — | — | — | — | — |
| 81211 | Hair, nail & skin care services | 205 | 750 | 3 210 | 33 | 16 | 8 | 9 | — | — | — | — | — | — |
| 813 | Religious, grantmaking, civic, prof & like organizations | 637 | 2 086 | 8 580 | 84 | 53 | 16 | 10 | 4 | — | 1 | — | — | — |
| 8131 | Religious organizations | 287 | 1 011 | 4 132 | 45 | 28 | 8 | 6 | 3 | — | — | — | — | — |
| 81311 | Religious organizations | 287 | 1 011 | 4 132 | 45 | 28 | 8 | 6 | 3 | — | — | — | — | — |
| 813110 | Religious organizations | 287 | 1 011 | 4 132 | 45 | 28 | 8 | 6 | 3 | — | — | — | — | — |
| 8134 | Civic & social organizations | 217 | 454 | 1 843 | 13 | 7 | 3 | 2 | — | — | 1 | — | — | — |
| 81341 | Civic & social organizations | 217 | 454 | 1 843 | 13 | 7 | 3 | 2 | — | — | 1 | — | — | — |
| 813410 | Civic & social organizations | 217 | 454 | 1 843 | 13 | 7 | 3 | 2 | — | — | 1 | — | — | — |
| 99 | Unclassified establishments | (A) | (D) | (D) | 7 | 6 | 1 | — | — | — | — | — | — | — |
| GRANT | | | | | | | | | | | | | | |
| | Total | 448 | 2 033 | 8 056 | 75 | 52 | 10 | 9 | 2 | 2 | — | — | — | — |
| 11 | Forestry, fishing, hunting, and agriculture support | (A) | (D) | (D) | 1 | 1 | — | — | — | — | — | — | — | — |
| 22 | Utilities | (A) | (D) | (D) | 1 | 1 | — | — | — | — | — | — | — | — |
| 23 | Construction | 2 | 4 | 22 | 3 | 3 | — | — | — | — | — | — | — | — |
| 31-33 | Manufacturing | 34 | 138 | 564 | 4 | 1 | 2 | — | 1 | — | — | — | — | — |
| 42 | Wholesale trade | 30 | 123 | 727 | 7 | 5 | 1 | 1 | — | — | — | — | — | — |
| 44-45 | Retail trade | 65 | 257 | 1 094 | 17 | 12 | 3 | 2 | — | — | — | — | — | — |
| 48-49 | Transportation & warehousing | 13 | 71 | 268 | 6 | 5 | 1 | — | — | — | — | — | — | — |
| 51 | Information | (A) | (D) | (D) | 1 | — | — | — | — | — | — | — | — | — |
| 52 | Finance & insurance | 43 | 323 | 1 057 | 5 | 1 | 1 | 3 | — | — | — | — | — | — |
| 53 | Real estate & rental & leasing | (A) | (D) | (D) | 2 | 2 | — | — | — | — | — | — | — | — |
| 54 | Professional, scientific & technical services | 6 | 19 | 89 | 4 | 4 | — | — | — | — | — | — | — | — |
| 56 | Admin, support, waste mgt, remediation services | (A) | (D) | (D) | 3 | 3 | — | — | — | — | — | — | — | — |
| 62 | Health care and social assistance | 201 | 950 | 3 616 | 9 | 4 | 1 | 1 | 1 | 2 | — | — | — | — |
| 72 | Accommodation & food services | (B) | (D) | (D) | 5 | 3 | — | 2 | — | — | — | — | — | — |
| 81 | Other services (except public administration) | 9 | 35 | 161 | 7 | 7 | — | — | — | — | — | — | — | — |

See footnotes at end of table.

Table 6. Counties—Employees, Payroll, and Establishments by Industry: 2003—Con.

[Excludes most government employees, railroad employees, and self-employed persons. Size class 1 to 4 includes establishments with payroll, but no employees, during mid-March pay period. (D) denotes figures withheld to avoid disclosing data for individual companies; the data are included in broader industry totals. Detailed industries with 100 or more employees are shown if industry was not a (D). For explanation of terms, abbreviations, and data reliability/comparability, see introductory text]

| NAICS code | Industry | Number of employees for week including March 12 | Payroll (\$1,000) | | Total number of establishments | Number of establishments by employment-size class | | | | | | | | |
|------------------|---|---|-------------------|--------|--------------------------------|---|--------|----------|----------|----------|------------|------------|------------|---------------|
| | | | First quarter | Annual | | 1 to 4 | 5 to 9 | 10 to 19 | 20 to 49 | 50 to 99 | 100 to 249 | 250 to 499 | 500 to 999 | 1,000 or more |
| GRIGGS | | | | | | | | | | | | | | |
| | Total | 781 | 3 515 | 15 688 | 106 | 72 | 17 | 8 | 6 | 2 | 1 | - | - | - |
| 23 | Construction | 17 | 74 | 395 | 8 | 7 | 1 | - | - | - | - | - | - | - |
| 31-33 | Manufacturing | 91 | 586 | 2 683 | 3 | - | - | 1 | 1 | 1 | - | - | - | - |
| 42 | Wholesale trade | 61 | 440 | 2 075 | 10 | 6 | 2 | 2 | - | - | - | - | - | - |
| 44-45 | Retail trade | 67 | 191 | 970 | 14 | 9 | 4 | - | 1 | - | - | - | - | - |
| 48-49 | Transportation & warehousing | 10 | 39 | 167 | 7 | 6 | 1 | - | - | - | - | - | - | - |
| 51 | Information | (A) | (D) | (D) | 3 | 1 | 1 | 1 | - | - | - | - | - | - |
| 52 | Finance & insurance | 47 | 434 | 1 686 | 6 | 3 | 2 | - | 1 | - | - | - | - | - |
| 53 | Real estate & rental & leasing | (A) | (D) | (D) | 5 | 5 | - | - | - | - | - | - | - | - |
| 54 | Professional, scientific & technical services | 67 | 248 | 1 240 | 12 | 8 | 1 | 2 | 1 | - | - | - | - | - |
| 56 | Admin, support, waste mgt, remediation services | (B) | (D) | (D) | 1 | - | - | - | - | 1 | - | - | - | - |
| 61 | Educational services | (B) | (D) | (D) | 1 | - | - | - | 1 | - | - | - | - | - |
| 62 | Health care and social assistance | (C) | (D) | (D) | 3 | 2 | - | - | - | - | 1 | - | - | - |
| 622 | Hospitals | (C) | (D) | (D) | 1 | - | - | - | - | - | 1 | - | - | - |
| 6221 | General medical & surgical hospitals | (C) | (D) | (D) | 1 | - | - | - | - | - | 1 | - | - | - |
| 62211 | General medical & surgical hospitals | (C) | (D) | (D) | 1 | - | - | - | - | - | 1 | - | - | - |
| 71 | Arts, entertainment & recreation | 47 | 73 | 320 | 3 | 1 | - | 1 | 1 | - | - | - | - | - |
| 72 | Accommodation & food services | (B) | (D) | (D) | 10 | 7 | 2 | 1 | - | - | - | - | - | - |
| 81 | Other services (except public administration) | 47 | 125 | 606 | 19 | 16 | 3 | - | - | - | - | - | - | - |
| 99 | Unclassified establishments | (A) | (D) | (D) | 1 | 1 | - | - | - | - | - | - | - | - |
| HETTINGER | | | | | | | | | | | | | | |
| | Total | 419 | 1 767 | 8 125 | 105 | 81 | 15 | 8 | - | 1 | - | - | - | - |
| 11 | Forestry, fishing, hunting, and agriculture support | (A) | (D) | (D) | 1 | 1 | - | - | - | - | - | - | - | - |
| 22 | Utilities | (A) | (D) | (D) | 3 | 2 | - | 1 | - | - | - | - | - | - |
| 23 | Construction | 18 | 51 | 763 | 6 | 5 | 1 | - | - | - | - | - | - | - |
| 31-33 | Manufacturing | (A) | (D) | (D) | 1 | 1 | - | - | - | - | - | - | - | - |
| 42 | Wholesale trade | 28 | 229 | 880 | 6 | 5 | - | 1 | - | - | - | - | - | - |
| 44-45 | Retail trade | 84 | 331 | 1 377 | 15 | 7 | 6 | 2 | - | - | - | - | - | - |
| 48-49 | Transportation & warehousing | 19 | 42 | 211 | 8 | 7 | 1 | - | - | - | - | - | - | - |
| 51 | Information | (A) | (D) | (D) | 2 | 1 | - | 1 | - | - | - | - | - | - |
| 52 | Finance & insurance | 46 | 272 | 1 159 | 13 | 11 | 1 | 1 | - | - | - | - | - | - |
| 53 | Real estate & rental & leasing | 8 | 16 | 64 | 3 | 2 | 1 | - | - | - | - | - | - | - |
| 54 | Professional, scientific & technical services | (A) | (D) | (D) | 4 | 4 | - | - | - | - | - | - | - | - |
| 56 | Admin, support, waste mgt, remediation services | (A) | (D) | (D) | 2 | 2 | - | - | - | - | - | - | - | - |
| 61 | Educational services | (A) | (D) | (D) | 1 | 1 | - | - | - | - | - | - | - | - |
| 62 | Health care and social assistance | 97 | 367 | 1 716 | 8 | 4 | 3 | - | - | 1 | - | - | - | - |
| 71 | Arts, entertainment & recreation | (A) | (D) | (D) | 4 | 4 | - | - | - | - | - | - | - | - |
| 72 | Accommodation & food services | (B) | (D) | (D) | 10 | 8 | - | 2 | - | - | - | - | - | - |
| 81 | Other services (except public administration) | 33 | 71 | 313 | 17 | 15 | 2 | - | - | - | - | - | - | - |
| 99 | Unclassified establishments | (A) | (D) | (D) | 1 | 1 | - | - | - | - | - | - | - | - |
| KIDDER | | | | | | | | | | | | | | |
| | Total | 417 | 1 772 | 7 519 | 66 | 46 | 11 | 4 | 4 | 1 | - | - | - | - |
| 22 | Utilities | (A) | (D) | (D) | 1 | 1 | - | - | - | - | - | - | - | - |
| 23 | Construction | 14 | 47 | 177 | 4 | 3 | 1 | - | - | - | - | - | - | - |
| 31-33 | Manufacturing | (A) | (D) | (D) | 2 | 2 | - | - | - | - | - | - | - | - |
| 42 | Wholesale trade | 16 | 98 | 403 | 4 | 2 | 2 | - | - | - | - | - | - | - |
| 44-45 | Retail trade | 53 | 180 | 812 | 10 | 6 | 3 | - | 1 | - | - | - | - | - |
| 48-49 | Transportation & warehousing | 3 | 7 | 34 | 3 | 3 | - | - | - | - | - | - | - | - |
| 51 | Information | (B) | (D) | (D) | 3 | 2 | - | 1 | - | - | - | - | - | - |
| 52 | Finance & insurance | 41 | 263 | 1 200 | 6 | 3 | 2 | 1 | - | - | - | - | - | - |
| 53 | Real estate & rental & leasing | (B) | (D) | (D) | 3 | 2 | - | - | 1 | - | - | - | - | - |
| 54 | Professional, scientific & technical services | 21 | 81 | 304 | 4 | 2 | 1 | 1 | - | - | - | - | - | - |
| 55 | Management of companies & enterprises | (A) | (D) | (D) | 1 | 1 | - | - | - | - | - | - | - | - |
| 56 | Admin, support, waste mgt, remediation services | (A) | (D) | (D) | 1 | 1 | - | - | - | - | - | - | - | - |
| 62 | Health care and social assistance | (C) | (D) | (D) | 7 | 3 | 1 | 2 | - | 1 | - | - | - | - |
| 71 | Arts, entertainment & recreation | (A) | (D) | (D) | 2 | 2 | - | - | - | - | - | - | - | - |

See footnotes at end of table.

Table 6. Counties—Employees, Payroll, and Establishments by Industry: 2003—Con.

[Excludes most government employees, railroad employees, and self-employed persons. Size class 1 to 4 includes establishments with payroll, but no employees, during mid-March pay period. (D) denotes figures withheld to avoid disclosing data for individual companies; the data are included in broader industry totals. Detailed industries with 100 or more employees are shown if industry was not a (D). For explanation of terms, abbreviations, and data reliability/comparability, see introductory text]

| NAICS code | Industry | Number of employees for week including March 12 | Payroll (\$1,000) | | Total number of establishments | Number of establishments by employment-size class | | | | | | | | |
|--------------------|---|---|-------------------|--------|--------------------------------|---|--------|----------|----------|----------|------------|------------|------------|---------------|
| | | | First quarter | Annual | | 1 to 4 | 5 to 9 | 10 to 19 | 20 to 49 | 50 to 99 | 100 to 249 | 250 to 499 | 500 to 999 | 1,000 or more |
| KIDDER—Con. | | | | | | | | | | | | | | |
| 72 | Accommodation & food services | (B) | (D) | (D) | 9 | 8 | — | — | 1 | — | — | — | — | — |
| 81 | Other services (except public administration) | 13 | 34 | 120 | 6 | 5 | 1 | — | — | — | — | — | — | — |
| LA MOURE | | | | | | | | | | | | | | |
| | Total | 945 | 4 724 | 19 662 | 142 | 86 | 28 | 19 | 7 | 2 | — | — | — | — |
| 11 | Forestry, fishing, hunting, and agriculture support | (A) | (D) | (D) | 4 | 4 | — | — | — | — | — | — | — | — |
| 22 | Utilities | (B) | (D) | (D) | 1 | — | — | — | 1 | — | — | — | — | — |
| 23 | Construction | 3 | 12 | 87 | 5 | 5 | — | — | — | — | — | — | — | — |
| 31-33 | Manufacturing | 108 | 559 | 2 523 | 9 | 3 | 4 | 1 | — | 1 | — | — | — | — |
| 42 | Wholesale trade | 156 | 1 110 | 4 209 | 13 | 4 | 2 | 5 | 2 | — | — | — | — | — |
| 44-45 | Retail trade | 113 | 453 | 1 863 | 23 | 14 | 6 | 2 | 1 | — | — | — | — | — |
| 48-49 | Transportation & warehousing | 76 | 378 | 1 395 | 13 | 8 | 2 | 2 | 1 | — | — | — | — | — |
| 51 | Information | (B) | (D) | (D) | 3 | 1 | — | 2 | — | — | — | — | — | — |
| 52 | Finance & insurance | 98 | 761 | 3 145 | 15 | 9 | 3 | 2 | 1 | — | — | — | — | — |
| 53 | Real estate & rental & leasing | (A) | (D) | (D) | 2 | 2 | — | — | — | — | — | — | — | — |
| 54 | Professional, scientific & technical services | (A) | (D) | (D) | 2 | 1 | 1 | — | — | — | — | — | — | — |
| 61 | Educational services | (A) | (D) | (D) | 3 | 3 | — | — | — | — | — | — | — | — |
| 62 | Health care and social assistance | 132 | 499 | 1 957 | 8 | 6 | — | — | 1 | 1 | — | — | — | — |
| 623 | Nursing & residential care facilities | (C) | (D) | (D) | 2 | — | — | — | 1 | 1 | — | — | — | — |
| 71 | Arts, entertainment & recreation | (A) | (D) | (D) | 4 | 3 | 1 | — | — | — | — | — | — | — |
| 72 | Accommodation & food services | 92 | 120 | 576 | 20 | 10 | 7 | 3 | — | — | — | — | — | — |
| 81 | Other services (except public administration) | 66 | 131 | 546 | 17 | 13 | 2 | 2 | — | — | — | — | — | — |
| LOGAN | | | | | | | | | | | | | | |
| | Total | 345 | 1 449 | 6 445 | 77 | 50 | 20 | 5 | 1 | 1 | — | — | — | — |
| 22 | Utilities | (A) | (D) | (D) | 1 | 1 | — | — | — | — | — | — | — | — |
| 23 | Construction | 9 | 28 | 192 | 7 | 6 | 1 | — | — | — | — | — | — | — |
| 31-33 | Manufacturing | (A) | (D) | (D) | 1 | 1 | — | — | — | — | — | — | — | — |
| 42 | Wholesale trade | 70 | 386 | 1 571 | 7 | 2 | 2 | 2 | 1 | — | — | — | — | — |
| 44-45 | Retail trade | 44 | 168 | 859 | 10 | 4 | 6 | — | — | — | — | — | — | — |
| 48-49 | Transportation & warehousing | 25 | 118 | 469 | 7 | 5 | 1 | 1 | — | — | — | — | — | — |
| 51 | Information | (A) | (D) | (D) | 1 | 1 | — | — | — | — | — | — | — | — |
| 52 | Finance & insurance | 30 | 189 | 891 | 8 | 5 | 2 | 1 | — | — | — | — | — | — |
| 53 | Real estate & rental & leasing | (A) | (D) | (D) | 1 | 1 | — | — | — | — | — | — | — | — |
| 54 | Professional, scientific & technical services | (A) | (D) | (D) | 3 | 2 | 1 | — | — | — | — | — | — | — |
| 62 | Health care and social assistance | 97 | 402 | 1 717 | 10 | 6 | 3 | — | — | 1 | — | — | — | — |
| 72 | Accommodation & food services | (B) | (D) | (D) | 9 | 5 | 3 | 1 | — | — | — | — | — | — |
| 81 | Other services (except public administration) | 17 | 39 | 214 | 12 | 11 | 1 | — | — | — | — | — | — | — |
| MCHENRY | | | | | | | | | | | | | | |
| | Total | 653 | 3 360 | 14 221 | 122 | 95 | 12 | 9 | 3 | 2 | 1 | — | — | — |
| 11 | Forestry, fishing, hunting, and agriculture support | (A) | (D) | (D) | 1 | 1 | — | — | — | — | — | — | — | — |
| 21 | Mining | (A) | (D) | (D) | 1 | 1 | — | — | — | — | — | — | — | — |
| 22 | Utilities | (B) | (D) | (D) | 1 | — | — | — | — | 1 | — | — | — | — |
| 23 | Construction | 26 | 97 | 870 | 18 | 16 | 2 | — | — | — | — | — | — | — |
| 31-33 | Manufacturing | 111 | 773 | 2 871 | 4 | 1 | — | 1 | 1 | 1 | — | — | — | — |
| 311 | Food mfg | 111 | 773 | 2 871 | 4 | 1 | — | 1 | 1 | 1 | — | — | — | — |
| 42 | Wholesale trade | 69 | 489 | 2 245 | 8 | 3 | 2 | 2 | 1 | — | — | — | — | — |
| 44-45 | Retail trade | 124 | 445 | 1 988 | 22 | 13 | 4 | 4 | 1 | — | — | — | — | — |
| 48-49 | Transportation & warehousing | 23 | 155 | 606 | 11 | 10 | 1 | — | — | — | — | — | — | — |
| 51 | Information | (A) | (D) | (D) | 2 | 2 | — | — | — | — | — | — | — | — |
| 52 | Finance & insurance | 53 | 273 | 1 182 | 16 | 13 | 1 | 2 | — | — | — | — | — | — |
| 53 | Real estate & rental & leasing | 13 | 12 | 51 | 7 | 7 | — | — | — | — | — | — | — | — |
| 54 | Professional, scientific & technical services | (A) | (D) | (D) | 2 | 2 | — | — | — | — | — | — | — | — |
| 56 | Admin, support, waste mgt, remediation services | (A) | (D) | (D) | 3 | 3 | — | — | — | — | — | — | — | — |

See footnotes at end of table.

Table 6. Counties—Employees, Payroll, and Establishments by Industry: 2003—Con.

[Excludes most government employees, railroad employees, and self-employed persons. Size class 1 to 4 includes establishments with payroll, but no employees, during mid-March pay period. (D) denotes figures withheld to avoid disclosing data for individual companies; the data are included in broader industry totals. Detailed industries with 100 or more employees are shown if industry was not a (D). For explanation of terms, abbreviations, and data reliability/comparability, see introductory text]

| NAICS code | Industry | Number of employees for week including March 12 | Payroll (\$1,000) | | Total number of establishments | Number of establishments by employment-size class | | | | | | | | |
|----------------------|---|---|-------------------|--------|--------------------------------|---|--------|----------|----------|----------|------------|------------|------------|---------------|
| | | | First quarter | Annual | | 1 to 4 | 5 to 9 | 10 to 19 | 20 to 49 | 50 to 99 | 100 to 249 | 250 to 499 | 500 to 999 | 1,000 or more |
| MC HENRY—Con. | | | | | | | | | | | | | | |
| 62 | Health care and social assistance | (C) | (D) | (D) | 5 | 4 | — | — | — | — | 1 | — | — | — |
| 623 | Nursing & residential care facilities | (C) | (D) | (D) | 1 | — | — | — | — | — | 1 | — | — | — |
| 6231 | Nursing care facilities | (C) | (D) | (D) | 1 | — | — | — | — | — | 1 | — | — | — |
| 62311 | Nursing care facilities | (C) | (D) | (D) | 1 | — | — | — | — | — | 1 | — | — | — |
| 71 | Arts, entertainment & recreation | (A) | (D) | (D) | 2 | 2 | — | — | — | — | — | — | — | — |
| 72 | Accommodation & food services | 12 | 25 | 93 | 7 | 6 | 1 | — | — | — | — | — | — | — |
| 81 | Other services (except public administration) | 23 | 52 | 323 | 11 | 10 | 1 | — | — | — | — | — | — | — |
| 99 | Unclassified establishments | (A) | (D) | (D) | 1 | 1 | — | — | — | — | — | — | — | — |
| MCINTOSH | | | | | | | | | | | | | | |
| | Total | 1 002 | 4 493 | 18 390 | 129 | 81 | 19 | 21 | 5 | 1 | 2 | — | — | — |
| 21 | Mining | (A) | (D) | (D) | 1 | — | 1 | — | — | — | — | — | — | — |
| 22 | Utilities | (A) | (D) | (D) | 2 | 2 | — | — | — | — | — | — | — | — |
| 23 | Construction | 14 | 60 | 247 | 9 | 8 | 1 | — | — | — | — | — | — | — |
| 31-33 | Manufacturing | 90 | 384 | 1 674 | 6 | 2 | 1 | 1 | 2 | — | — | — | — | — |
| 42 | Wholesale trade | 67 | 236 | 994 | 6 | 3 | — | 1 | 2 | — | — | — | — | — |
| 44-45 | Retail trade | 178 | 853 | 3 509 | 26 | 13 | 6 | 7 | — | — | — | — | — | — |
| 48-49 | Transportation & warehousing | 18 | 137 | 560 | 5 | 4 | — | 1 | — | — | — | — | — | — |
| 51 | Information | 47 | 168 | 699 | 3 | — | 1 | 1 | 1 | — | — | — | — | — |
| 52 | Finance & insurance | 66 | 374 | 1 464 | 12 | 9 | — | 3 | — | — | — | — | — | — |
| 53 | Real estate & rental & leasing | (A) | (D) | (D) | 2 | 2 | — | — | — | — | — | — | — | — |
| 54 | Professional, scientific & technical services | 4 | 14 | 56 | 4 | 4 | — | — | — | — | — | — | — | — |
| 56 | Admin, support, waste mgt, remediation services | (A) | (D) | (D) | 3 | 2 | 1 | — | — | — | — | — | — | — |
| 61 | Educational services | (A) | (D) | (D) | 1 | 1 | — | — | — | — | — | — | — | — |
| 62 | Health care and social assistance | 393 | 2 012 | 8 077 | 14 | 4 | 4 | 3 | — | 1 | 2 | — | — | — |
| 622 | Hospitals | (C) | (D) | (D) | 2 | — | — | — | — | 1 | 1 | — | — | — |
| 6221 | General medical & surgical hospitals | (C) | (D) | (D) | 2 | — | — | — | — | 1 | 1 | — | — | — |
| 62211 | General medical & surgical hospitals | (C) | (D) | (D) | 2 | — | — | — | — | 1 | 1 | — | — | — |
| 623 | Nursing & residential care facilities | (C) | (D) | (D) | 1 | — | — | — | — | — | 1 | — | — | — |
| 6231 | Nursing care facilities | (C) | (D) | (D) | 1 | — | — | — | — | — | 1 | — | — | — |
| 62311 | Nursing care facilities | (C) | (D) | (D) | 1 | — | — | — | — | — | 1 | — | — | — |
| 71 | Arts, entertainment & recreation | 3 | 4 | 29 | 4 | 4 | — | — | — | — | — | — | — | — |
| 72 | Accommodation & food services | 51 | 76 | 372 | 14 | 11 | — | 3 | — | — | — | — | — | — |
| 81 | Other services (except public administration) | 51 | 80 | 359 | 17 | 12 | 4 | 1 | — | — | — | — | — | — |
| MCKENZIE | | | | | | | | | | | | | | |
| | Total | 980 | 5 431 | 23 363 | 149 | 97 | 26 | 15 | 8 | 3 | — | — | — | — |
| 11 | Forestry, fishing, hunting, and agriculture support | (A) | (D) | (D) | 2 | 1 | 1 | — | — | — | — | — | — | — |
| 21 | Mining | 84 | 660 | 2 855 | 10 | 4 | 1 | 4 | 1 | — | — | — | — | — |
| 22 | Utilities | (B) | (D) | (D) | 2 | 1 | — | — | 1 | — | — | — | — | — |
| 23 | Construction | 67 | 348 | 2 195 | 16 | 12 | 1 | 2 | 1 | — | — | — | — | — |
| 31-33 | Manufacturing | 78 | 406 | 1 886 | 5 | 2 | 2 | — | — | 1 | — | — | — | — |
| 42 | Wholesale trade | 69 | 638 | 2 751 | 13 | 8 | 3 | 2 | — | — | — | — | — | — |
| 44-45 | Retail trade | 134 | 587 | 2 628 | 24 | 14 | 6 | 3 | 1 | — | — | — | — | — |
| 48-49 | Transportation & warehousing | 21 | 147 | 580 | 8 | 7 | 1 | — | — | — | — | — | — | — |
| 51 | Information | (A) | (D) | (D) | 1 | — | 1 | — | — | — | — | — | — | — |
| 52 | Finance & insurance | 81 | 882 | 3 052 | 9 | 5 | 2 | 1 | 1 | — | — | — | — | — |
| 53 | Real estate & rental & leasing | (A) | (D) | (D) | 2 | 1 | 1 | — | — | — | — | — | — | — |
| 54 | Professional, scientific & technical services | 24 | 95 | 452 | 7 | 6 | — | 1 | — | — | — | — | — | — |
| 56 | Admin, support, waste mgt, remediation services | 31 | 73 | 326 | 4 | 3 | — | — | 1 | — | — | — | — | — |
| 61 | Educational services | (A) | (D) | (D) | 1 | 1 | — | — | — | — | — | — | — | — |
| 62 | Health care and social assistance | 196 | 795 | 3 409 | 6 | 1 | 1 | 1 | 1 | 2 | — | — | — | — |
| 71 | Arts, entertainment & recreation | 1 | 1 | 24 | 4 | 4 | — | — | — | — | — | — | — | — |
| 72 | Accommodation & food services | 55 | 88 | 307 | 13 | 10 | 2 | — | 1 | — | — | — | — | — |
| 81 | Other services (except public administration) | 76 | 168 | 676 | 22 | 17 | 4 | 1 | — | — | — | — | — | — |

See footnotes at end of table.

Table 6. Counties—Employees, Payroll, and Establishments by Industry: 2003—Con.

[Excludes most government employees, railroad employees, and self-employed persons. Size class 1 to 4 includes establishments with payroll, but no employees, during mid-March pay period. (D) denotes figures withheld to avoid disclosing data for individual companies; the data are included in broader industry totals. Detailed industries with 100 or more employees are shown if industry was not a (D). For explanation of terms, abbreviations, and data reliability/comparability, see introductory text]

| NAICS code | Industry | Number of employees for week including March 12 | Payroll (\$1,000) | | Total number of establishments | Number of establishments by employment-size class | | | | | | | | |
|------------------|--|---|-------------------|----------------|--------------------------------|---|-----------|-----------|-----------|----------|------------|------------|------------|---------------|
| | | | First quarter | Annual | | 1 to 4 | 5 to 9 | 10 to 19 | 20 to 49 | 50 to 99 | 100 to 249 | 250 to 499 | 500 to 999 | 1,000 or more |
| MCCLENNAN | | | | | | | | | | | | | | |
| | Total | 1 840 | 13 434 | 57 150 | 233 | 156 | 42 | 21 | 8 | 3 | 3 | | | |
| 11 | Forestry, fishing, hunting, and agriculture support | (A) | (D) | (D) | 2 | 1 | — | 1 | — | — | — | — | — | — |
| 21 | Mining | (C) | (D) | (D) | 1 | — | — | — | — | — | 1 | — | — | — |
| 212 | Mining (except oil & gas) | (C) | (D) | (D) | 1 | — | — | — | — | — | 1 | — | — | — |
| 2121 | Coal mining | (C) | (D) | (D) | 1 | — | — | — | — | — | 1 | — | — | — |
| 21211 | Coal mining | (C) | (D) | (D) | 1 | — | — | — | — | — | 1 | — | — | — |
| 22 | Utilities | (C) | (D) | (D) | 6 | 3 | — | 2 | — | — | 1 | — | — | — |
| 221 | Utilities | (C) | (D) | (D) | 6 | 3 | — | 2 | — | — | 1 | — | — | — |
| 2211 | Elec pwr generation, transmsn & distribution ... | (C) | (D) | (D) | 5 | 2 | — | 2 | — | — | 1 | — | — | — |
| 22111 | Electric power generation | (C) | (D) | (D) | 2 | — | — | 1 | — | — | 1 | — | — | — |
| 23 | Construction | 37 | 160 | 1 434 | 23 | 22 | — | 1 | — | — | — | — | — | — |
| 31-33 | Manufacturing | (A) | (D) | (D) | 4 | 1 | 3 | — | — | — | — | — | — | — |
| 42 | Wholesale trade | 126 | 949 | 4 268 | 19 | 6 | 9 | 4 | — | — | — | — | — | — |
| 44-45 | Retail trade | 246 | 711 | 3 486 | 38 | 20 | 13 | 2 | 3 | — | — | — | — | — |
| 48-49 | Transportation & warehousing | (B) | (D) | (D) | 7 | 5 | 1 | 1 | — | — | — | — | — | — |
| 51 | Information | (B) | (D) | (D) | 3 | 1 | — | 1 | 1 | — | — | — | — | — |
| 52 | Finance & insurance | 131 | 736 | 3 233 | 18 | 11 | — | 5 | 2 | — | — | — | — | — |
| 53 | Real estate & rental & leasing | 9 | 16 | 64 | 3 | 2 | 1 | — | — | — | — | — | — | — |
| 54 | Professional, scientific & technical services | 23 | 104 | 464 | 10 | 9 | 1 | — | — | — | — | — | — | — |
| 56 | Admin, support, waste mgt, remediation services | 19 | 36 | 141 | 5 | 3 | 2 | — | — | — | — | — | — | — |
| 61 | Educational services | (A) | (D) | (D) | 2 | 2 | — | — | — | — | — | — | — | — |
| 62 | Health care and social assistance | 421 | 1 973 | 8 171 | 17 | 10 | 3 | — | — | 3 | 1 | — | — | — |
| 622 | Hospitals | (C) | (D) | (D) | 2 | — | — | — | — | 1 | 1 | — | — | — |
| 6221 | General medical & surgical hospitals | (C) | (D) | (D) | 2 | — | — | — | — | 1 | 1 | — | — | — |
| 62211 | General medical & surgical hospitals | (C) | (D) | (D) | 2 | — | — | — | — | 1 | 1 | — | — | — |
| 623 | Nursing & residential care facilities | (C) | (D) | (D) | 3 | 1 | — | — | — | 2 | — | — | — | — |
| 6231 | Nursing care facilities | (C) | (D) | (D) | 2 | — | — | — | — | 2 | — | — | — | — |
| 62311 | Nursing care facilities | (C) | (D) | (D) | 2 | — | — | — | — | 2 | — | — | — | — |
| 71 | Arts, entertainment & recreation | (B) | (D) | (D) | 4 | 3 | — | — | 1 | — | — | — | — | — |
| 72 | Accommodation & food services | 114 | 174 | 823 | 31 | 23 | 4 | 3 | 1 | — | — | — | — | — |
| 722 | Food services & drinking places | 107 | 164 | 757 | 27 | 19 | 4 | 3 | 1 | — | — | — | — | — |
| 81 | Other services (except public administration) | 95 | 214 | 1 077 | 39 | 33 | 5 | 1 | — | — | — | — | — | — |
| 99 | Unclassified establishments | (A) | (D) | (D) | 1 | 1 | — | — | — | — | — | — | — | — |
| MERCER | | | | | | | | | | | | | | |
| | Total | 3 628 | 36 121 | 148 833 | 234 | 132 | 40 | 31 | 18 | 7 | 4 | 1 | 1 | |
| 11 | Forestry, fishing, hunting, and agriculture support | (A) | (D) | (D) | 1 | 1 | — | — | — | — | — | — | — | — |
| 21 | Mining | 1 249 | 20 364 | 84 620 | 5 | 2 | — | — | — | — | 1 | 1 | 1 | — |
| 211 | Oil & gas extraction | (F) | (D) | (D) | 1 | — | — | — | — | — | — | — | 1 | — |
| 2111 | Oil & gas extraction | (F) | (D) | (D) | 1 | — | — | — | — | — | — | — | 1 | — |
| 21111 | Oil & gas extraction | (F) | (D) | (D) | 1 | — | — | — | — | — | — | — | 1 | — |
| 212 | Mining (except oil & gas) | (F) | (D) | (D) | 3 | 1 | — | — | — | — | 1 | 1 | — | — |
| 2121 | Coal mining | (F) | (D) | (D) | 3 | 1 | — | — | — | — | 1 | 1 | — | — |
| 21211 | Coal mining | (F) | (D) | (D) | 3 | 1 | — | — | — | — | 1 | 1 | — | — |
| 22 | Utilities | 510 | 8 406 | 33 063 | 7 | 2 | — | — | 1 | 2 | 2 | — | — | — |
| 221 | Utilities | 510 | 8 406 | 33 063 | 7 | 2 | — | — | 1 | 2 | 2 | — | — | — |
| 2211 | Elec pwr generation, transmsn & distribution ... | (F) | (D) | (D) | 5 | — | — | — | 1 | 2 | 2 | — | — | — |
| 22111 | Electric power generation | (E) | (D) | (D) | 3 | — | — | — | — | 1 | 2 | — | — | — |
| 22112 | Electric pwr transmsn, control & distribution .. | (C) | (D) | (D) | 2 | — | — | — | 1 | 1 | — | — | — | — |
| 23 | Construction | 97 | 498 | 2 831 | 21 | 17 | 1 | 1 | 2 | — | — | — | — | — |
| 31-33 | Manufacturing | (B) | (D) | (D) | 6 | 2 | 2 | 2 | — | — | — | — | — | — |
| 42 | Wholesale trade | 18 | 97 | 430 | 5 | 3 | 2 | — | — | — | — | — | — | — |
| 44-45 | Retail trade | 449 | 1 405 | 6 176 | 39 | 14 | 9 | 10 | 5 | 1 | — | — | — | — |
| 445 | Food & beverage stores | (C) | (D) | (D) | 6 | 2 | 2 | — | 1 | 1 | — | — | — | — |
| 4451 | Grocery stores | 106 | 235 | 1 127 | 4 | 2 | — | — | 1 | 1 | — | — | — | — |
| 44511 | Grocery (except convenience) stores | 106 | 235 | 1 127 | 4 | 2 | — | — | 1 | 1 | — | — | — | — |
| 445110 | Grocery (except convenience) stores | 106 | 235 | 1 127 | 4 | 2 | — | — | 1 | 1 | — | — | — | — |
| 447 | Gasoline stations | 142 | 404 | 1 739 | 11 | 3 | 3 | 2 | 3 | — | — | — | — | — |
| 4471 | Gasoline stations | 142 | 404 | 1 739 | 11 | 3 | 3 | 2 | 3 | — | — | — | — | — |
| 44711 | Gasoline stations with convenience stores ... | (C) | (D) | (D) | 9 | 3 | 2 | 1 | 3 | — | — | — | — | — |
| 48-49 | Transportation & warehousing | (B) | (D) | (D) | 10 | 8 | — | 2 | — | — | — | — | — | — |
| 51 | Information | 98 | 916 | 3 839 | 6 | 3 | 1 | 1 | — | 1 | — | — | — | — |
| 52 | Finance & insurance | 107 | 569 | 2 364 | 17 | 12 | 3 | — | 2 | — | — | — | — | — |

See footnotes at end of table.

Table 6. Counties—Employees, Payroll, and Establishments by Industry: 2003—Con.

[Excludes most government employees, railroad employees, and self-employed persons. Size class 1 to 4 includes establishments with payroll, but no employees, during mid-March pay period. (D) denotes figures withheld to avoid disclosing data for individual companies; the data are included in broader industry totals. Detailed industries with 100 or more employees are shown if industry was not a (D). For explanation of terms, abbreviations, and data reliability/comparability, see introductory text]

| NAICS code | Industry | Number of employees for week including March 12 | Payroll (\$1,000) | | Total number of establishments | Number of establishments by employment-size class | | | | | | | | |
|--------------------|--|---|-------------------|----------------|--------------------------------|---|------------|-----------|-----------|-----------|------------|------------|------------|---------------|
| | | | First quarter | Annual | | 1 to 4 | 5 to 9 | 10 to 19 | 20 to 49 | 50 to 99 | 100 to 249 | 250 to 499 | 500 to 999 | 1,000 or more |
| MERCER—Con. | | | | | | | | | | | | | | |
| 53 | Real estate & rental & leasing | (A) | (D) | (D) | 5 | 4 | 1 | — | — | — | — | — | — | — |
| 54 | Professional, scientific & technical services | 39 | 168 | 633 | 10 | 5 | 5 | — | — | — | — | — | — | — |
| 56 | Admin. support, waste mgmt, remediation services | 114 | 466 | 1 880 | 12 | 8 | 1 | — | 2 | 1 | — | — | — | — |
| 561 | Administrative & support services | (C) | (D) | (D) | 10 | 7 | — | — | 2 | 1 | — | — | — | — |
| 62 | Health care and social assistance | 396 | 2 160 | 8 222 | 18 | 6 | 2 | 5 | 3 | 1 | 1 | — | — | — |
| 623 | Nursing & residential care facilities | 174 | 753 | 2 991 | 3 | — | — | 2 | — | — | 1 | — | — | — |
| 6231 | Nursing care facilities | (C) | (D) | (D) | 1 | — | — | — | — | — | 1 | — | — | — |
| 62311 | Nursing care facilities | (C) | (D) | (D) | 1 | — | — | — | — | — | 1 | — | — | — |
| 71 | Arts, entertainment & recreation | 12 | 32 | 171 | 6 | 6 | — | — | — | — | — | — | — | — |
| 72 | Accommodation & food services | 307 | 364 | 1 759 | 29 | 11 | 7 | 7 | 3 | 1 | — | — | — | — |
| 722 | Food services & drinking places | 263 | 288 | 1 343 | 20 | 7 | 4 | 5 | 3 | 1 | — | — | — | — |
| 7222 | Limited-service eating places | 145 | 141 | 634 | 7 | 1 | 2 | 2 | 1 | 1 | — | — | — | — |
| 72221 | Limited-service eating places | 145 | 141 | 634 | 7 | 1 | 2 | 2 | 1 | 1 | — | — | — | — |
| 81 | Other services (except public administration) | 144 | 353 | 1 460 | 36 | 27 | 6 | 3 | — | — | — | — | — | — |
| 813 | Religious, grantmaking, civic, prof & like organizations | 100 | 214 | 839 | 19 | 13 | 3 | 3 | — | — | — | — | — | — |
| 99 | Unclassified establishments | (A) | (D) | (D) | 1 | 1 | — | — | — | — | — | — | — | — |
| MORTON | | | | | | | | | | | | | | |
| | Total | 7 430 | 47 913 | 203 538 | 688 | 385 | 141 | 88 | 49 | 15 | 8 | 1 | 1 | — |
| 11 | Forestry, fishing, hunting, and agriculture support | (A) | (D) | (D) | 5 | 5 | — | — | — | — | — | — | — | — |
| 21 | Mining | (B) | (D) | (D) | 2 | 1 | — | — | 1 | — | — | — | — | — |
| 22 | Utilities | 109 | 1 576 | 6 483 | 6 | 3 | — | — | 3 | — | — | — | — | — |
| 221 | Utilities | 109 | 1 576 | 6 483 | 6 | 3 | — | — | 3 | — | — | — | — | — |
| 23 | Construction | 525 | 2 792 | 14 893 | 101 | 69 | 20 | 7 | 4 | 1 | — | — | — | — |
| 238 | Specialty Trade Contractors | 446 | 2 496 | 12 937 | 67 | 40 | 16 | 6 | 4 | 1 | — | — | — | — |
| 2381 | Foundation, Structure, and Building Exterior Contractors | 185 | 940 | 5 719 | 25 | 15 | 6 | 2 | 1 | 1 | — | — | — | — |
| 2382 | Building Equipment Contractors | 136 | 795 | 3 537 | 19 | 11 | 5 | 1 | 2 | — | — | — | — | — |
| 31-33 | Manufacturing | 994 | 9 055 | 34 942 | 36 | 10 | 8 | 8 | 6 | 2 | 1 | 1 | — | — |
| 311 | Food mfg | 394 | 2 318 | 9 031 | 4 | — | — | 1 | 2 | — | — | 1 | — | — |
| 3116 | Animal slaughtering & processing | (E) | (D) | (D) | 2 | — | — | 1 | — | — | — | 1 | — | — |
| 31161 | Animal slaughtering & processing | (E) | (D) | (D) | 2 | — | — | 1 | — | — | — | 1 | — | — |
| 324 | Petroleum & coal products mfg | (C) | (D) | (D) | 1 | — | — | — | — | — | 1 | — | — | — |
| 3241 | Petroleum & coal products mfg | (C) | (D) | (D) | 1 | — | — | — | — | — | 1 | — | — | — |
| 32411 | Petroleum refineries | (C) | (D) | (D) | 1 | — | — | — | — | — | — | — | — | — |
| 42 | Wholesale trade | 338 | 1 882 | 8 527 | 42 | 17 | 20 | 1 | 3 | 1 | — | — | — | — |
| 423 | Merchant Wholesalers, Durable Goods | 149 | 1 092 | 5 229 | 25 | 12 | 11 | — | 2 | — | — | — | — | — |
| 424 | Merchant Wholesalers, Nondurable Goods | 101 | 547 | 2 184 | 14 | 4 | 8 | 1 | 1 | — | — | — | — | — |
| 44-45 | Retail trade | 1 160 | 6 331 | 28 116 | 98 | 41 | 23 | 24 | 5 | 3 | 2 | — | — | — |
| 441 | Motor vehicle & parts dealers | 415 | 3 312 | 15 086 | 21 | 8 | 5 | 4 | 1 | 2 | 1 | — | — | — |
| 4411 | Automobile dealers | 314 | 2 677 | 11 901 | 9 | 5 | — | 1 | — | 2 | 1 | — | — | — |
| 44111 | New car dealers | 292 | 2 628 | 11 704 | 3 | — | — | — | — | 2 | 1 | — | — | — |
| 441110 | New car dealers | 292 | 2 628 | 11 704 | 3 | — | — | — | — | 2 | 1 | — | — | — |
| 444 | Bldg material & garden equip & supp dealers | 104 | 658 | 2 990 | 11 | 3 | 3 | 4 | 1 | — | — | — | — | — |
| 445 | Food & beverage stores | 249 | 805 | 3 543 | 15 | 7 | 2 | 4 | — | 1 | 1 | — | — | — |
| 4451 | Grocery stores | (C) | (D) | (D) | 7 | 2 | 2 | 1 | — | 1 | 1 | — | — | — |
| 44511 | Grocery (except convenience) stores | 198 | 632 | 2 570 | 6 | 1 | 2 | 1 | — | 1 | 1 | — | — | — |
| 445110 | Grocery (except convenience) stores | 198 | 632 | 2 570 | 6 | 1 | 2 | 1 | — | 1 | 1 | — | — | — |
| 447 | Gasoline stations | 219 | 798 | 3 561 | 18 | 4 | 2 | 10 | 2 | — | — | — | — | — |
| 4471 | Gasoline stations | 219 | 798 | 3 561 | 18 | 4 | 2 | 10 | 2 | — | — | — | — | — |
| 44711 | Gasoline stations with convenience stores | 128 | 411 | 1 662 | 12 | 2 | 2 | 8 | — | — | — | — | — | — |
| 447110 | Gasoline stations with convenience stores | 128 | 411 | 1 662 | 12 | 2 | 2 | 8 | — | — | — | — | — | — |
| 48-49 | Transportation & warehousing | 452 | 4 087 | 15 572 | 54 | 36 | 9 | 8 | — | — | 1 | — | — | — |
| 484 | Truck transportation | 403 | 3 674 | 14 193 | 41 | 26 | 7 | 7 | — | — | 1 | — | — | — |
| 4841 | General freight trucking | 346 | 3 341 | 13 081 | 24 | 14 | 4 | 5 | — | — | 1 | — | — | — |
| 48412 | General freight trucking, long-distance | 324 | 3 142 | 12 257 | 21 | 13 | 4 | 3 | — | — | 1 | — | — | — |
| 484121 | General freight trucking, long-distance, TL | 321 | 3 133 | 12 197 | 17 | 9 | 4 | 3 | — | — | 1 | — | — | — |
| 51 | Information | 225 | 1 271 | 5 619 | 11 | 6 | 2 | 2 | — | — | 1 | — | — | — |
| 518 | Internet Service Providers, Web Search Portals, and Data Processing Serv | (C) | (D) | (D) | 1 | — | — | — | — | — | 1 | — | — | — |
| 5182 | Data Processing, Hosting, and Related Services | (C) | (D) | (D) | 1 | — | — | — | — | — | 1 | — | — | — |
| 51821 | Data Processing, Hosting, and Related Services | (C) | (D) | (D) | 1 | — | — | — | — | — | 1 | — | — | — |

See footnotes at end of table.

Table 6. Counties—Employees, Payroll, and Establishments by Industry: 2003—Con.

[Excludes most government employees, railroad employees, and self-employed persons. Size class 1 to 4 includes establishments with payroll, but no employees, during mid-March pay period. (D) denotes figures withheld to avoid disclosing data for individual companies; the data are included in broader industry totals. Detailed industries with 100 or more employees are shown if industry was not a (D). For explanation of terms, abbreviations, and data reliability/comparability, see introductory text]

| NAICS code | Industry | Number of employees for week including March 12 | Payroll (\$1,000) | | Total number of establishments | Number of establishments by employment-size class | | | | | | | | |
|--------------------|--|---|-------------------|---------------|--------------------------------|---|-----------|-----------|-----------|----------|------------|------------|------------|---------------|
| | | | First quarter | Annual | | 1 to 4 | 5 to 9 | 10 to 19 | 20 to 49 | 50 to 99 | 100 to 249 | 250 to 499 | 500 to 999 | 1,000 or more |
| MORTON—Con. | | | | | | | | | | | | | | |
| 52 | Finance & insurance | 317 | 2 792 | 9 861 | 46 | 29 | 9 | 4 | 3 | 1 | — | — | — | — |
| 522 | Credit intermediation & related activities | 249 | 2 399 | 8 034 | 21 | 7 | 7 | 3 | 3 | 1 | — | — | — | — |
| 5221 | Depository credit intermediation | 179 | 1 480 | 5 432 | 16 | 5 | 6 | 2 | 3 | — | — | — | — | — |
| 52211 | Commercial banking | 151 | 1 298 | 4 727 | 10 | 3 | 2 | 2 | 3 | — | — | — | — | — |
| 522110 | Commercial banking | 151 | 1 298 | 4 727 | 10 | 3 | 2 | 2 | 3 | — | — | — | — | — |
| 53 | Real estate & rental & leasing | 69 | 250 | 1 347 | 29 | 25 | 2 | 2 | — | — | — | — | — | — |
| 54 | Professional, scientific & technical services | 744 | 7 897 | 37 160 | 45 | 28 | 9 | 4 | 3 | — | — | — | 1 | — |
| 541 | Professional, scientific & technical services | 744 | 7 897 | 37 160 | 45 | 28 | 9 | 4 | 3 | — | — | — | 1 | — |
| 5415 | Computer systems design & related services | (F) | (D) | (D) | 4 | 3 | — | — | — | — | — | — | 1 | — |
| 54151 | Computer systems design & related services | (F) | (D) | (D) | 4 | 3 | — | — | — | — | — | — | 1 | — |
| 56 | Admin, support, waste mgt, remediation services | 93 | 448 | 2 213 | 28 | 21 | 3 | 4 | — | — | — | — | — | — |
| 61 | Educational services | 86 | 233 | 943 | 6 | 3 | 1 | — | 1 | 1 | — | — | — | — |
| 62 | Health care and social assistance | 1 152 | 5 776 | 23 523 | 44 | 16 | 7 | 7 | 7 | 4 | 3 | — | — | — |
| 621 | Ambulatory health care services | 168 | 1 585 | 6 706 | 22 | 12 | 5 | 2 | 3 | — | — | — | — | — |
| 623 | Nursing & residential care facilities | (F) | (D) | (D) | 9 | — | — | 3 | 1 | 2 | 3 | — | — | — |
| 6231 | Nursing care facilities | 420 | 2 122 | 8 557 | 4 | — | — | — | 1 | 1 | 2 | — | — | — |
| 62311 | Nursing care facilities | 420 | 2 122 | 8 557 | 4 | — | — | — | 1 | 1 | 2 | — | — | — |
| 623110 | Nursing care facilities | 420 | 2 122 | 8 557 | 4 | — | — | — | 1 | 1 | 2 | — | — | — |
| 6232 | Residential mental retardation, health facil | (E) | (D) | (D) | 5 | — | — | 3 | — | 1 | 1 | — | — | — |
| 62321 | Residential mental retardation facilities | (E) | (D) | (D) | 4 | — | — | 3 | — | — | 1 | — | — | — |
| 624 | Social assistance | (C) | (D) | (D) | 12 | 4 | 2 | 2 | 3 | 1 | — | — | — | — |
| 71 | Arts, entertainment & recreation | 73 | 146 | 527 | 10 | 7 | 1 | 1 | 1 | — | — | — | — | — |
| 72 | Accommodation & food services | 580 | 1 269 | 5 487 | 46 | 18 | 10 | 8 | 9 | 1 | — | — | — | — |
| 721 | Accommodation | (C) | (D) | (D) | 6 | 3 | 1 | — | 1 | 1 | — | — | — | — |
| 7211 | Traveler accommodation | (C) | (D) | (D) | 6 | 3 | 1 | — | 1 | 1 | — | — | — | — |
| 72111 | Hotels (exc casino hotels) & motels | (C) | (D) | (D) | 6 | 3 | 1 | — | 1 | 1 | — | — | — | — |
| 722 | Food services & drinking places | (E) | (D) | (D) | 40 | 15 | 9 | 8 | 8 | — | — | — | — | — |
| 7221 | Full-service restaurants | 132 | 244 | 1 008 | 11 | 5 | 1 | 2 | 3 | — | — | — | — | — |
| 72211 | Full-service restaurants | 132 | 244 | 1 008 | 11 | 5 | 1 | 2 | 3 | — | — | — | — | — |
| 722110 | Full-service restaurants | 132 | 244 | 1 008 | 11 | 5 | 1 | 2 | 3 | — | — | — | — | — |
| 7222 | Limited-service eating places | 244 | 510 | 2 168 | 13 | 2 | 1 | 5 | 5 | — | — | — | — | — |
| 72221 | Limited-service eating places | 244 | 510 | 2 168 | 13 | 2 | 1 | 5 | 5 | — | — | — | — | — |
| 722211 | Limited-service restaurants | 232 | 475 | 2 024 | 10 | — | 1 | 4 | 5 | — | — | — | — | — |
| 81 | Other services (except public administration) | 470 | 1 924 | 7 851 | 78 | 49 | 17 | 8 | 3 | 1 | — | — | — | — |
| 811 | Repair & maintenance | 114 | 642 | 2 724 | 25 | 16 | 6 | 2 | 1 | — | — | — | — | — |
| 813 | Religious, grantmaking, civic, prof & like organizations | 281 | 1 082 | 4 251 | 38 | 21 | 10 | 5 | 1 | 1 | — | — | — | — |
| 99 | Unclassified establishments | (A) | (D) | (D) | 1 | 1 | — | — | — | — | — | — | — | — |
| MOUNTRAIL | | | | | | | | | | | | | | |
| | Total | 1 396 | 6 386 | 29 214 | 194 | 121 | 34 | 24 | 11 | 3 | 1 | — | — | — |
| 11 | Forestry, fishing, hunting, and agriculture support | 6 | 13 | 64 | 4 | 4 | — | — | — | — | — | — | — | — |
| 21 | Mining | (A) | (D) | (D) | 1 | — | — | 1 | — | — | — | — | — | — |
| 22 | Utilities | (A) | (D) | (D) | 1 | 1 | — | — | — | — | — | — | — | — |
| 23 | Construction | 39 | 139 | 534 | 17 | 15 | 1 | 1 | — | — | — | — | — | — |
| 31-33 | Manufacturing | (C) | (D) | (D) | 2 | 1 | — | — | — | 1 | — | — | — | — |
| 42 | Wholesale trade | 129 | 650 | 3 453 | 14 | 5 | 4 | 4 | 1 | — | — | — | — | — |
| 44-45 | Retail trade | 282 | 956 | 4 286 | 40 | 23 | 6 | 6 | 5 | — | — | — | — | — |
| 48-49 | Transportation & warehousing | (A) | (D) | (D) | 7 | 6 | 1 | — | — | — | — | — | — | — |
| 51 | Information | 80 | 749 | 4 341 | 5 | — | 3 | 1 | 1 | — | — | — | — | — |
| 52 | Finance & insurance | 83 | 480 | 2 088 | 18 | 11 | 4 | 3 | — | — | — | — | — | — |
| 53 | Real estate & rental & leasing | 8 | 16 | 70 | 5 | 4 | 1 | — | — | — | — | — | — | — |
| 54 | Professional, scientific & technical services | 28 | 158 | 566 | 7 | 4 | 2 | 1 | — | — | — | — | — | — |
| 56 | Admin, support, waste mgt, remediation services | 36 | 144 | 642 | 3 | 2 | — | — | 1 | — | — | — | — | — |
| 62 | Health care and social assistance | 398 | 1 601 | 6 669 | 15 | 3 | 4 | 3 | 2 | 2 | 1 | — | — | — |
| 623 | Nursing & residential care facilities | 293 | 1 120 | 4 856 | 3 | — | — | — | — | 2 | 1 | — | — | — |
| 6231 | Nursing care facilities | (C) | (D) | (D) | 2 | — | — | — | — | 1 | 1 | — | — | — |
| 62311 | Nursing care facilities | (C) | (D) | (D) | 2 | — | — | — | — | 1 | 1 | — | — | — |
| 71 | Arts, entertainment & recreation | 1 | 2 | 106 | 4 | 4 | — | — | — | — | — | — | — | — |
| 72 | Accommodation & food services | 122 | 223 | 1 053 | 30 | 22 | 3 | 4 | 1 | — | — | — | — | — |
| 722 | Food services & drinking places | 102 | 186 | 874 | 24 | 17 | 2 | 4 | 1 | — | — | — | — | — |
| 81 | Other services (except public administration) | 55 | 152 | 1 036 | 19 | 14 | 5 | — | — | — | — | — | — | — |
| 99 | Unclassified establishments | (A) | (D) | (D) | 2 | 2 | — | — | — | — | — | — | — | — |

See footnotes at end of table.

Table 6. Counties—Employees, Payroll, and Establishments by Industry: 2003—Con.

[Excludes most government employees, railroad employees, and self-employed persons. Size class 1 to 4 includes establishments with payroll, but no employees, during mid-March pay period. (D) denotes figures withheld to avoid disclosing data for individual companies; the data are included in broader industry totals. Detailed industries with 100 or more employees are shown if industry was not a (D). For explanation of terms, abbreviations, and data reliability/comparability, see introductory text]

| NAICS code | Industry | Number of employees for week including March 12 | Payroll (\$1,000) | | Total number of establishments | Number of establishments by employment-size class | | | | | | | | |
|----------------|---|---|-------------------|---------------|--------------------------------|---|-----------|-----------|-----------|----------|------------|------------|------------|---------------|
| | | | First quarter | Annual | | 1 to 4 | 5 to 9 | 10 to 19 | 20 to 49 | 50 to 99 | 100 to 249 | 250 to 499 | 500 to 999 | 1,000 or more |
| NELSON | | | | | | | | | | | | | | |
| | Total | 731 | 3 161 | 13 419 | 131 | 97 | 19 | 9 | 2 | 4 | - | - | - | - |
| 11 | Forestry, fishing, hunting, and agriculture support | (A) | (D) | (D) | 1 | 1 | - | - | - | - | - | - | - | - |
| 23 | Construction | 28 | 75 | 543 | 12 | 11 | 1 | - | - | - | - | - | - | - |
| 31-33 | Manufacturing | (B) | (D) | (D) | 2 | 1 | - | - | - | 1 | - | - | - | - |
| 42 | Wholesale trade | 83 | 855 | 2 870 | 11 | 4 | 5 | 1 | 1 | - | - | - | - | - |
| 44-45 | Retail trade | 123 | 368 | 1 822 | 27 | 18 | 4 | 5 | - | - | - | - | - | - |
| 48-49 | Transportation & warehousing | 10 | 42 | 188 | 7 | 7 | - | - | - | - | - | - | - | - |
| 51 | Information | (A) | (D) | (D) | 2 | 2 | - | - | - | - | - | - | - | - |
| 52 | Finance & insurance | 78 | 462 | 2 277 | 16 | 10 | 3 | 3 | - | - | - | - | - | - |
| 53 | Real estate & rental & leasing | 5 | 5 | 25 | 5 | 5 | - | - | - | - | - | - | - | - |
| 54 | Professional, scientific & technical services | (A) | (D) | (D) | 2 | 2 | - | - | - | - | - | - | - | - |
| 56 | Admin, support, waste mgt, remediation services | (A) | (D) | (D) | 1 | 1 | - | - | - | - | - | - | - | - |
| 62 | Health care and social assistance | 250 | 999 | 4 140 | 10 | 5 | 1 | - | 1 | 3 | - | - | - | - |
| 623 | Nursing & residential care facilities | (C) | (D) | (D) | 3 | - | - | - | - | 3 | - | - | - | - |
| 6231 | Nursing care facilities | (C) | (D) | (D) | 3 | - | - | - | - | 3 | - | - | - | - |
| 62311 | Nursing care facilities | (C) | (D) | (D) | 3 | - | - | - | - | 3 | - | - | - | - |
| 71 | Arts, entertainment & recreation | (A) | (D) | (D) | 1 | 1 | - | - | - | - | - | - | - | - |
| 72 | Accommodation & food services | (B) | (D) | (D) | 12 | 10 | 2 | - | - | - | - | - | - | - |
| 81 | Other services (except public administration) | 48 | 115 | 485 | 22 | 19 | 3 | - | - | - | - | - | - | - |
| OLIVER | | | | | | | | | | | | | | |
| | Total | 403 | 4 797 | 18 658 | 42 | 33 | 5 | 2 | - | - | 2 | - | - | - |
| 21 | Mining | (C) | (D) | (D) | 1 | - | - | - | - | - | 1 | - | - | - |
| 212 | Mining (except oil & gas) | (C) | (D) | (D) | 1 | - | - | - | - | - | 1 | - | - | - |
| 2121 | Coal mining | (C) | (D) | (D) | 1 | - | - | - | - | - | 1 | - | - | - |
| 21211 | Coal mining | (C) | (D) | (D) | 1 | - | - | - | - | - | 1 | - | - | - |
| 22 | Utilities | (C) | (D) | (D) | 1 | - | - | - | - | - | 1 | - | - | - |
| 221 | Utilities | (C) | (D) | (D) | 1 | - | - | - | - | - | 1 | - | - | - |
| 2211 | Elec pwr generation, transmsn & distribution ... | (C) | (D) | (D) | 1 | - | - | - | - | - | 1 | - | - | - |
| 22111 | Electric power generation | (C) | (D) | (D) | 1 | - | - | - | - | - | 1 | - | - | - |
| 23 | Construction | 4 | 19 | 148 | 5 | 5 | - | - | - | - | - | - | - | - |
| 31-33 | Manufacturing | (A) | (D) | (D) | 5 | 4 | 1 | - | - | - | - | - | - | - |
| 42 | Wholesale trade | (A) | (D) | (D) | 1 | 1 | - | - | - | - | - | - | - | - |
| 44-45 | Retail trade | (B) | (D) | (D) | 3 | - | 3 | - | - | - | - | - | - | - |
| 48-49 | Transportation & warehousing | (A) | (D) | (D) | 2 | 2 | - | - | - | - | - | - | - | - |
| 52 | Finance & insurance | (A) | (D) | (D) | 3 | 2 | - | 1 | - | - | - | - | - | - |
| 54 | Professional, scientific & technical services | (A) | (D) | (D) | 1 | 1 | - | - | - | - | - | - | - | - |
| 56 | Admin, support, waste mgt, remediation services | (A) | (D) | (D) | 4 | 4 | - | - | - | - | - | - | - | - |
| 62 | Health care and social assistance | (B) | (D) | (D) | 4 | 2 | 1 | 1 | - | - | - | - | - | - |
| 71 | Arts, entertainment & recreation | 2 | 15 | 72 | 3 | 3 | - | - | - | - | - | - | - | - |
| 72 | Accommodation & food services | (A) | (D) | (D) | 3 | 3 | - | - | - | - | - | - | - | - |
| 81 | Other services (except public administration) | 11 | 18 | 76 | 6 | 6 | - | - | - | - | - | - | - | - |
| PEMBINA | | | | | | | | | | | | | | |
| | Total | 3 027 | 17 831 | 74 701 | 324 | 203 | 63 | 28 | 21 | 6 | 1 | 2 | - | - |
| 11 | Forestry, fishing, hunting, and agriculture support | (A) | (D) | (D) | 6 | 6 | - | - | - | - | - | - | - | - |
| 22 | Utilities | (A) | (D) | (D) | 2 | 2 | - | - | - | - | - | - | - | - |
| 23 | Construction | 98 | 393 | 6 552 | 26 | 21 | 3 | 1 | 1 | - | - | - | - | - |
| 31-33 | Manufacturing | 848 | 8 450 | 29 742 | 15 | 5 | 4 | 2 | 1 | 1 | - | 2 | - | - |
| 311 | Food mfg | (E) | (D) | (D) | 4 | 1 | 1 | 1 | - | - | - | 1 | - | - |
| 3113 | Sugar & confectionery product mfg | (E) | (D) | (D) | 1 | - | - | - | - | - | - | 1 | - | - |
| 31131 | Sugar mfg | (E) | (D) | (D) | 1 | - | - | - | - | - | - | 1 | - | - |
| 336 | Transportation equipment mfg | (E) | (D) | (D) | 1 | - | - | - | - | - | - | 1 | - | - |
| 3361 | Motor vehicle mfg | (E) | (D) | (D) | 1 | - | - | - | - | - | - | 1 | - | - |
| 33612 | Heavy duty truck mfg | (E) | (D) | (D) | 1 | - | - | - | - | - | - | 1 | - | - |
| 42 | Wholesale trade | 227 | 1 840 | 7 980 | 31 | 14 | 9 | 6 | 2 | - | - | - | - | - |
| 424 | Merchant Wholesalers, Nondurable Goods | 156 | 1 017 | 4 803 | 24 | 11 | 8 | 5 | - | - | - | - | - | - |

See footnotes at end of table.

Table 6. Counties—Employees, Payroll, and Establishments by Industry: 2003—Con.

[Excludes most government employees, railroad employees, and self-employed persons. Size class 1 to 4 includes establishments with payroll, but no employees, during mid-March pay period. (D) denotes figures withheld to avoid disclosing data for individual companies; the data are included in broader industry totals. Detailed industries with 100 or more employees are shown if industry was not a (D). For explanation of terms, abbreviations, and data reliability/comparability, see introductory text]

| NAICS code | Industry | Number of employees for week including March 12 | Payroll (\$1,000) | | Total number of establishments | Number of establishments by employment-size class | | | | | | | | |
|---------------------|--|---|-------------------|---------------|--------------------------------|---|-----------|-----------|-----------|----------|------------|------------|------------|---------------|
| | | | First quarter | Annual | | 1 to 4 | 5 to 9 | 10 to 19 | 20 to 49 | 50 to 99 | 100 to 249 | 250 to 499 | 500 to 999 | 1,000 or more |
| PEMBINA—Con. | | | | | | | | | | | | | | |
| 44-45 | Retail trade | 549 | 1 810 | 7 580 | 59 | 28 | 17 | 3 | 10 | 1 | — | — | — | — |
| 445 | Food & beverage stores | (C) | (D) | (D) | 9 | 2 | 1 | 1 | 5 | — | — | — | — | — |
| 4451 | Grocery stores | 123 | 293 | 1 317 | 7 | 1 | 1 | 1 | 4 | — | — | — | — | — |
| 44511 | Grocery (except convenience) stores | 123 | 293 | 1 317 | 7 | 1 | 1 | 1 | 4 | — | — | — | — | — |
| 445110 | Grocery (except convenience) stores | 123 | 293 | 1 317 | 7 | 1 | 1 | 1 | 4 | — | — | — | — | — |
| 447 | Gasoline stations | 124 | 493 | 1 504 | 12 | 4 | 4 | 1 | 3 | — | — | — | — | — |
| 4471 | Gasoline stations | 124 | 493 | 1 504 | 12 | 4 | 4 | 1 | 3 | — | — | — | — | — |
| 48-49 | Transportation & warehousing | 340 | 1 788 | 6 557 | 24 | 14 | 4 | 2 | 1 | 3 | — | — | — | — |
| 484 | Truck transportation | (C) | (D) | (D) | 18 | 13 | 2 | 1 | 1 | 1 | — | — | — | — |
| 4842 | Specialized freight trucking | 129 | 820 | 2 733 | 15 | 10 | 2 | 1 | 1 | 1 | — | — | — | — |
| 48422 | Specialized freight (exc used) trucking, local .. | 101 | 628 | 1 963 | 12 | 9 | 1 | 1 | — | 1 | — | — | — | — |
| 484220 | Specialized freight (exc used) trucking, local .. | 101 | 628 | 1 963 | 12 | 9 | 1 | 1 | — | 1 | — | — | — | — |
| 488 | Transportation support activities | 205 | 941 | 3 699 | 5 | — | 2 | 1 | — | 2 | — | — | — | — |
| 4885 | Freight transportation arrangement | 205 | 941 | 3 699 | 5 | — | 2 | 1 | — | 2 | — | — | — | — |
| 48851 | Freight transportation arrangement | 205 | 941 | 3 699 | 5 | — | 2 | 1 | — | 2 | — | — | — | — |
| 488510 | Freight transportation arrangement | 205 | 941 | 3 699 | 5 | — | 2 | 1 | — | 2 | — | — | — | — |
| 51 | Information | 26 | 93 | 480 | 6 | 3 | 3 | — | — | — | — | — | — | — |
| 52 | Finance & insurance | 135 | 1 007 | 4 508 | 23 | 13 | 7 | 2 | 1 | — | — | — | — | — |
| 522 | Credit intermediation & related activities | (C) | (D) | (D) | 13 | 4 | 6 | 2 | 1 | — | — | — | — | — |
| 5221 | Depository credit intermediation | (C) | (D) | (D) | 12 | 4 | 5 | 2 | 1 | — | — | — | — | — |
| 52211 | Commercial banking | 101 | 827 | 3 747 | 11 | 4 | 4 | 2 | 1 | — | — | — | — | — |
| 522110 | Commercial banking | 101 | 827 | 3 747 | 11 | 4 | 4 | 2 | 1 | — | — | — | — | — |
| 53 | Real estate & rental & leasing | (C) | (D) | (D) | 2 | 1 | — | — | — | — | 1 | — | — | — |
| 531 | Real estate | (C) | (D) | (D) | 2 | 1 | — | — | — | — | 1 | — | — | — |
| 5313 | Activities related to real estate | (C) | (D) | (D) | 1 | — | — | — | — | — | 1 | — | — | — |
| 53131 | Real estate property managers | (C) | (D) | (D) | 1 | — | — | — | — | — | 1 | — | — | — |
| 54 | Professional, scientific & technical services | 23 | 140 | 859 | 15 | 15 | — | — | — | — | — | — | — | — |
| 56 | Admin, support, waste mgt, remediation services | (B) | (D) | (D) | 9 | 8 | — | — | 1 | — | — | — | — | — |
| 61 | Educational services | (A) | (D) | (D) | 1 | 1 | — | — | — | — | — | — | — | — |
| 62 | Health care and social assistance | 187 | 586 | 2 472 | 18 | 10 | 3 | 3 | 1 | 1 | — | — | — | — |
| 623 | Nursing & residential care facilities | (C) | (D) | (D) | 3 | 1 | — | — | 1 | 1 | — | — | — | — |
| 6231 | Nursing care facilities | (C) | (D) | (D) | 2 | — | — | — | 1 | 1 | — | — | — | — |
| 62311 | Nursing care facilities | (C) | (D) | (D) | 2 | — | — | — | 1 | 1 | — | — | — | — |
| 71 | Arts, entertainment & recreation | (B) | (D) | (D) | 12 | 9 | 1 | 2 | — | — | — | — | — | — |
| 72 | Accommodation & food services | 244 | 314 | 1 426 | 32 | 17 | 6 | 6 | 3 | — | — | — | — | — |
| 722 | Food services & drinking places | 195 | 235 | 1 076 | 27 | 14 | 5 | 6 | 2 | — | — | — | — | — |
| 7221 | Full-service restaurants | 132 | 155 | 655 | 9 | 1 | 1 | 5 | 2 | — | — | — | — | — |
| 72211 | Full-service restaurants | 132 | 155 | 655 | 9 | 1 | 1 | 5 | 2 | — | — | — | — | — |
| 722110 | Full-service restaurants | 132 | 155 | 655 | 9 | 1 | 1 | 5 | 2 | — | — | — | — | — |
| 81 | Other services (except public administration) | 102 | 209 | 938 | 39 | 32 | 6 | 1 | — | — | — | — | — | — |
| 99 | Unclassified establishments | 5 | 9 | 23 | 4 | 4 | — | — | — | — | — | — | — | — |
| PIERCE | | | | | | | | | | | | | | |
| | Total | 1 561 | 8 073 | 32 088 | 160 | 94 | 29 | 17 | 17 | 1 | 1 | 1 | — | — |
| 11 | Forestry, fishing, hunting, and agriculture support | (A) | (D) | (D) | 2 | 2 | — | — | — | — | — | — | — | — |
| 22 | Utilities | (B) | (D) | (D) | 1 | — | — | — | 1 | — | — | — | — | — |
| 23 | Construction | 40 | 176 | 1 019 | 16 | 14 | 1 | 1 | — | — | — | — | — | — |
| 31-33 | Manufacturing | (C) | (D) | (D) | 2 | 1 | — | — | — | — | 1 | — | — | — |
| 336 | Transportation equipment mfg | (C) | (D) | (D) | 1 | — | — | — | — | — | 1 | — | — | — |
| 3362 | Motor vehicle body & trailer mfg | (C) | (D) | (D) | 1 | — | — | — | — | — | 1 | — | — | — |
| 33621 | Motor vehicle body & trailer mfg | (C) | (D) | (D) | 1 | — | — | — | — | — | 1 | — | — | — |
| 42 | Wholesale trade | 120 | 619 | 2 520 | 10 | 5 | 1 | 2 | 2 | — | — | — | — | — |
| 44-45 | Retail trade | 274 | 956 | 4 468 | 28 | 11 | 9 | 1 | 7 | — | — | — | — | — |
| 48-49 | Transportation & warehousing | 54 | 384 | 1 707 | 9 | 6 | 1 | 2 | — | — | — | — | — | — |
| 51 | Information | 44 | 81 | 328 | 4 | 1 | 1 | 1 | 1 | — | — | — | — | — |
| 52 | Finance & insurance | 79 | 585 | 2 535 | 16 | 11 | 4 | — | 1 | — | — | — | — | — |
| 53 | Real estate & rental & leasing | (A) | (D) | (D) | 1 | 1 | — | — | — | — | — | — | — | — |
| 54 | Professional, scientific & technical services | 34 | 106 | 414 | 13 | 11 | 1 | 1 | — | — | — | — | — | — |
| 56 | Admin, support, waste mgt, remediation services | 171 | 874 | 2 966 | 8 | 2 | 2 | 1 | 2 | 1 | — | — | — | — |
| 561 | Administrative & support services | (C) | (D) | (D) | 7 | 1 | 2 | 1 | 2 | 1 | — | — | — | — |
| 61 | Educational services | (B) | (D) | (D) | 3 | 2 | — | 1 | — | — | — | — | — | — |

See footnotes at end of table.

Table 6. Counties—Employees, Payroll, and Establishments by Industry: 2003—Con.

[Excludes most government employees, railroad employees, and self-employed persons. Size class 1 to 4 includes establishments with payroll, but no employees, during mid-March pay period. (D) denotes figures withheld to avoid disclosing data for individual companies; the data are included in broader industry totals. Detailed industries with 100 or more employees are shown if industry was not a (D). For explanation of terms, abbreviations, and data reliability/comparability, see introductory text]

| NAICS code | Industry | Number of employees for week including March 12 | Payroll (\$1,000) | | Total number of establishments | Number of establishments by employment-size class | | | | | | | | |
|--------------------|--|---|-------------------|---------------|--------------------------------|---|-----------|-----------|-----------|-----------|------------|------------|------------|---------------|
| | | | First quarter | Annual | | 1 to 4 | 5 to 9 | 10 to 19 | 20 to 49 | 50 to 99 | 100 to 249 | 250 to 499 | 500 to 999 | 1,000 or more |
| PIERCE—Con. | | | | | | | | | | | | | | |
| 62 | Health care and social assistance | 335 | 1 944 | 7 414 | 10 | 4 | 4 | — | 1 | — | — | 1 | — | — |
| 622 | Hospitals | (E) | (D) | (D) | 1 | — | — | — | — | — | — | 1 | — | — |
| 6221 | General medical & surgical hospitals | (E) | (D) | (D) | 1 | — | — | — | — | — | — | 1 | — | — |
| 62211 | General medical & surgical hospitals | (E) | (D) | (D) | 1 | — | — | — | — | — | — | 1 | — | — |
| 71 | Arts, entertainment & recreation | (A) | (D) | (D) | 4 | 3 | 1 | — | — | — | — | — | — | — |
| 72 | Accommodation & food services | 156 | 214 | 839 | 15 | 7 | 1 | 5 | 2 | — | — | — | — | — |
| 722 | Food services & drinking places | (C) | (D) | (D) | 13 | 6 | 1 | 4 | 2 | — | — | — | — | — |
| 7221 | Full-service restaurants | 100 | 128 | 486 | 7 | 2 | 1 | 2 | 2 | — | — | — | — | — |
| 72211 | Full-service restaurants | 100 | 128 | 486 | 7 | 2 | 1 | 2 | 2 | — | — | — | — | — |
| 722110 | Full-service restaurants | 100 | 128 | 486 | 7 | 2 | 1 | 2 | 2 | — | — | — | — | — |
| 81 | Other services (except public administration) | 59 | 145 | 686 | 18 | 13 | 3 | 2 | — | — | — | — | — | — |
| RAMSEY | | | | | | | | | | | | | | |
| | Total | 4 352 | 19 985 | 86 850 | 426 | 247 | 77 | 49 | 33 | 14 | 6 | — | — | — |
| 11 | Forestry, fishing, hunting, and agriculture support | 6 | 48 | 268 | 5 | 5 | — | — | — | — | — | — | — | — |
| 22 | Utilities | 48 | 742 | 2 730 | 3 | 1 | — | 1 | 1 | — | — | — | — | — |
| 23 | Construction | 232 | 686 | 4 620 | 46 | 35 | 6 | 3 | 1 | 1 | — | — | — | — |
| 238 | Specialty Trade Contractors | 201 | 572 | 3 970 | 35 | 27 | 4 | 2 | 1 | 1 | — | — | — | — |
| 2382 | Building Equipment Contractors | 128 | 282 | 1 177 | 11 | 8 | 1 | 1 | — | 1 | — | — | — | — |
| 23822 | Plumbing, Heating, and Air-Conditioning Contractors | 118 | 236 | 971 | 8 | 5 | 1 | 1 | — | 1 | — | — | — | — |
| 238220 | Plumbing, Heating, and Air-Conditioning Contractors | 118 | 236 | 971 | 8 | 5 | 1 | 1 | — | 1 | — | — | — | — |
| 31-33 | Manufacturing | 167 | 1 028 | 4 774 | 9 | 3 | 2 | 1 | 3 | — | — | — | — | — |
| 42 | Wholesale trade | 262 | 2 012 | 9 538 | 28 | 13 | 7 | 5 | 2 | 1 | — | — | — | — |
| 424 | Merchant Wholesalers, Nondurable Goods | 199 | 1 555 | 6 893 | 20 | 8 | 6 | 4 | 1 | 1 | — | — | — | — |
| 44-45 | Retail trade | 857 | 3 843 | 16 424 | 87 | 45 | 24 | 9 | 5 | 3 | 1 | — | — | — |
| 441 | Motor vehicle & parts dealers | 183 | 1 245 | 5 781 | 14 | 5 | 3 | 3 | 2 | 1 | — | — | — | — |
| 4411 | Automobile dealers | (C) | (D) | (D) | 7 | 3 | — | 1 | 2 | 1 | — | — | — | — |
| 44111 | New car dealers | 133 | 882 | 4 326 | 6 | 2 | — | 1 | 2 | 1 | — | — | — | — |
| 441110 | New car dealers | 133 | 882 | 4 326 | 6 | 2 | — | 1 | 2 | 1 | — | — | — | — |
| 445 | Food & beverage stores | 128 | 405 | 1 645 | 10 | 6 | 3 | — | — | 1 | — | — | — | — |
| 452 | General merchandise stores | 273 | 916 | 3 727 | 5 | 1 | — | — | 2 | 1 | 1 | — | — | — |
| 4521 | Department stores | (C) | (D) | (D) | 2 | — | — | — | — | 1 | 1 | — | — | — |
| 45211 | Department stores | (C) | (D) | (D) | 2 | — | — | — | — | 1 | 1 | — | — | — |
| 48-49 | Transportation & warehousing | 58 | 383 | 1 604 | 21 | 18 | 2 | — | 1 | — | — | — | — | — |
| 51 | Information | 165 | 1 093 | 4 473 | 7 | 2 | 1 | 1 | 2 | 1 | — | — | — | — |
| 52 | Finance & insurance | 216 | 1 509 | 6 034 | 30 | 22 | 3 | 2 | 2 | 1 | — | — | — | — |
| 522 | Credit intermediation & related activities | 184 | 1 280 | 5 082 | 14 | 7 | 2 | 2 | 2 | 1 | — | — | — | — |
| 5221 | Depository credit intermediation | (C) | (D) | (D) | 11 | 5 | 1 | 2 | 2 | 1 | — | — | — | — |
| 52211 | Commercial banking | 132 | 985 | 3 861 | 9 | 5 | — | 2 | 1 | 1 | — | — | — | — |
| 522110 | Commercial banking | 132 | 985 | 3 861 | 9 | 5 | — | 2 | 1 | 1 | — | — | — | — |
| 53 | Real estate & rental & leasing | 126 | 528 | 2 377 | 12 | 9 | — | 1 | 1 | 1 | — | — | — | — |
| 54 | Professional, scientific & technical services | 59 | 314 | 1 245 | 21 | 16 | 5 | — | — | — | — | — | — | — |
| 55 | Management of companies & enterprises | (B) | (D) | (D) | 2 | — | — | — | 2 | — | — | — | — | — |
| 56 | Admin. support, waste mgt, remediation services | 118 | 455 | 1 719 | 15 | 9 | 3 | 2 | — | 1 | — | — | — | — |
| 561 | Administrative & support services | 118 | 455 | 1 719 | 15 | 9 | 3 | 2 | — | 1 | — | — | — | — |
| 61 | Educational services | (B) | (D) | (D) | 1 | — | — | — | 1 | — | — | — | — | — |
| 62 | Health care and social assistance | 1 096 | 4 828 | 20 103 | 42 | 17 | 5 | 8 | 7 | 1 | 4 | — | — | — |
| 621 | Ambulatory health care services | 104 | 784 | 3 411 | 19 | 12 | 3 | 3 | 1 | — | — | — | — | — |
| 622 | Hospitals | (C) | (D) | (D) | 1 | — | — | — | — | — | 1 | — | — | — |
| 6221 | General medical & surgical hospitals | (C) | (D) | (D) | 1 | — | — | — | — | — | 1 | — | — | — |
| 62211 | General medical & surgical hospitals | (C) | (D) | (D) | 1 | — | — | — | — | — | 1 | — | — | — |
| 623 | Nursing & residential care facilities | 511 | 1 970 | 8 254 | 9 | 1 | — | 1 | 4 | 1 | 2 | — | — | — |
| 6231 | Nursing care facilities | 373 | 1 455 | 6 124 | 3 | — | — | — | 1 | — | 2 | — | — | — |
| 62311 | Nursing care facilities | 373 | 1 455 | 6 124 | 3 | — | — | — | 1 | — | 2 | — | — | — |
| 623110 | Nursing care facilities | 373 | 1 455 | 6 124 | 3 | — | — | — | 1 | — | 2 | — | — | — |
| 6232 | Residential mental retardation, health facil | (C) | (D) | (D) | 4 | — | — | — | 1 | 2 | 1 | — | — | — |
| 62321 | Residential mental retardation facilities | (C) | (D) | (D) | 4 | — | — | — | 1 | 2 | 1 | — | — | — |
| 624 | Social assistance | (E) | (D) | (D) | 13 | 4 | 2 | 4 | 2 | — | 1 | — | — | — |
| 6241 | Individual & family services | 203 | 580 | 2 381 | 7 | 3 | 1 | 1 | 1 | — | 1 | — | — | — |
| 62412 | Services for elderly & disabled persons | (C) | (D) | (D) | 2 | — | — | — | — | — | 1 | — | — | — |
| 71 | Arts, entertainment & recreation | (B) | (D) | (D) | 9 | 4 | — | 5 | — | — | — | — | — | — |

See footnotes at end of table.

Table 6. Counties—Employees, Payroll, and Establishments by Industry: 2003—Con.

[Excludes most government employees, railroad employees, and self-employed persons. Size class 1 to 4 includes establishments with payroll, but no employees, during mid-March pay period. (D) denotes figures withheld to avoid disclosing data for individual companies; the data are included in broader industry totals. Detailed industries with 100 or more employees are shown if industry was not a (D). For explanation of terms, abbreviations, and data reliability/comparability, see introductory text]

| NAICS code | Industry | Number of employees for week including March 12 | Payroll (\$1,000) | | Total number of establishments | Number of establishments by employment-size class | | | | | | | | |
|--------------------|--|---|-------------------|--------|--------------------------------|---|--------|----------|----------|----------|------------|------------|------------|---------------|
| | | | First quarter | Annual | | 1 to 4 | 5 to 9 | 10 to 19 | 20 to 49 | 50 to 99 | 100 to 249 | 250 to 499 | 500 to 999 | 1,000 or more |
| RAMSEY—Con. | | | | | | | | | | | | | | |
| 72 | Accommodation & food services | 616 | 1 257 | 5 528 | 43 | 16 | 8 | 8 | 7 | 3 | 1 | - | - | - |
| 722 | Food services & drinking places | 520 | 1 018 | 4 504 | 35 | 15 | 5 | 6 | 5 | 3 | 1 | - | - | - |
| 7221 | Full-service restaurants | 245 | 489 | 2 038 | 17 | 7 | 2 | 4 | 2 | 2 | - | - | - | - |
| 72211 | Full-service restaurants | 245 | 489 | 2 038 | 17 | 7 | 2 | 4 | 2 | 2 | - | - | - | - |
| 722110 | Full-service restaurants | 245 | 489 | 2 038 | 17 | 7 | 2 | 4 | 2 | 2 | - | - | - | - |
| 7222 | Limited-service eating places | 257 | 482 | 2 248 | 11 | 3 | 1 | 2 | 3 | 1 | 1 | - | - | - |
| 72221 | Limited-service eating places | 257 | 482 | 2 248 | 11 | 3 | 1 | 2 | 3 | 1 | 1 | - | - | - |
| 81 | Other services (except public administration) | 203 | 576 | 2 681 | 45 | 32 | 11 | 1 | - | 1 | - | - | - | - |
| 813 | Religious, grantmaking, civic, prof & like organizations | 126 | 256 | 1 022 | 23 | 17 | 4 | 1 | - | 1 | - | - | - | - |
| RANSOM | | | | | | | | | | | | | | |
| | Total | 1 555 | 7 835 | 34 178 | 216 | 138 | 36 | 24 | 13 | 4 | 1 | - | - | - |
| 11 | Forestry, fishing, hunting, and agriculture support | (B) | (D) | (D) | 5 | 4 | - | - | 1 | - | - | - | - | - |
| 21 | Mining | (A) | (D) | (D) | 1 | 1 | - | - | - | - | - | - | - | - |
| 22 | Utilities | (A) | (D) | (D) | 1 | 1 | - | - | - | - | - | - | - | - |
| 23 | Construction | 64 | 369 | 1 907 | 24 | 22 | 1 | - | 1 | - | - | - | - | - |
| 31-33 | Manufacturing | 256 | 1 772 | 8 633 | 8 | 2 | 1 | 2 | 1 | 2 | - | - | - | - |
| 311 | Food mfg | (C) | (D) | (D) | 3 | - | - | 2 | - | 1 | - | - | - | - |
| 42 | Wholesale trade | 67 | 843 | 2 691 | 9 | 7 | - | - | 2 | - | - | - | - | - |
| 44-45 | Retail trade | 364 | 1 314 | 6 325 | 43 | 18 | 12 | 6 | 7 | - | - | - | - | - |
| 445 | Food & beverage stores | 122 | 325 | 1 768 | 8 | 4 | - | - | 4 | - | - | - | - | - |
| 48-49 | Transportation & warehousing | 29 | 112 | 464 | 9 | 7 | 1 | 1 | - | - | - | - | - | - |
| 51 | Information | 28 | 186 | 753 | 3 | - | 2 | 1 | - | - | - | - | - | - |
| 52 | Finance & insurance | 63 | 499 | 1 815 | 15 | 11 | 1 | 3 | - | - | - | - | - | - |
| 53 | Real estate & rental & leasing | 3 | 11 | 53 | 6 | 6 | - | - | - | - | - | - | - | - |
| 54 | Professional, scientific & technical services | 39 | 156 | 622 | 12 | 9 | 3 | - | - | - | - | - | - | - |
| 56 | Admin, support, waste mgt, remediation services | (A) | (D) | (D) | 1 | - | 1 | - | - | - | - | - | - | - |
| 62 | Health care and social assistance | 363 | 1 857 | 7 798 | 23 | 11 | 6 | 3 | - | 2 | 1 | - | - | - |
| 622 | Hospitals | (C) | (D) | (D) | 1 | - | - | - | - | - | 1 | - | - | - |
| 6221 | General medical & surgical hospitals | (C) | (D) | (D) | 1 | - | - | - | - | - | 1 | - | - | - |
| 62211 | General medical & surgical hospitals | (C) | (D) | (D) | 1 | - | - | - | - | - | 1 | - | - | - |
| 623 | Nursing & residential care facilities | (C) | (D) | (D) | 2 | - | - | - | - | 2 | - | - | - | - |
| 6231 | Nursing care facilities | (C) | (D) | (D) | 2 | - | - | - | - | 2 | - | - | - | - |
| 62311 | Nursing care facilities | (C) | (D) | (D) | 2 | - | - | - | - | 2 | - | - | - | - |
| 71 | Arts, entertainment & recreation | 17 | 46 | 167 | 4 | 3 | - | 1 | - | - | - | - | - | - |
| 72 | Accommodation & food services | 105 | 180 | 923 | 19 | 11 | 3 | 5 | - | - | - | - | - | - |
| 81 | Other services (except public administration) | 122 | 229 | 978 | 33 | 25 | 5 | 2 | 1 | - | - | - | - | - |
| 813 | Religious, grantmaking, civic, prof & like organizations | 102 | 146 | 586 | 24 | 17 | 4 | 2 | 1 | - | - | - | - | - |
| RENVILLE | | | | | | | | | | | | | | |
| | Total | 510 | 2 511 | 10 981 | 96 | 73 | 15 | 5 | 1 | 2 | - | - | - | - |
| 11 | Forestry, fishing, hunting, and agriculture support | (A) | (D) | (D) | 2 | 1 | 1 | - | - | - | - | - | - | - |
| 21 | Mining | (B) | (D) | (D) | 7 | 3 | 3 | 1 | - | - | - | - | - | - |
| 22 | Utilities | (A) | (D) | (D) | 1 | 1 | - | - | - | - | - | - | - | - |
| 23 | Construction | 21 | 110 | 502 | 8 | 7 | 1 | - | - | - | - | - | - | - |
| 31-33 | Manufacturing | 9 | 69 | 255 | 3 | 2 | 1 | - | - | - | - | - | - | - |
| 42 | Wholesale trade | 52 | 426 | 2 024 | 13 | 10 | 1 | 2 | - | - | - | - | - | - |
| 44-45 | Retail trade | 92 | 304 | 1 391 | 11 | 4 | 5 | 1 | 1 | - | - | - | - | - |
| 48-49 | Transportation & warehousing | (A) | (D) | (D) | 3 | 3 | - | - | - | - | - | - | - | - |
| 51 | Information | (A) | (D) | (D) | 1 | 1 | - | - | - | - | - | - | - | - |
| 52 | Finance & insurance | 31 | 162 | 570 | 11 | 10 | 1 | - | - | - | - | - | - | - |
| 53 | Real estate & rental & leasing | 7 | 9 | 36 | 3 | 2 | 1 | - | - | - | - | - | - | - |
| 54 | Professional, scientific & technical services | 6 | 25 | 108 | 4 | 4 | - | - | - | - | - | - | - | - |
| 56 | Admin, support, waste mgt, remediation services | (B) | (D) | (D) | 3 | 2 | - | - | - | 1 | - | - | - | - |
| 62 | Health care and social assistance | (B) | (D) | (D) | 6 | 5 | - | - | - | 1 | - | - | - | - |
| 71 | Arts, entertainment & recreation | (A) | (D) | (D) | 1 | 1 | - | - | - | - | - | - | - | - |
| 72 | Accommodation & food services | (A) | (D) | (D) | 12 | 11 | 1 | - | - | - | - | - | - | - |
| 81 | Other services (except public administration) | (B) | (D) | (D) | 6 | 5 | - | 1 | - | - | - | - | - | - |

See footnotes at end of table.

Table 6. Counties—Employees, Payroll, and Establishments by Industry: 2003—Con.

[Excludes most government employees, railroad employees, and self-employed persons. Size class 1 to 4 includes establishments with payroll, but no employees, during mid-March pay period. (D) denotes figures withheld to avoid disclosing data for individual companies; the data are included in broader industry totals. Detailed industries with 100 or more employees are shown if industry was not a (D). For explanation of terms, abbreviations, and data reliability/comparability, see introductory text]

| NAICS code | Industry | Number of employees for week including March 12 | Payroll (\$1,000) | | Total number of establishments | Number of establishments by employment-size class | | | | | | | | | |
|--------------|--|---|-------------------|---------------|--------------------------------|---|-----------|-----------|----------|----------|------------|------------|------------|---------------|---|
| | | | First quarter | Annual | | 1 to 4 | 5 to 9 | 10 to 19 | 20 to 49 | 50 to 99 | 100 to 249 | 250 to 499 | 500 to 999 | 1,000 or more | |
| 99 | RENVILLE—Con. | | | | | | | | | | | | | | |
| | Unclassified establishments | (A) | (D) | (D) | 1 | 1 | — | — | — | — | — | — | — | — | — |
| | RICHLAND | | | | | | | | | | | | | | |
| | Total | 6 792 | 41 066 | 176 180 | 524 | 286 | 114 | 73 | 26 | 14 | 7 | 3 | 1 | — | |
| 11 | Forestry, fishing, hunting, and agriculture support | 93 | 783 | 3 005 | 7 | 5 | — | — | 1 | 1 | — | — | — | — | |
| 21 | Mining | (A) | (D) | (D) | 2 | — | 1 | 1 | — | — | — | — | — | — | |
| 22 | Utilities | 58 | 843 | 3 285 | 3 | 1 | — | — | 1 | — | — | — | — | — | |
| 23 | Construction | 355 | 2 210 | 11 782 | 60 | 39 | 9 | 8 | 3 | 1 | — | — | — | — | |
| 236 | Construction of Buildings | (C) | (D) | (D) | 17 | 11 | 1 | 3 | 1 | 1 | — | — | — | — | |
| 238 | Specialty Trade Contractors | 182 | 1 039 | 5 502 | 40 | 26 | 8 | 5 | 1 | — | — | — | — | — | |
| 31-33 | Manufacturing | 2 066 | 17 372 | 74 480 | 30 | 7 | 6 | 5 | 4 | 3 | 2 | 2 | 1 | — | |
| 311 | Food mfg | (F) | (D) | (D) | 6 | 1 | — | 1 | 2 | — | 1 | 1 | — | — | |
| 3112 | Grain & oilseed milling | (C) | (D) | (D) | 2 | — | — | 1 | — | — | 1 | — | — | — | |
| 31122 | Starch & vegetable fats & oils mfg | (C) | (D) | (D) | 1 | — | — | — | — | — | 1 | — | — | — | |
| 3113 | Sugar & confectionery product mfg | (E) | (D) | (D) | 1 | — | — | — | — | — | — | 1 | — | — | |
| 31131 | Sugar mfg | (E) | (D) | (D) | 1 | — | — | — | — | — | — | 1 | — | — | |
| 321 | Wood product mfg | (F) | (D) | (D) | 3 | — | — | — | 1 | 1 | — | 1 | — | — | |
| 3212 | Veneer, plywood & engineered wood product mfg | (F) | (D) | (D) | 3 | — | — | — | 1 | 1 | — | 1 | — | — | |
| 32121 | Veneer, plywood & engineered wood product mfg | (F) | (D) | (D) | 3 | — | — | — | 1 | 1 | — | 1 | — | — | |
| 332 | Fabricated metal product mfg | 124 | 818 | 3 555 | 5 | 2 | — | 1 | 1 | 1 | — | — | — | — | |
| 333 | Machinery mfg | 118 | 918 | 3 591 | 6 | 3 | 2 | — | — | — | 1 | — | — | — | |
| 3331 | Ag, construction & mining machinery mfg | (C) | (D) | (D) | 3 | 2 | — | — | — | — | 1 | — | — | — | |
| 33311 | Agricultural implement mfg | (C) | (D) | (D) | 3 | 2 | — | — | — | — | 1 | — | — | — | |
| 334 | Computer & electronic product mfg | (F) | (D) | (D) | 1 | — | — | — | — | — | — | — | 1 | — | |
| 3346 | Mfg & reproducing magnetic & optical media | (F) | (D) | (D) | 1 | — | — | — | — | — | — | — | 1 | — | |
| 33461 | Mfg & reproducing magnetic & optical media | (F) | (D) | (D) | 1 | — | — | — | — | — | — | — | 1 | — | |
| 42 | Wholesale trade | 264 | 1 875 | 8 210 | 44 | 24 | 9 | 11 | — | — | — | — | — | — | |
| 423 | Merchant Wholesalers, Durable Goods | (C) | (D) | (D) | 13 | 5 | 2 | 6 | — | — | — | — | — | — | |
| 424 | Merchant Wholesalers, Nondurable Goods | 144 | 1 075 | 4 724 | 30 | 18 | 7 | 5 | — | — | — | — | — | — | |
| 44-45 | Retail trade | 719 | 2 900 | 12 924 | 84 | 36 | 32 | 11 | 3 | 1 | 1 | — | — | — | |
| 441 | Motor vehicle & parts dealers | 162 | 1 006 | 4 306 | 13 | 3 | 4 | 4 | 1 | 1 | — | — | — | — | |
| 4411 | Automobile dealers | (C) | (D) | (D) | 7 | 1 | 2 | 2 | 1 | 1 | — | — | — | — | |
| 44111 | New car dealers | 106 | 737 | 3 190 | 5 | 1 | — | 2 | 1 | 1 | — | — | — | — | |
| 441110 | New car dealers | 106 | 737 | 3 190 | 5 | 1 | — | 2 | 1 | 1 | — | — | — | — | |
| 445 | Food & beverage stores | 203 | 594 | 2 946 | 10 | 4 | 4 | 1 | — | — | 1 | — | — | — | |
| 4451 | Grocery stores | (C) | (D) | (D) | 3 | — | 2 | — | — | — | 1 | — | — | — | |
| 44511 | Grocery (except convenience) stores | (C) | (D) | (D) | 3 | — | 2 | — | — | — | 1 | — | — | — | |
| 48-49 | Transportation & warehousing | 215 | 1 593 | 6 619 | 25 | 16 | 4 | 3 | 1 | 1 | — | — | — | — | |
| 484 | Truck transportation | 188 | 1 417 | 5 925 | 19 | 11 | 4 | 2 | 1 | 1 | — | — | — | — | |
| 4841 | General freight trucking | (C) | (D) | (D) | 11 | 8 | — | 2 | — | 1 | — | — | — | — | |
| 48412 | General freight trucking, long-distance | 109 | 911 | 3 931 | 10 | 7 | — | 2 | — | 1 | — | — | — | — | |
| 484121 | General freight trucking, long-distance, TL | 109 | 911 | 3 931 | 10 | 7 | — | 2 | — | 1 | — | — | — | — | |
| 51 | Information | 96 | 627 | 2 376 | 10 | 5 | 2 | 1 | 2 | — | — | — | — | — | |
| 52 | Finance & insurance | 164 | 1 402 | 5 086 | 35 | 25 | 6 | 3 | 1 | — | — | — | — | — | |
| 522 | Credit intermediation & related activities | 131 | 1 208 | 4 215 | 18 | 8 | 6 | 3 | 1 | — | — | — | — | — | |
| 53 | Real estate & rental & leasing | 55 | 263 | 1 059 | 13 | 9 | 3 | 1 | — | — | — | — | — | — | |
| 54 | Professional, scientific & technical services | 116 | 863 | 3 294 | 29 | 20 | 5 | 4 | — | — | — | — | — | — | |
| 541 | Professional, scientific & technical services | 116 | 863 | 3 294 | 29 | 20 | 5 | 4 | — | — | — | — | — | — | |
| 56 | Admin, support, waste mgt, remediation services | 277 | 1 173 | 5 037 | 17 | 10 | 4 | 1 | — | 1 | 1 | — | — | — | |
| 561 | Administrative & support services | 253 | 1 007 | 4 425 | 13 | 8 | 3 | — | — | 1 | 1 | — | — | — | |
| 5613 | Employment services | (C) | (D) | (D) | 2 | 1 | — | — | — | — | 1 | — | — | — | |
| 56132 | Temporary help services | (C) | (D) | (D) | 2 | 1 | — | — | — | — | 1 | — | — | — | |
| 61 | Educational services | 384 | 1 707 | 6 569 | 4 | — | — | 1 | — | 1 | 2 | — | — | — | |
| 611 | Educational services | 384 | 1 707 | 6 569 | 4 | — | — | 1 | — | 1 | 2 | — | — | — | |
| 6111 | Elementary & secondary schools | (E) | (D) | (D) | 3 | — | — | — | — | 1 | 2 | — | — | — | |
| 61111 | Elementary & secondary schools | (E) | (D) | (D) | 3 | — | — | — | — | 1 | 2 | — | — | — | |
| 62 | Health care and social assistance | 738 | 3 652 | 14 827 | 43 | 16 | 15 | 5 | 2 | 4 | 1 | — | — | — | |
| 621 | Ambulatory health care services | 214 | 1 660 | 7 561 | 22 | 12 | 7 | 1 | — | 2 | — | — | — | — | |
| 6211 | Offices of physicians | (C) | (D) | (D) | 2 | — | — | — | — | 2 | — | — | — | — | |
| 62111 | Offices of physicians | (C) | (D) | (D) | 2 | — | — | — | — | 2 | — | — | — | — | |
| 623 | Nursing & residential care facilities | 397 | 1 617 | 5 824 | 10 | — | 4 | 2 | 2 | 1 | 1 | — | — | — | |
| 6231 | Nursing care facilities | (E) | (D) | (D) | 2 | — | — | — | — | 1 | 1 | — | — | — | |
| 62311 | Nursing care facilities | (E) | (D) | (D) | 2 | — | — | — | — | 1 | 1 | — | — | — | |
| 624 | Social assistance | 127 | 375 | 1 442 | 11 | 4 | 4 | 2 | — | 1 | — | — | — | — | |

See footnotes at end of table.

Table 6. Counties—Employees, Payroll, and Establishments by Industry: 2003—Con.

[Excludes most government employees, railroad employees, and self-employed persons. Size class 1 to 4 includes establishments with payroll, but no employees, during mid-March pay period. (D) denotes figures withheld to avoid disclosing data for individual companies; the data are included in broader industry totals. Detailed industries with 100 or more employees are shown if industry was not a (D). For explanation of terms, abbreviations, and data reliability/comparability, see introductory text]

| NAICS code | Industry | Number of employees for week including March 12 | Payroll (\$1,000) | | Total number of establishments | Number of establishments by employment-size class | | | | | | | | | |
|----------------------|---|---|-------------------|--------|--------------------------------|---|--------|----------|----------|----------|------------|------------|------------|---------------|--|
| | | | First quarter | Annual | | 1 to 4 | 5 to 9 | 10 to 19 | 20 to 49 | 50 to 99 | 100 to 249 | 250 to 499 | 500 to 999 | 1,000 or more | |
| RICHLAND—Con. | | | | | | | | | | | | | | | |
| 71 | Arts, entertainment & recreation | (B) | (D) | (D) | 9 | 5 | 2 | 2 | — | — | — | — | — | — | |
| 72 | Accommodation & food services | 840 | 2 887 | 13 088 | 46 | 22 | 6 | 10 | 7 | — | — | 1 | — | — | |
| 721 | Accommodation | (E) | (D) | (D) | 6 | 1 | — | 3 | 1 | — | — | 1 | — | — | |
| 7211 | Traveler accommodation..... | (E) | (D) | (D) | 6 | 1 | — | 3 | 1 | — | — | 1 | — | — | |
| 72112 | Casino hotels | (E) | (D) | (D) | 1 | — | — | — | — | — | — | 1 | — | — | |
| 722 | Food services & drinking places | (E) | (D) | (D) | 40 | 21 | 6 | 7 | 6 | — | — | — | — | — | |
| 7221 | Full-service restaurants | 134 | 252 | 1 078 | 13 | 6 | 1 | 4 | 2 | — | — | — | — | — | |
| 72211 | Full-service restaurants | 134 | 252 | 1 078 | 13 | 6 | 1 | 4 | 2 | — | — | — | — | — | |
| 722110 | Full-service restaurants | 134 | 252 | 1 078 | 13 | 6 | 1 | 4 | 2 | — | — | — | — | — | |
| 7222 | Limited-service eating places | 174 | 319 | 1 405 | 14 | 5 | 2 | 3 | 4 | — | — | — | — | — | |
| 72221 | Limited-service eating places | 174 | 319 | 1 405 | 14 | 5 | 2 | 3 | 4 | — | — | — | — | — | |
| 81 | Other services (except public administration) | 294 | 698 | 2 961 | 63 | 46 | 9 | 6 | 1 | 1 | — | — | — | — | |
| 813 | Religious, grantmaking, civic, prof & like organizations..... | 214 | 373 | 1 534 | 37 | 26 | 6 | 3 | 1 | 1 | — | — | — | — | |
| 8131 | Religious organizations | 114 | 251 | 1 064 | 26 | 19 | 4 | 2 | 1 | — | — | — | — | — | |
| 81311 | Religious organizations | 114 | 251 | 1 064 | 26 | 19 | 4 | 2 | 1 | — | — | — | — | — | |
| 813110 | Religious organizations | 114 | 251 | 1 064 | 26 | 19 | 4 | 2 | 1 | — | — | — | — | — | |
| ROLETTE | | | | | | | | | | | | | | | |
| | Total | 2 601 | 14 205 | 58 838 | 212 | 130 | 32 | 23 | 18 | 4 | 3 | 2 | — | — | |
| 11 | Forestry, fishing, hunting, and agriculture support | (A) | (D) | (D) | 3 | 3 | — | — | — | — | — | — | — | — | |
| 23 | Construction | 82 | 385 | 2 562 | 30 | 24 | 3 | 3 | — | — | — | — | — | — | |
| 31-33 | Manufacturing | 451 | 2 629 | 10 600 | 4 | — | — | — | 3 | — | — | 1 | — | — | |
| 334 | Computer & electronic product mfg..... | (E) | (D) | (D) | 2 | — | — | — | 1 | — | — | 1 | — | — | |
| 3344 | Semiconductor & oth electronic component mfg | (E) | (D) | (D) | 1 | — | — | — | — | — | — | 1 | — | — | |
| 33441 | Semiconductor & oth electronic component mfg | (E) | (D) | (D) | 1 | — | — | — | — | — | — | 1 | — | — | |
| 42 | Wholesale trade | 83 | 537 | 2 581 | 8 | 3 | 3 | — | 2 | — | — | — | — | — | |
| 44-45 | Retail trade | 482 | 1 882 | 6 807 | 51 | 28 | 6 | 8 | 8 | 1 | — | — | — | — | |
| 445 | Food & beverage stores | 154 | 582 | 2 188 | 11 | 4 | 1 | 3 | 3 | — | — | — | — | — | |
| 4451 | Grocery stores | (C) | (D) | (D) | 8 | 2 | 1 | 2 | 3 | — | — | — | — | — | |
| 44511 | Grocery (except convenience) stores | 139 | 535 | 1 902 | 7 | 1 | 1 | 2 | 3 | — | — | — | — | — | |
| 445110 | Grocery (except convenience) stores | 139 | 535 | 1 902 | 7 | 1 | 1 | 2 | 3 | — | — | — | — | — | |
| 48-49 | Transportation & warehousing | 59 | 191 | 999 | 10 | 7 | 1 | 1 | 1 | — | — | — | — | — | |
| 51 | Information | 81 | 339 | 1 798 | 6 | 3 | 2 | — | — | 1 | — | — | — | — | |
| 52 | Finance & insurance | 74 | 507 | 2 308 | 10 | 6 | 1 | 1 | 2 | — | — | — | — | — | |
| 53 | Real estate & rental & leasing | (A) | (D) | (D) | 1 | 1 | — | — | — | — | — | — | — | — | |
| 54 | Professional, scientific & technical services..... | 16 | 49 | 206 | 6 | 5 | 1 | — | — | — | — | — | — | — | |
| 56 | Admin, support, waste mgt, remediation services..... | 87 | 177 | 886 | 6 | 2 | 2 | 1 | — | 1 | — | — | — | — | |
| 61 | Educational services..... | 117 | 729 | 3 203 | 3 | — | 1 | 1 | — | — | 1 | — | — | — | |
| 611 | Educational services | 117 | 729 | 3 203 | 3 | — | 1 | 1 | — | — | 1 | — | — | — | |
| 6111 | Elementary & secondary schools | (C) | (D) | (D) | 2 | — | — | 1 | — | — | 1 | — | — | — | |
| 61111 | Elementary & secondary schools | (C) | (D) | (D) | 2 | — | — | 1 | — | — | 1 | — | — | — | |
| 62 | Health care and social assistance..... | 567 | 4 764 | 18 625 | 25 | 11 | 6 | 4 | 1 | 1 | 2 | — | — | — | |
| 622 | Hospitals | (E) | (D) | (D) | 2 | — | — | — | — | — | 2 | — | — | — | |
| 6221 | General medical & surgical hospitals | (E) | (D) | (D) | 2 | — | — | — | — | — | 2 | — | — | — | |
| 62211 | General medical & surgical hospitals | (E) | (D) | (D) | 2 | — | — | — | — | — | 2 | — | — | — | |
| 71 | Arts, entertainment & recreation | 13 | 31 | 217 | 6 | 6 | — | — | — | — | — | — | — | — | |
| 72 | Accommodation & food services | 441 | 1 838 | 7 285 | 23 | 12 | 5 | 4 | 1 | — | — | 1 | — | — | |
| 721 | Accommodation | (E) | (D) | (D) | 4 | 3 | — | — | — | — | — | 1 | — | — | |
| 7211 | Traveler accommodation..... | (E) | (D) | (D) | 4 | 3 | — | — | — | — | — | 1 | — | — | |
| 72112 | Casino hotels | (E) | (D) | (D) | 1 | — | — | — | — | — | — | 1 | — | — | |
| 722 | Food services & drinking places | (C) | (D) | (D) | 19 | 9 | 5 | 4 | 1 | — | — | — | — | — | |
| 81 | Other services (except public administration) | 41 | 113 | 506 | 19 | 18 | 1 | — | — | — | — | — | — | — | |
| 99 | Unclassified establishments | (A) | (D) | (D) | 1 | 1 | — | — | — | — | — | — | — | — | |

See footnotes at end of table.

Table 6. Counties—Employees, Payroll, and Establishments by Industry: 2003—Con.

[Excludes most government employees, railroad employees, and self-employed persons. Size class 1 to 4 includes establishments with payroll, but no employees, during mid-March pay period. (D) denotes figures withheld to avoid disclosing data for individual companies; the data are included in broader industry totals. Detailed industries with 100 or more employees are shown if industry was not a (D). For explanation of terms, abbreviations, and data reliability/comparability, see introductory text]

| NAICS code | Industry | Number of employees for week including March 12 | Payroll (\$1,000) | | Total number of establishments | Number of establishments by employment-size class | | | | | | | | |
|-----------------|---|---|-------------------|---------------|--------------------------------|---|-----------|-----------|----------|----------|------------|------------|------------|---------------|
| | | | First quarter | Annual | | 1 to 4 | 5 to 9 | 10 to 19 | 20 to 49 | 50 to 99 | 100 to 249 | 250 to 499 | 500 to 999 | 1,000 or more |
| SARGENT | | | | | | | | | | | | | | |
| | Total | 1 913 | 15 080 | 62 287 | 138 | 97 | 23 | 12 | 4 | 1 | - | - | - | 1 |
| 11 | Forestry, fishing, hunting, and agriculture support | (A) | (D) | (D) | 3 | 3 | - | - | - | - | - | - | - | - |
| 23 | Construction | (B) | (D) | (D) | 11 | 9 | 1 | - | 1 | - | - | - | - | - |
| 31-33 | Manufacturing | (G) | (D) | (D) | 7 | 4 | - | - | 1 | 1 | - | - | - | 1 |
| 333 | Machinery mfg | (G) | (D) | (D) | 2 | 1 | - | - | - | - | - | - | - | 1 |
| 3331 | Ag, construction & mining machinery mfg | (G) | (D) | (D) | 2 | 1 | - | - | - | - | - | - | - | 1 |
| 33312 | Construction machinery mfg | (G) | (D) | (D) | 1 | - | - | - | - | - | - | - | - | 1 |
| 42 | Wholesale trade | 80 | 614 | 2 609 | 10 | 5 | 2 | 2 | 1 | - | - | - | - | - |
| 44-45 | Retail trade | 121 | 293 | 1 423 | 25 | 15 | 8 | 2 | - | - | - | - | - | - |
| 48-49 | Transportation & warehousing | (B) | (D) | (D) | 10 | 8 | 1 | 1 | - | - | - | - | - | - |
| 51 | Information | (A) | (D) | (D) | 2 | 1 | 1 | - | - | - | - | - | - | - |
| 52 | Finance & insurance | (B) | (D) | (D) | 12 | 10 | - | 2 | - | - | - | - | - | - |
| 53 | Real estate & rental & leasing | (A) | (D) | (D) | 4 | 4 | - | - | - | - | - | - | - | - |
| 54 | Professional, scientific & technical services | (A) | (D) | (D) | 7 | 7 | - | - | - | - | - | - | - | - |
| 56 | Admin, support, waste mgt, remediation services | 19 | 160 | 538 | 6 | 4 | 2 | - | - | - | - | - | - | - |
| 61 | Educational services | (A) | (D) | (D) | 1 | 1 | - | - | - | - | - | - | - | - |
| 62 | Health care and social assistance | (B) | (D) | (D) | 3 | 1 | - | 1 | 1 | - | - | - | - | - |
| 71 | Arts, entertainment & recreation | (A) | (D) | (D) | 3 | 2 | 1 | - | - | - | - | - | - | - |
| 72 | Accommodation & food services | 66 | 87 | 380 | 17 | 11 | 2 | 4 | - | - | - | - | - | - |
| 81 | Other services (except public administration) | (B) | (D) | (D) | 15 | 11 | 4 | - | - | - | - | - | - | - |
| 99 | Unclassified establishments | (A) | (D) | (D) | 2 | 1 | 1 | - | - | - | - | - | - | - |
| SHERIDAN | | | | | | | | | | | | | | |
| | Total | 159 | 626 | 4 176 | 51 | 41 | 8 | 1 | 1 | - | - | - | - | - |
| 11 | Forestry, fishing, hunting, and agriculture support | (A) | (D) | (D) | 1 | 1 | - | - | - | - | - | - | - | - |
| 23 | Construction | (A) | (D) | (D) | 4 | 3 | 1 | - | - | - | - | - | - | - |
| 31-33 | Manufacturing | (B) | (D) | (D) | 2 | 1 | - | - | 1 | - | - | - | - | - |
| 42 | Wholesale trade | 20 | 128 | 582 | 5 | 3 | 2 | - | - | - | - | - | - | - |
| 44-45 | Retail trade | 22 | 70 | 347 | 9 | 8 | 1 | - | - | - | - | - | - | - |
| 48-49 | Transportation & warehousing | 4 | 9 | 26 | 4 | 4 | - | - | - | - | - | - | - | - |
| 52 | Finance & insurance | (A) | (D) | (D) | 4 | 3 | 1 | - | - | - | - | - | - | - |
| 53 | Real estate & rental & leasing | 4 | 5 | 19 | 3 | 3 | - | - | - | - | - | - | - | - |
| 54 | Professional, scientific & technical services | (A) | (D) | (D) | 2 | 2 | - | - | - | - | - | - | - | - |
| 55 | Management of companies & enterprises | (A) | (D) | (D) | 1 | 1 | - | - | - | - | - | - | - | - |
| 62 | Health care and social assistance | (A) | (D) | (D) | 1 | - | - | 1 | - | - | - | - | - | - |
| 72 | Accommodation & food services | (A) | (D) | (D) | 6 | 4 | 2 | - | - | - | - | - | - | - |
| 81 | Other services (except public administration) | 7 | 5 | 21 | 7 | 7 | - | - | - | - | - | - | - | - |
| 99 | Unclassified establishments | (A) | (D) | (D) | 2 | 1 | 1 | - | - | - | - | - | - | - |
| SIOUX | | | | | | | | | | | | | | |
| | Total | 968 | 5 612 | 22 705 | 26 | 16 | 2 | 4 | - | 1 | 2 | 1 | - | - |
| 22 | Utilities | (A) | (D) | (D) | 1 | 1 | - | - | - | - | - | - | - | - |
| 23 | Construction | (A) | (D) | (D) | 1 | 1 | - | - | - | - | - | - | - | - |
| 42 | Wholesale trade | (A) | (D) | (D) | 1 | - | - | 1 | - | - | - | - | - | - |
| 44-45 | Retail trade | (B) | (D) | (D) | 8 | 6 | 2 | - | - | - | - | - | - | - |
| 48-49 | Transportation & warehousing | (A) | (D) | (D) | 2 | 2 | - | - | - | - | - | - | - | - |
| 51 | Information | (A) | (D) | (D) | 1 | 1 | - | - | - | - | - | - | - | - |
| 52 | Finance & insurance | (A) | (D) | (D) | 1 | 1 | - | - | - | - | - | - | - | - |
| 54 | Professional, scientific & technical services | (A) | (D) | (D) | 2 | 2 | - | - | - | - | - | - | - | - |
| 61 | Educational services | (E) | (D) | (D) | 2 | - | - | - | - | 1 | 1 | - | - | - |
| 611 | Educational services | (E) | (D) | (D) | 2 | - | - | - | - | 1 | 1 | - | - | - |
| 6111 | Elementary & secondary schools | (C) | (D) | (D) | 1 | - | - | - | - | - | 1 | - | - | - |
| 61111 | Elementary & secondary schools | (C) | (D) | (D) | 1 | - | - | - | - | - | 1 | - | - | - |
| 62 | Health care and social assistance | (C) | (D) | (D) | 1 | - | - | - | - | - | 1 | - | - | - |
| 622 | Hospitals | (C) | (D) | (D) | 1 | - | - | - | - | - | 1 | - | - | - |
| 6221 | General medical & surgical hospitals | (C) | (D) | (D) | 1 | - | - | - | - | - | 1 | - | - | - |
| 62211 | General medical & surgical hospitals | (C) | (D) | (D) | 1 | - | - | - | - | - | 1 | - | - | - |

See footnotes at end of table.

Table 6. Counties—Employees, Payroll, and Establishments by Industry: 2003—Con.

[Excludes most government employees, railroad employees, and self-employed persons. Size class 1 to 4 includes establishments with payroll, but no employees, during mid-March pay period. (D) denotes figures withheld to avoid disclosing data for individual companies; the data are included in broader industry totals. Detailed industries with 100 or more employees are shown if industry was not a (D). For explanation of terms, abbreviations, and data reliability/comparability, see introductory text]

| NAICS code | Industry | Number of employees for week including March 12 | Payroll (\$1,000) | | Total number of establishments | Number of establishments by employment-size class | | | | | | | | |
|-------------------|--|---|-------------------|---------|--------------------------------|---|--------|----------|----------|----------|------------|------------|------------|---------------|
| | | | First quarter | Annual | | 1 to 4 | 5 to 9 | 10 to 19 | 20 to 49 | 50 to 99 | 100 to 249 | 250 to 499 | 500 to 999 | 1,000 or more |
| SIoux—Con. | | | | | | | | | | | | | | |
| 72 | Accommodation & food services | (F) | (D) | (D) | 3 | — | — | 2 | — | — | — | 1 | — | — |
| 721 | Accommodation | (E) | (D) | (D) | 1 | — | — | — | — | — | — | 1 | — | — |
| 7211 | Traveler accommodation | (E) | (D) | (D) | 1 | — | — | — | — | — | — | 1 | — | — |
| 72112 | Casino hotels | (E) | (D) | (D) | 1 | — | — | — | — | — | — | 1 | — | — |
| 81 | Other services (except public administration) | (A) | (D) | (D) | 3 | 2 | — | 1 | — | — | — | — | — | — |
| SLOPE | | | | | | | | | | | | | | |
| | Total | 37 | 156 | 664 | 9 | 7 | 1 | — | 1 | — | — | — | — | — |
| 23 | Construction | (A) | (D) | (D) | 2 | 2 | — | — | — | — | — | — | — | — |
| 53 | Real estate & rental & leasing | (A) | (D) | (D) | 1 | 1 | — | — | — | — | — | — | — | — |
| 56 | Admin, support, waste mgt, remediation services | (B) | (D) | (D) | 2 | 1 | — | — | 1 | — | — | — | — | — |
| 72 | Accommodation & food services | (A) | (D) | (D) | 2 | 1 | 1 | — | — | — | — | — | — | — |
| 81 | Other services (except public administration) | (A) | (D) | (D) | 2 | 2 | — | — | — | — | — | — | — | — |
| STARK | | | | | | | | | | | | | | |
| | Total | 9 363 | 49 008 | 214 140 | 887 | 503 | 186 | 97 | 69 | 23 | 5 | 4 | — | — |
| 11 | Forestry, fishing, hunting, and agriculture support | 13 | 60 | 250 | 5 | 4 | 1 | — | — | — | — | — | — | — |
| 21 | Mining | 274 | 2 984 | 14 483 | 16 | 9 | 1 | 2 | 2 | 2 | — | — | — | — |
| 212 | Mining (except oil & gas) | (C) | (D) | (D) | 2 | — | — | — | — | 2 | — | — | — | — |
| 2123 | Nonmetallic mineral mining & quarrying | (C) | (D) | (D) | 2 | — | — | — | — | 2 | — | — | — | — |
| 21232 | Sand, gravel, clay, refractory minerals mining | (C) | (D) | (D) | 2 | — | — | — | — | 2 | — | — | — | — |
| 22 | Utilities | (B) | (D) | (D) | 2 | — | — | — | 2 | — | — | — | — | — |
| 23 | Construction | 467 | 2 892 | 17 837 | 91 | 64 | 16 | 5 | 5 | 1 | — | — | — | — |
| 238 | Specialty Trade Contractors | 309 | 1 924 | 10 418 | 61 | 42 | 12 | 4 | 2 | 1 | — | — | — | — |
| 2381 | Foundation, Structure, and Building Exterior Contractors | 115 | 547 | 3 409 | 20 | 12 | 4 | 3 | 1 | — | — | — | — | — |
| 31-33 | Manufacturing | 899 | 6 474 | 27 707 | 31 | 15 | 6 | 4 | 2 | 2 | 1 | 1 | — | — |
| 311 | Food mfg | (E) | (D) | (D) | 4 | — | 2 | — | 1 | — | 1 | — | — | — |
| 3118 | Bakeries & tortilla mfg | (E) | (D) | (D) | 3 | — | 2 | — | — | — | 1 | — | — | — |
| 31181 | Bread & bakery product mfg | (E) | (D) | (D) | 3 | — | 2 | — | — | — | 1 | — | — | — |
| 337 | Furniture & related product mfg | (E) | (D) | (D) | 6 | 3 | 2 | — | — | — | — | 1 | — | — |
| 3372 | Office furniture (including fixtures) mfg | (E) | (D) | (D) | 1 | — | — | — | — | — | — | 1 | — | — |
| 33721 | Office furniture (including fixtures) mfg | (E) | (D) | (D) | 1 | — | — | — | — | — | — | 1 | — | — |
| 42 | Wholesale trade | 495 | 3 210 | 13 485 | 54 | 25 | 13 | 12 | 3 | — | 1 | — | — | — |
| 423 | Merchant Wholesalers, Durable Goods | 215 | 1 637 | 7 264 | 28 | 13 | 8 | 4 | 3 | — | — | — | — | — |
| 4238 | Machinery, Equipment, and Supplies Merchant Wholesalers | 130 | 1 070 | 4 947 | 11 | 4 | 2 | 2 | 3 | — | — | — | — | — |
| 424 | Merchant Wholesalers, Nondurable Goods | 161 | 1 258 | 4 917 | 23 | 11 | 4 | 8 | — | — | — | — | — | — |
| 425 | Wholesale Electronic Markets and Agents and Brokers | 119 | 315 | 1 304 | 3 | 1 | 1 | — | — | — | 1 | — | — | — |
| 4251 | Wholesale Electronic Markets and Agents and Brokers | 119 | 315 | 1 304 | 3 | 1 | 1 | — | — | — | 1 | — | — | — |
| 42512 | Wholesale Trade Agents and Brokers | 119 | 315 | 1 304 | 3 | 1 | 1 | — | — | — | 1 | — | — | — |
| 425120 | Wholesale Trade Agents and Brokers | 119 | 315 | 1 304 | 3 | 1 | 1 | — | — | — | 1 | — | — | — |
| 44-45 | Retail trade | 1 567 | 7 099 | 29 505 | 170 | 74 | 56 | 24 | 13 | 2 | 1 | — | — | — |
| 441 | Motor vehicle & parts dealers | 270 | 1 874 | 8 265 | 27 | 11 | 9 | 4 | 3 | — | — | — | — | — |
| 4411 | Automobile dealers | 176 | 1 172 | 5 334 | 10 | 1 | 5 | 1 | 3 | — | — | — | — | — |
| 44111 | New car dealers | 155 | 1 089 | 4 911 | 6 | — | 2 | 1 | 3 | — | — | — | — | — |
| 441110 | New car dealers | 155 | 1 089 | 4 911 | 6 | — | 2 | 1 | 3 | — | — | — | — | — |
| 444 | Bldg material & garden equip & supp dealers | 117 | 520 | 2 364 | 20 | 12 | 3 | 4 | 1 | — | — | — | — | — |
| 445 | Food & beverage stores | 223 | 857 | 3 365 | 18 | 8 | 6 | 1 | 2 | 1 | — | — | — | — |
| 4451 | Grocery stores | (C) | (D) | (D) | 6 | 2 | — | 1 | 2 | 1 | — | — | — | — |
| 44511 | Grocery (except convenience) stores | 178 | 733 | 2 810 | 5 | 1 | — | 1 | 2 | 1 | — | — | — | — |
| 445110 | Grocery (except convenience) stores | 178 | 733 | 2 810 | 5 | 1 | — | 1 | 2 | 1 | — | — | — | — |
| 446 | Health & personal care stores | 113 | 623 | 2 447 | 14 | 3 | 7 | 2 | 2 | — | — | — | — | — |
| 4461 | Health & personal care stores | 113 | 623 | 2 447 | 14 | 3 | 7 | 2 | 2 | — | — | — | — | — |
| 447 | Gasoline stations | 251 | 814 | 3 367 | 27 | 5 | 15 | 5 | 2 | — | — | — | — | — |
| 4471 | Gasoline stations | 251 | 814 | 3 367 | 27 | 5 | 15 | 5 | 2 | — | — | — | — | — |
| 44711 | Gasoline stations with convenience stores | 178 | 556 | 2 266 | 16 | 1 | 11 | 2 | 2 | — | — | — | — | — |
| 447110 | Gasoline stations with convenience stores | 178 | 556 | 2 266 | 16 | 1 | 11 | 2 | 2 | — | — | — | — | — |
| 452 | General merchandise stores | 314 | 1 328 | 5 209 | 4 | — | — | — | 2 | 1 | 1 | — | — | — |
| 4521 | Department stores | (E) | (D) | (D) | 3 | — | — | — | 1 | 1 | 1 | — | — | — |
| 45211 | Department stores | (E) | (D) | (D) | 3 | — | — | — | 1 | 1 | 1 | — | — | — |
| 48-49 | Transportation & warehousing | 255 | 1 892 | 7 720 | 48 | 35 | 7 | 3 | 2 | 1 | — | — | — | — |
| 484 | Truck transportation | 181 | 1 427 | 5 865 | 32 | 25 | 2 | 3 | 1 | 1 | — | — | — | — |
| 4841 | General freight trucking | 142 | 1 181 | 5 018 | 17 | 12 | — | 3 | 1 | 1 | — | — | — | — |

See footnotes at end of table.

Table 6. Counties—Employees, Payroll, and Establishments by Industry: 2003—Con.

[Excludes most government employees, railroad employees, and self-employed persons. Size class 1 to 4 includes establishments with payroll, but no employees, during mid-March pay period. (D) denotes figures withheld to avoid disclosing data for individual companies; the data are included in broader industry totals. Detailed industries with 100 or more employees are shown if industry was not a (D). For explanation of terms, abbreviations, and data reliability/comparability, see introductory text]

| NAICS code | Industry | Number of employees for week including March 12 | Payroll (\$1,000) | | Total number of establishments | Number of establishments by employment-size class | | | | | | | | |
|-------------------|--|---|-------------------|---------------|--------------------------------|---|-----------|-----------|-----------|----------|------------|------------|------------|---------------|
| | | | First quarter | Annual | | 1 to 4 | 5 to 9 | 10 to 19 | 20 to 49 | 50 to 99 | 100 to 249 | 250 to 499 | 500 to 999 | 1,000 or more |
| STARK—Con. | | | | | | | | | | | | | | |
| 51 | Information | 306 | 2 060 | 8 172 | 16 | 5 | 4 | 1 | 4 | 2 | — | — | — | — |
| 52 | Finance & insurance | 324 | 2 806 | 11 037 | 56 | 41 | 5 | 5 | 4 | 1 | — | — | — | — |
| 522 | Credit intermediation & related activities | 238 | 2 122 | 8 108 | 19 | 5 | 5 | 4 | 4 | 1 | — | — | — | — |
| 5221 | Depository credit intermediation | (C) | (D) | (D) | 14 | 2 | 4 | 3 | 4 | 1 | — | — | — | — |
| 52211 | Commercial banking | 182 | 1 603 | 6 266 | 11 | 1 | 4 | 2 | 3 | 1 | — | — | — | — |
| 522110 | Commercial banking | 182 | 1 603 | 6 266 | 11 | 1 | 4 | 2 | 3 | 1 | — | — | — | — |
| 53 | Real estate & rental & leasing | 65 | 265 | 1 319 | 27 | 24 | 3 | — | — | — | — | — | — | — |
| 54 | Professional, scientific & technical services | 229 | 1 451 | 6 594 | 53 | 38 | 10 | 3 | 2 | — | — | — | — | — |
| 541 | Professional, scientific & technical services | 229 | 1 451 | 6 594 | 53 | 38 | 10 | 3 | 2 | — | — | — | — | — |
| 55 | Management of companies & enterprises | (B) | (D) | (D) | 3 | 2 | — | 1 | — | — | — | — | — | — |
| 56 | Admin. support, waste mgt, remediation services | 460 | 2 510 | 10 238 | 43 | 31 | 8 | 2 | 1 | — | — | 1 | — | — |
| 561 | Administrative & support services | 445 | 2 431 | 9 888 | 37 | 26 | 7 | 2 | 1 | — | — | 1 | — | — |
| 5615 | Travel arrangement & reservation services | (E) | (D) | (D) | 6 | 5 | — | — | — | — | — | 1 | — | — |
| 56151 | Travel agencies | (E) | (D) | (D) | 5 | 4 | — | — | — | — | — | 1 | — | — |
| 61 | Educational services | 145 | 429 | 1 736 | 8 | 2 | 1 | 2 | 2 | 1 | — | — | — | — |
| 611 | Educational services | 145 | 429 | 1 736 | 8 | 2 | 1 | 2 | 2 | 1 | — | — | — | — |
| 6111 | Elementary & secondary schools | (C) | (D) | (D) | 6 | — | 1 | 2 | 2 | 1 | — | — | — | — |
| 61111 | Elementary & secondary schools | (C) | (D) | (D) | 6 | — | 1 | 2 | 2 | 1 | — | — | — | — |
| 62 | Health care and social assistance | 1 757 | 9 484 | 40 814 | 81 | 40 | 15 | 13 | 4 | 6 | 2 | 1 | — | — |
| 621 | Ambulatory health care services | 324 | 2 638 | 11 745 | 37 | 19 | 11 | 4 | 1 | 2 | — | — | — | — |
| 622 | Hospitals | (F) | (D) | (D) | 2 | — | — | — | 1 | — | — | 1 | — | — |
| 6221 | General medical & surgical hospitals | (E) | (D) | (D) | 1 | — | — | — | — | — | — | 1 | — | — |
| 62211 | General medical & surgical hospitals | (E) | (D) | (D) | 1 | — | — | — | — | — | — | 1 | — | — |
| 623 | Nursing & residential care facilities | 621 | 2 129 | 9 294 | 11 | 1 | 1 | 5 | — | 2 | 2 | — | — | — |
| 6231 | Nursing care facilities | (E) | (D) | (D) | 3 | 1 | — | — | — | — | 2 | — | — | — |
| 62311 | Nursing care facilities | (E) | (D) | (D) | 3 | 1 | — | — | — | — | 2 | — | — | — |
| 6232 | Residential mental retardation, health facil | (C) | (D) | (D) | 7 | — | 1 | 5 | — | 1 | — | — | — | — |
| 62321 | Residential mental retardation facilities | (C) | (D) | (D) | 7 | — | 1 | 5 | — | 1 | — | — | — | — |
| 624 | Social assistance | (E) | (D) | (D) | 31 | 20 | 3 | 4 | 2 | 2 | — | — | — | — |
| 6241 | Individual & family services | 156 | 565 | 2 300 | 8 | 3 | — | 2 | 2 | 1 | — | — | — | — |
| 71 | Arts, entertainment & recreation | 113 | 220 | 933 | 14 | 7 | 4 | 1 | 2 | — | — | — | — | — |
| 72 | Accommodation & food services | 1 346 | 2 075 | 9 283 | 71 | 23 | 14 | 11 | 19 | 3 | — | 1 | — | — |
| 721 | Accommodation | 170 | 392 | 2 012 | 15 | 8 | 3 | — | 3 | 1 | — | — | — | — |
| 7211 | Traveler accommodation | 167 | 388 | 1 981 | 12 | 5 | 3 | — | 3 | 1 | — | — | — | — |
| 72111 | Hotels (exc casino hotels) & motels | 167 | 388 | 1 981 | 12 | 5 | 3 | — | 3 | 1 | — | — | — | — |
| 721110 | Hotels (exc casino hotels) & motels | 167 | 388 | 1 981 | 12 | 5 | 3 | — | 3 | 1 | — | — | — | — |
| 722 | Food services & drinking places | 1 176 | 1 683 | 7 271 | 56 | 15 | 11 | 11 | 16 | 2 | — | 1 | — | — |
| 7221 | Full-service restaurants | 614 | 685 | 3 058 | 19 | 5 | 4 | 5 | 3 | 1 | — | 1 | — | — |
| 72211 | Full-service restaurants | 614 | 685 | 3 058 | 19 | 5 | 4 | 5 | 3 | 1 | — | 1 | — | — |
| 722110 | Full-service restaurants | 614 | 685 | 3 058 | 19 | 5 | 4 | 5 | 3 | 1 | — | 1 | — | — |
| 7222 | Limited-service eating places | 396 | 765 | 3 352 | 23 | 5 | 4 | 4 | 9 | 1 | — | — | — | — |
| 72221 | Limited-service eating places | 396 | 765 | 3 352 | 23 | 5 | 4 | 4 | 9 | 1 | — | — | — | — |
| 722211 | Limited-service restaurants | 370 | 714 | 3 143 | 15 | — | 1 | 4 | 9 | 1 | — | — | — | — |
| 7224 | Drinking places (alcoholic beverages) | (C) | (D) | (D) | 13 | 5 | 3 | 2 | 3 | — | — | — | — | — |
| 72241 | Drinking places (alcoholic beverages) | (C) | (D) | (D) | 13 | 5 | 3 | 2 | 3 | — | — | — | — | — |
| 81 | Other services (except public administration) | 552 | 1 994 | 8 340 | 96 | 62 | 22 | 8 | 2 | 2 | — | — | — | — |
| 811 | Repair & maintenance | 164 | 1 160 | 4 861 | 36 | 23 | 9 | 3 | 1 | — | — | — | — | — |
| 813 | Religious, grantmaking, civic, prof & like organizations | 301 | 574 | 2 353 | 39 | 25 | 7 | 4 | 1 | 2 | — | — | — | — |
| 8134 | Civic & social organizations | 190 | 283 | 1 170 | 9 | 4 | 1 | 1 | 1 | 2 | — | — | — | — |
| 81341 | Civic & social organizations | 190 | 283 | 1 170 | 9 | 4 | 1 | 1 | 1 | 2 | — | — | — | — |
| 813410 | Civic & social organizations | 190 | 283 | 1 170 | 9 | 4 | 1 | 1 | 1 | 2 | — | — | — | — |
| 99 | Unclassified establishments | (A) | (D) | (D) | 2 | 2 | — | — | — | — | — | — | — | — |
| STEELE | | | | | | | | | | | | | | |
| | Total | 325 | 1 867 | 8 677 | 70 | 50 | 9 | 7 | 4 | — | — | — | — | — |
| 11 | Forestry, fishing, hunting, and agriculture support | (A) | (D) | (D) | 1 | 1 | — | — | — | — | — | — | — | — |
| 22 | Utilities | (A) | (D) | (D) | 1 | 1 | — | — | — | — | — | — | — | — |
| 23 | Construction | 27 | 259 | 1 427 | 6 | 5 | — | — | 1 | — | — | — | — | — |
| 31-33 | Manufacturing | 50 | 359 | 2 196 | 6 | 4 | — | — | 2 | — | — | — | — | — |
| 42 | Wholesale trade | 42 | 444 | 1 375 | 5 | 1 | 1 | 3 | — | — | — | — | — | — |
| 44-45 | Retail trade | 86 | 357 | 1 443 | 12 | 7 | 3 | 1 | 1 | — | — | — | — | — |
| 51 | Information | (A) | (D) | (D) | 1 | — | 1 | — | — | — | — | — | — | — |
| 52 | Finance & insurance | 43 | 185 | 919 | 10 | 7 | 1 | 2 | — | — | — | — | — | — |
| 53 | Real estate & rental & leasing | (A) | (D) | (D) | 2 | 2 | — | — | — | — | — | — | — | — |
| 54 | Professional, scientific & technical services | (A) | (D) | (D) | 2 | 2 | — | — | — | — | — | — | — | — |

See footnotes at end of table.

Table 6. Counties—Employees, Payroll, and Establishments by Industry: 2003—Con.

[Excludes most government employees, railroad employees, and self-employed persons. Size class 1 to 4 includes establishments with payroll, but no employees, during mid-March pay period. (D) denotes figures withheld to avoid disclosing data for individual companies; the data are included in broader industry totals. Detailed industries with 100 or more employees are shown if industry was not a (D). For explanation of terms, abbreviations, and data reliability/comparability, see introductory text]

| NAICS code | Industry | Number of employees for week including March 12 | Payroll (\$1,000) | | Total number of establishments | Number of establishments by employment-size class | | | | | | | | |
|--------------------|--|---|-------------------|----------------|--------------------------------|---|------------|-----------|-----------|-----------|------------|------------|------------|---------------|
| | | | First quarter | Annual | | 1 to 4 | 5 to 9 | 10 to 19 | 20 to 49 | 50 to 99 | 100 to 249 | 250 to 499 | 500 to 999 | 1,000 or more |
| STEELE—Con. | | | | | | | | | | | | | | |
| 55 | Management of companies & enterprises | (A) | (D) | (D) | 1 | — | — | 1 | — | — | — | — | — | — |
| 56 | Admin, support, waste mgt, remediation services | (A) | (D) | (D) | 2 | 2 | — | — | — | — | — | — | — | — |
| 71 | Arts, entertainment & recreation | (A) | (D) | (D) | 2 | 2 | — | — | — | — | — | — | — | — |
| 72 | Accommodation & food services | (A) | (D) | (D) | 7 | 6 | 1 | — | — | — | — | — | — | — |
| 81 | Other services (except public administration) | 25 | 61 | 234 | 11 | 9 | 2 | — | — | — | — | — | — | — |
| 99 | Unclassified establishments | (A) | (D) | (D) | 1 | 1 | — | — | — | — | — | — | — | — |
| STUTSMAN | | | | | | | | | | | | | | |
| | Total | 8 302 | 43 187 | 182 517 | 660 | 358 | 134 | 84 | 50 | 24 | 6 | 3 | 1 | — |
| 11 | Forestry, fishing, hunting, and agriculture support | 75 | 320 | 1 181 | 9 | 7 | 1 | — | — | 1 | — | — | — | — |
| 22 | Utilities | (B) | (D) | (D) | 3 | — | 2 | — | 1 | — | — | — | — | — |
| 23 | Construction | 260 | 944 | 6 724 | 65 | 51 | 8 | 4 | 1 | 1 | — | — | — | — |
| 238 | Specialty Trade Contractors | 200 | 666 | 3 900 | 42 | 30 | 8 | 3 | — | 1 | — | — | — | — |
| 2382 | Building Equipment Contractors | 103 | 334 | 1 395 | 15 | 11 | 3 | — | — | 1 | — | — | — | — |
| 31-33 | Manufacturing | 885 | 7 221 | 28 714 | 24 | 7 | 6 | 4 | 2 | 2 | 2 | 1 | — | — |
| 311 | Food mfg | (E) | (D) | (D) | 3 | 1 | — | — | 1 | — | 1 | — | — | — |
| 3114 | Fruit & veg preserving & specialty food mfg | (E) | (D) | (D) | 1 | — | — | — | — | — | — | 1 | — | — |
| 31141 | Frozen food mfg | (E) | (D) | (D) | 1 | — | — | — | — | — | — | 1 | — | — |
| 332 | Fabricated metal product mfg | 126 | 1 047 | 4 317 | 4 | 1 | — | 2 | — | 1 | — | — | — | — |
| 3323 | Architectural & structural metals mfg | 126 | 1 047 | 4 317 | 4 | 1 | — | 2 | — | 1 | — | — | — | — |
| 33231 | Plate work & fabricated structural prod mfg | (C) | (D) | (D) | 2 | — | — | 1 | — | 1 | — | — | — | — |
| 333 | Machinery mfg | (C) | (D) | (D) | 2 | — | — | — | 1 | — | 1 | — | — | — |
| 3331 | Ag, construction & mining machinery mfg | (C) | (D) | (D) | 2 | — | — | — | 1 | — | 1 | — | — | — |
| 33311 | Agricultural implement mfg | (C) | (D) | (D) | 2 | — | — | — | 1 | — | 1 | — | — | — |
| 339 | Miscellaneous mfg | (C) | (D) | (D) | 3 | 1 | — | 1 | — | — | — | — | — | — |
| 3399 | Other miscellaneous mfg | (C) | (D) | (D) | 2 | 1 | — | — | — | — | 1 | — | — | — |
| 33995 | Sign mfg | (C) | (D) | (D) | 2 | 1 | — | — | — | — | 1 | — | — | — |
| 42 | Wholesale trade | 351 | 2 004 | 8 863 | 33 | 10 | 12 | 6 | 5 | — | — | — | — | — |
| 423 | Merchant Wholesalers, Durable Goods | 178 | 1 010 | 4 688 | 16 | 6 | 4 | 4 | 2 | — | — | — | — | — |
| 4238 | Machinery, Equipment, and Supplies Merchant Wholesalers | 135 | 772 | 3 625 | 9 | 3 | 1 | 3 | 2 | — | — | — | — | — |
| 42382 | Farm and Garden Machinery and Equipment Merchant Wholesalers | (C) | (D) | (D) | 7 | 2 | — | 3 | 2 | — | — | — | — | — |
| 424 | Merchant Wholesalers, Nondurable Goods | 173 | 994 | 4 175 | 17 | 4 | 8 | 2 | 3 | — | — | — | — | — |
| 44-45 | Retail trade | 1 340 | 5 310 | 22 929 | 124 | 47 | 46 | 19 | 7 | 3 | 2 | — | — | — |
| 441 | Motor vehicle & parts dealers | 208 | 1 054 | 4 510 | 19 | 6 | 7 | 4 | 1 | 1 | — | — | — | — |
| 4411 | Automobile dealers | (C) | (D) | (D) | 5 | 1 | — | 2 | 1 | 1 | — | — | — | — |
| 44111 | New car dealers | 121 | 648 | 2 656 | 4 | — | — | 2 | 1 | 1 | — | — | — | — |
| 441110 | New car dealers | 121 | 648 | 2 656 | 4 | — | — | 2 | 1 | 1 | — | — | — | — |
| 445 | Food & beverage stores | 223 | 728 | 3 188 | 11 | 5 | 4 | — | — | 1 | 1 | — | — | — |
| 4451 | Grocery stores | (C) | (D) | (D) | 4 | 1 | 1 | — | — | 1 | 1 | — | — | — |
| 44511 | Grocery (except convenience) stores | (C) | (D) | (D) | 4 | 1 | 1 | — | — | 1 | 1 | — | — | — |
| 447 | Gasoline stations | 175 | 641 | 2 701 | 20 | 5 | 8 | 5 | 2 | — | — | — | — | — |
| 4471 | Gasoline stations | 175 | 641 | 2 701 | 20 | 5 | 8 | 5 | 2 | — | — | — | — | — |
| 44711 | Gasoline stations with convenience stores | 104 | 324 | 1 359 | 12 | 2 | 6 | 3 | 1 | — | — | — | — | — |
| 447110 | Gasoline stations with convenience stores | 104 | 324 | 1 359 | 12 | 2 | 6 | 3 | 1 | — | — | — | — | — |
| 452 | General merchandise stores | 281 | 936 | 3 856 | 5 | 1 | — | 1 | 1 | 1 | 1 | — | — | — |
| 4521 | Department stores | (C) | (D) | (D) | 2 | — | — | — | — | 1 | 1 | — | — | — |
| 45211 | Department stores | (C) | (D) | (D) | 2 | — | — | — | — | 1 | 1 | — | — | — |
| 48-49 | Transportation & warehousing | 433 | 3 065 | 12 816 | 41 | 23 | 7 | 4 | 5 | 2 | — | — | — | — |
| 484 | Truck transportation | 321 | 2 344 | 10 114 | 31 | 19 | 3 | 4 | 3 | 2 | — | — | — | — |
| 4841 | General freight trucking | 295 | 2 198 | 9 527 | 22 | 12 | 2 | 3 | 3 | 2 | — | — | — | — |
| 48412 | General freight trucking, long-distance | 261 | 2 021 | 8 814 | 16 | 8 | 1 | 3 | 2 | 2 | — | — | — | — |
| 484121 | General freight trucking, long-distance, TL | 248 | 1 956 | 8 532 | 11 | 4 | — | 3 | 2 | 2 | — | — | — | — |
| 51 | Information | 186 | 1 225 | 4 855 | 15 | 7 | 3 | 2 | 2 | 1 | — | — | — | — |
| 52 | Finance & insurance | 386 | 3 425 | 13 349 | 51 | 39 | 1 | 6 | 3 | 2 | — | — | — | — |
| 522 | Credit intermediation & related activities | 209 | 1 912 | 7 209 | 16 | 9 | — | 4 | 2 | 1 | — | — | — | — |
| 5221 | Depository credit intermediation | (C) | (D) | (D) | 10 | 4 | — | 3 | 2 | 1 | — | — | — | — |
| 52211 | Commercial banking | 115 | 955 | 3 920 | 7 | 3 | — | 2 | 2 | — | — | — | — | — |
| 522110 | Commercial banking | 115 | 955 | 3 920 | 7 | 3 | — | 2 | 2 | — | — | — | — | — |
| 524 | Insurance carriers & related activities | 164 | 1 287 | 5 227 | 29 | 24 | 1 | 2 | 1 | 1 | — | — | — | — |
| 5241 | Insurance carriers | (C) | (D) | (D) | 5 | 2 | — | 1 | 1 | 1 | — | — | — | — |
| 53 | Real estate & rental & leasing | 96 | 395 | 1 472 | 23 | 16 | 3 | 4 | — | — | — | — | — | — |
| 54 | Professional, scientific & technical services | 162 | 1 274 | 5 003 | 32 | 22 | 4 | 5 | 1 | — | — | — | — | — |
| 541 | Professional, scientific & technical services | 162 | 1 274 | 5 003 | 32 | 22 | 4 | 5 | 1 | — | — | — | — | — |
| 55 | Management of companies & enterprises | 9 | 34 | 118 | 3 | 2 | 1 | — | — | — | — | — | — | — |

See footnotes at end of table.

Table 6. Counties—Employees, Payroll, and Establishments by Industry: 2003—Con.

[Excludes most government employees, railroad employees, and self-employed persons. Size class 1 to 4 includes establishments with payroll, but no employees, during mid-March pay period. (D) denotes figures withheld to avoid disclosing data for individual companies; the data are included in broader industry totals. Detailed industries with 100 or more employees are shown if industry was not a (D). For explanation of terms, abbreviations, and data reliability/comparability, see introductory text]

| NAICS code | Industry | Number of employees for week including March 12 | Payroll (\$1,000) | | Total number of establishments | Number of establishments by employment-size class | | | | | | | | |
|----------------------|--|---|-------------------|--------|--------------------------------|---|--------|----------|----------|----------|------------|------------|------------|---------------|
| | | | First quarter | Annual | | 1 to 4 | 5 to 9 | 10 to 19 | 20 to 49 | 50 to 99 | 100 to 249 | 250 to 499 | 500 to 999 | 1,000 or more |
| STUTSMAN—Con. | | | | | | | | | | | | | | |
| 56 | Admin, support, waste mgt, remediation services | (C) | (D) | (D) | 20 | 15 | 3 | 1 | — | 1 | — | — | — | — |
| 561 | Administrative & support services | (C) | (D) | (D) | 19 | 14 | 3 | 1 | — | 1 | — | — | — | — |
| 61 | Educational services | (F) | (D) | (D) | 5 | 3 | — | 1 | — | — | — | — | 1 | — |
| 611 | Educational services | (F) | (D) | (D) | 5 | 3 | — | 1 | — | — | — | — | 1 | — |
| 6113 | Colleges, universities & professional schools ... | (F) | (D) | (D) | 1 | — | — | — | — | — | — | — | 1 | — |
| 61131 | Colleges, universities & professional schools . | (F) | (D) | (D) | 1 | — | — | — | — | — | — | — | 1 | — |
| 62 | Health care and social assistance | 2 024 | 12 100 | 48 882 | 62 | 26 | 9 | 12 | 4 | 7 | 2 | 2 | — | — |
| 621 | Ambulatory health care services | 306 | 2 510 | 10 469 | 32 | 17 | 5 | 7 | 1 | 2 | — | — | — | — |
| 6211 | Offices of physicians | 168 | 1 710 | 6 891 | 6 | 2 | — | 1 | 1 | 2 | — | — | — | — |
| 62111 | Offices of physicians | 168 | 1 710 | 6 891 | 6 | 2 | — | 1 | 1 | 2 | — | — | — | — |
| 621111 | Offices of physicians (exc mental health) ... | 168 | 1 710 | 6 891 | 6 | 2 | — | 1 | 1 | 2 | — | — | — | — |
| 622 | Hospitals | (F) | (D) | (D) | 2 | — | — | — | — | — | — | 2 | — | — |
| 6221 | General medical & surgical hospitals | (E) | (D) | (D) | 1 | — | — | — | — | — | — | 1 | — | — |
| 62211 | General medical & surgical hospitals | (E) | (D) | (D) | 1 | — | — | — | — | — | — | 1 | — | — |
| 6222 | Psychiatric & substance abuse hospitals | (E) | (D) | (D) | 1 | — | — | — | — | — | — | 1 | — | — |
| 62221 | Psychiatric & substance abuse hospitals | (E) | (D) | (D) | 1 | — | — | — | — | — | — | 1 | — | — |
| 623 | Nursing & residential care facilities | (E) | (D) | (D) | 6 | 1 | — | 1 | 2 | — | 2 | — | — | — |
| 6231 | Nursing care facilities | 392 | 1 764 | 7 579 | 3 | — | — | — | 1 | — | 2 | — | — | — |
| 62311 | Nursing care facilities | 392 | 1 764 | 7 579 | 3 | — | — | — | 1 | — | 2 | — | — | — |
| 623110 | Nursing care facilities | 392 | 1 764 | 7 579 | 3 | — | — | — | 1 | — | 2 | — | — | — |
| 624 | Social assistance | (E) | (D) | (D) | 22 | 8 | 4 | 4 | 1 | 5 | — | — | — | — |
| 6241 | Individual & family services | 358 | 1 027 | 4 228 | 13 | 4 | 1 | 3 | 1 | 4 | — | — | — | — |
| 62412 | Services for elderly & disabled persons | (C) | (D) | (D) | 7 | — | 1 | 3 | 1 | 2 | — | — | — | — |
| 62419 | Other individual & family services | (C) | (D) | (D) | 3 | 1 | — | — | — | 2 | — | — | — | — |
| 71 | Arts, entertainment & recreation | 109 | 185 | 940 | 10 | 7 | 2 | — | — | 1 | — | — | — | — |
| 713 | Amusement, gambling & recreation industries | (C) | (D) | (D) | 4 | 2 | 1 | — | — | 1 | — | — | — | — |
| 7139 | Other amusement & recreation industries | (C) | (D) | (D) | 4 | 2 | 1 | — | — | 1 | — | — | — | — |
| 72 | Accommodation & food services | 723 | 1 443 | 6 878 | 56 | 26 | 6 | 8 | 13 | 3 | — | — | — | — |
| 722 | Food services & drinking places | 656 | 1 265 | 5 963 | 45 | 19 | 4 | 7 | 12 | 3 | — | — | — | — |
| 7221 | Full-service restaurants | 328 | 690 | 3 449 | 19 | 8 | 2 | 3 | 4 | 2 | — | — | — | — |
| 72211 | Full-service restaurants | 328 | 690 | 3 449 | 19 | 8 | 2 | 3 | 4 | 2 | — | — | — | — |
| 722110 | Full-service restaurants | 328 | 690 | 3 449 | 19 | 8 | 2 | 3 | 4 | 2 | — | — | — | — |
| 7222 | Limited-service eating places | 270 | 469 | 1 939 | 15 | 3 | 1 | 3 | 7 | 1 | — | — | — | — |
| 72221 | Limited-service eating places | 270 | 469 | 1 939 | 15 | 3 | 1 | 3 | 7 | 1 | — | — | — | — |
| 81 | Other services (except public administration) | 537 | 1 925 | 7 347 | 81 | 47 | 20 | 8 | 6 | — | — | — | — | — |
| 811 | Repair & maintenance | 107 | 555 | 2 163 | 25 | 15 | 7 | 3 | — | — | — | — | — | — |
| 813 | Religious, grantmaking, civic, prof & like organizations | 339 | 1 109 | 4 120 | 36 | 20 | 7 | 3 | 6 | — | — | — | — | — |
| 8131 | Religious organizations | 138 | 394 | 1 470 | 21 | 14 | 3 | 3 | 1 | — | — | — | — | — |
| 81311 | Religious organizations | 138 | 394 | 1 470 | 21 | 14 | 3 | 3 | 1 | — | — | — | — | — |
| 813110 | Religious organizations | 138 | 394 | 1 470 | 21 | 14 | 3 | 3 | 1 | — | — | — | — | — |
| 8134 | Civic & social organizations | 134 | 262 | 979 | 6 | 1 | 1 | — | 4 | — | — | — | — | — |
| 81341 | Civic & social organizations | 134 | 262 | 979 | 6 | 1 | 1 | — | 4 | — | — | — | — | — |
| 813410 | Civic & social organizations | 134 | 262 | 979 | 6 | 1 | 1 | — | 4 | — | — | — | — | — |
| 99 | Unclassified establishments | — | — | 7 | 3 | 3 | — | — | — | — | — | — | — | — |
| TOWNER | | | | | | | | | | | | | | |
| | Total | 730 | 3 165 | 12 849 | 94 | 63 | 15 | 9 | 3 | 4 | — | — | — | — |
| 23 | Construction | 13 | 34 | 200 | 7 | 6 | 1 | — | — | — | — | — | — | — |
| 31-33 | Manufacturing | 181 | 738 | 3 047 | 7 | 3 | 1 | 1 | — | 2 | — | — | — | — |
| 311 | Food mfg | (C) | (D) | (D) | 2 | — | 1 | — | — | 1 | — | — | — | — |
| 42 | Wholesale trade | 57 | 349 | 1 387 | 5 | 2 | 1 | — | 2 | — | — | — | — | — |
| 44-45 | Retail trade | 81 | 202 | 843 | 15 | 8 | 5 | 2 | — | — | — | — | — | — |
| 48-49 | Transportation & warehousing | (A) | (D) | (D) | 9 | 8 | 1 | — | — | — | — | — | — | — |
| 51 | Information | (A) | (D) | (D) | 1 | — | 1 | — | — | — | — | — | — | — |
| 52 | Finance & insurance | 73 | 471 | 2 017 | 14 | 10 | 1 | 2 | 1 | — | — | — | — | — |
| 53 | Real estate & rental & leasing | 17 | 16 | 69 | 3 | 2 | — | 1 | — | — | — | — | — | — |
| 54 | Professional, scientific & technical services | 19 | 70 | 256 | 6 | 5 | 1 | — | — | — | — | — | — | — |
| 56 | Admin, support, waste mgt, remediation services | (A) | (D) | (D) | 1 | 1 | — | — | — | — | — | — | — | — |
| 62 | Health care and social assistance | (C) | (D) | (D) | 5 | 3 | — | — | — | 2 | — | — | — | — |
| 71 | Arts, entertainment & recreation | (A) | (D) | (D) | 1 | 1 | — | — | — | — | — | — | — | — |
| 72 | Accommodation & food services | 55 | 64 | 325 | 9 | 5 | 1 | 3 | — | — | — | — | — | — |
| 81 | Other services (except public administration) | 24 | 68 | 287 | 11 | 9 | 2 | — | — | — | — | — | — | — |

See footnotes at end of table.

Table 6. Counties—Employees, Payroll, and Establishments by Industry: 2003—Con.

[Excludes most government employees, railroad employees, and self-employed persons. Size class 1 to 4 includes establishments with payroll, but no employees, during mid-March pay period. (D) denotes figures withheld to avoid disclosing data for individual companies; the data are included in broader industry totals. Detailed industries with 100 or more employees are shown if industry was not a (D). For explanation of terms, abbreviations, and data reliability/comparability, see introductory text]

| NAICS code | Industry | Number of employees for week including March 12 | Payroll (\$1,000) | | Total number of establishments | Number of establishments by employment-size class | | | | | | | | |
|---------------|--|---|-------------------|---------------|--------------------------------|---|------------|-----------|-----------|----------|------------|------------|------------|---------------|
| | | | First quarter | Annual | | 1 to 4 | 5 to 9 | 10 to 19 | 20 to 49 | 50 to 99 | 100 to 249 | 250 to 499 | 500 to 999 | 1,000 or more |
| TRAILL | | | | | | | | | | | | | | |
| | Total | 2 423 | 13 755 | 54 609 | 307 | 192 | 58 | 44 | 8 | 1 | 3 | 1 | | |
| 11 | Forestry, fishing, hunting, and agriculture support | 22 | 158 | 887 | 12 | 10 | 2 | — | — | — | — | — | — | — |
| 21 | Mining | (A) | (D) | (D) | 1 | 1 | — | — | — | — | — | — | — | — |
| 22 | Utilities | (A) | (D) | (D) | 1 | — | 1 | — | — | — | — | — | — | — |
| 23 | Construction | 78 | 331 | 1 954 | 26 | 21 | 3 | 2 | — | — | — | — | — | — |
| 31-33 | Manufacturing | 361 | 3 594 | 12 986 | 11 | 7 | 1 | 2 | — | — | — | 1 | — | — |
| 311 | Food mfg | (E) | (D) | (D) | 6 | 3 | 1 | 1 | — | — | — | 1 | — | — |
| 3113 | Sugar & confectionery product mfg | (E) | (D) | (D) | 1 | — | — | — | — | — | — | 1 | — | — |
| 31131 | Sugar mfg | (E) | (D) | (D) | 1 | — | — | — | — | — | — | 1 | — | — |
| 42 | Wholesale trade | 253 | 1 637 | 6 900 | 31 | 12 | 9 | 9 | 1 | — | — | — | — | — |
| 424 | Merchant Wholesalers, Nondurable Goods | 197 | 1 247 | 5 094 | 20 | 4 | 8 | 7 | 1 | — | — | — | — | — |
| 4245 | Farm Product Raw Material Merchant Wholesalers | 114 | 850 | 3 351 | 13 | 2 | 6 | 5 | — | — | — | — | — | — |
| 42451 | Grain and Field Bean Merchant Wholesalers | 114 | 850 | 3 351 | 13 | 2 | 6 | 5 | — | — | — | — | — | — |
| 424510 | Grain and Field Bean Merchant Wholesalers | 114 | 850 | 3 351 | 13 | 2 | 6 | 5 | — | — | — | — | — | — |
| 44-45 | Retail trade | 286 | 1 237 | 5 038 | 50 | 29 | 12 | 7 | 2 | — | — | — | — | — |
| 48-49 | Transportation & warehousing | 203 | 1 469 | 5 200 | 21 | 13 | 4 | 2 | 1 | — | 1 | — | — | — |
| 484 | Truck transportation | (C) | (D) | (D) | 19 | 12 | 4 | 1 | 1 | — | 1 | — | — | — |
| 4842 | Specialized freight trucking | 161 | 1 120 | 3 623 | 10 | 5 | 3 | — | 1 | — | 1 | — | — | — |
| 48422 | Specialized freight (exc used) trucking, local | (C) | (D) | (D) | 4 | 1 | 2 | — | — | — | 1 | — | — | — |
| 51 | Information | 16 | 57 | 253 | 3 | 2 | — | 1 | — | — | — | — | — | — |
| 52 | Finance & insurance | 131 | 1 177 | 4 787 | 25 | 15 | 6 | 4 | — | — | — | — | — | — |
| 53 | Real estate & rental & leasing | 19 | 39 | 183 | 8 | 7 | 1 | — | — | — | — | — | — | — |
| 54 | Professional, scientific & technical services | 48 | 239 | 1 030 | 12 | 7 | 4 | 1 | — | — | — | — | — | — |
| 55 | Management of companies & enterprises | (A) | (D) | (D) | 1 | — | 1 | — | — | — | — | — | — | — |
| 56 | Admin, support, waste mgt, remediation services | (B) | (D) | (D) | 3 | 2 | — | 1 | — | — | — | — | — | — |
| 61 | Educational services | (A) | (D) | (D) | 2 | 1 | 1 | — | — | — | — | — | — | — |
| 62 | Health care and social assistance | 578 | 2 829 | 11 390 | 20 | 9 | 2 | 4 | 2 | 1 | 2 | — | — | — |
| 622 | Hospitals | (C) | (D) | (D) | 2 | — | — | — | 1 | — | 1 | — | — | — |
| 6221 | General medical & surgical hospitals | (C) | (D) | (D) | 2 | — | — | — | 1 | — | 1 | — | — | — |
| 62211 | General medical & surgical hospitals | (C) | (D) | (D) | 2 | — | — | — | 1 | — | 1 | — | — | — |
| 623 | Nursing & residential care facilities | (E) | (D) | (D) | 2 | — | — | — | — | 1 | 1 | — | — | — |
| 6231 | Nursing care facilities | (E) | (D) | (D) | 2 | — | — | — | — | 1 | 1 | — | — | — |
| 62311 | Nursing care facilities | (E) | (D) | (D) | 2 | — | — | — | — | 1 | 1 | — | — | — |
| 71 | Arts, entertainment & recreation | (A) | (D) | (D) | 2 | 1 | 1 | — | — | — | — | — | — | — |
| 72 | Accommodation & food services | 249 | 374 | 1 624 | 29 | 12 | 5 | 10 | 2 | — | — | — | — | — |
| 722 | Food services & drinking places | 234 | 355 | 1 523 | 25 | 9 | 5 | 9 | 2 | — | — | — | — | — |
| 81 | Other services (except public administration) | 129 | 349 | 1 358 | 48 | 42 | 5 | 1 | — | — | — | — | — | — |
| 99 | Unclassified establishments | (A) | (D) | (D) | 1 | 1 | — | — | — | — | — | — | — | — |
| WALSH | | | | | | | | | | | | | | |
| | Total | 3 831 | 18 263 | 81 595 | 435 | 265 | 100 | 40 | 16 | 8 | 5 | 1 | | |
| 11 | Forestry, fishing, hunting, and agriculture support | 17 | 88 | 553 | 6 | 5 | — | 1 | — | — | — | — | — | — |
| 22 | Utilities | (A) | (D) | (D) | 3 | 3 | — | — | — | — | — | — | — | — |
| 23 | Construction | 134 | 690 | 3 480 | 42 | 33 | 6 | 1 | 2 | — | — | — | — | — |
| 238 | Specialty Trade Contractors | 104 | 570 | 2 816 | 27 | 20 | 5 | — | 2 | — | — | — | — | — |
| 31-33 | Manufacturing | 659 | 3 153 | 15 636 | 9 | 1 | 2 | 3 | 1 | 1 | — | 1 | — | — |
| 321 | Wood product mfg | (E) | (D) | (D) | 1 | — | — | — | — | — | — | 1 | — | — |
| 3219 | Other wood product mfg | (E) | (D) | (D) | 1 | — | — | — | — | — | — | 1 | — | — |
| 32191 | Millwork | (E) | (D) | (D) | 1 | — | — | — | — | — | — | 1 | — | — |
| 42 | Wholesale trade | 351 | 2 712 | 11 375 | 37 | 14 | 14 | 6 | 1 | 2 | — | — | — | — |
| 423 | Merchant Wholesalers, Durable Goods | (C) | (D) | (D) | 6 | — | 3 | 1 | — | 2 | — | — | — | — |
| 4238 | Machinery, Equipment, and Supplies Merchant Wholesalers | (C) | (D) | (D) | 6 | — | 3 | 1 | — | 2 | — | — | — | — |
| 42382 | Farm and Garden Machinery and Equipment Merchant Wholesalers | (C) | (D) | (D) | 6 | — | 3 | 1 | — | 2 | — | — | — | — |
| 424 | Merchant Wholesalers, Nondurable Goods | 195 | 1 344 | 5 997 | 30 | 13 | 11 | 5 | 1 | — | — | — | — | — |
| 44-45 | Retail trade | 695 | 2 733 | 12 474 | 73 | 36 | 21 | 11 | 3 | 1 | 1 | — | — | — |
| 445 | Food & beverage stores | 311 | 877 | 3 642 | 9 | 5 | 1 | — | 1 | 1 | 1 | — | — | — |
| 4451 | Grocery stores | 302 | 858 | 3 553 | 5 | 2 | — | — | 1 | 1 | 1 | — | — | — |
| 44511 | Grocery (except convenience) stores | 302 | 858 | 3 553 | 5 | 2 | — | — | 1 | 1 | 1 | — | — | — |
| 445110 | Grocery (except convenience) stores | 302 | 858 | 3 553 | 5 | 2 | — | — | 1 | 1 | 1 | — | — | — |

See footnotes at end of table.

Table 6. Counties—Employees, Payroll, and Establishments by Industry: 2003—Con.

[Excludes most government employees, railroad employees, and self-employed persons. Size class 1 to 4 includes establishments with payroll, but no employees, during mid-March pay period. (D) denotes figures withheld to avoid disclosing data for individual companies; the data are included in broader industry totals. Detailed industries with 100 or more employees are shown if industry was not a (D). For explanation of terms, abbreviations, and data reliability/comparability, see introductory text]

| NAICS code | Industry | Number of employees for week including March 12 | Payroll (\$1,000) | | Total number of establishments | Number of establishments by employment-size class | | | | | | | | |
|-------------------|--|---|-------------------|----------------|--------------------------------|---|------------|------------|------------|-----------|------------|------------|------------|---------------|
| | | | First quarter | Annual | | 1 to 4 | 5 to 9 | 10 to 19 | 20 to 49 | 50 to 99 | 100 to 249 | 250 to 499 | 500 to 999 | 1,000 or more |
| WALSH—Con. | | | | | | | | | | | | | | |
| 48-49 | Transportation & warehousing | 155 | 1 044 | 4 519 | 19 | 16 | — | — | 2 | 1 | — | — | — | — |
| 484 | Truck transportation | 150 | 1 032 | 4 297 | 15 | 12 | — | — | 2 | 1 | — | — | — | — |
| 4842 | Specialized freight trucking | 111 | 742 | 3 129 | 9 | 7 | — | — | 1 | 1 | — | — | — | — |
| 48423 | Specialized freight (exc used) trucking, LDist .. | (C) | (D) | (D) | 3 | 1 | — | — | 1 | 1 | — | — | — | — |
| 51 | Information | 142 | 1 196 | 4 941 | 7 | 3 | 1 | — | 2 | 1 | — | — | — | — |
| 52 | Finance & insurance | 170 | 1 218 | 5 070 | 37 | 25 | 7 | 4 | 1 | — | — | — | — | — |
| 522 | Credit intermediation & related activities | (C) | (D) | (D) | 18 | 9 | 4 | 4 | 1 | — | — | — | — | — |
| 5221 | Depository credit intermediation | (C) | (D) | (D) | 16 | 8 | 4 | 3 | 1 | — | — | — | — | — |
| 52211 | Commercial banking | 107 | 816 | 3 213 | 15 | 7 | 4 | 3 | 1 | — | — | — | — | — |
| 522110 | Commercial banking | 107 | 816 | 3 213 | 15 | 7 | 4 | 3 | 1 | — | — | — | — | — |
| 53 | Real estate & rental & leasing | 19 | 67 | 206 | 11 | 11 | — | — | — | — | — | — | — | — |
| 54 | Professional, scientific & technical services | 97 | 454 | 1 788 | 24 | 17 | 7 | — | — | — | — | — | — | — |
| 55 | Management of companies & enterprises .. | (A) | (D) | (D) | 2 | 1 | 1 | — | — | — | — | — | — | — |
| 56 | Admin. support, waste mgt, remediation services | 195 | 391 | 1 789 | 10 | 7 | 1 | — | — | 1 | 1 | — | — | — |
| 561 | Administrative & support services | (C) | (D) | (D) | 8 | 6 | — | — | — | 1 | 1 | — | — | — |
| 5617 | Services to buildings & dwellings | (C) | (D) | (D) | 5 | 4 | — | — | — | — | 1 | — | — | — |
| 56172 | Janitorial services | (C) | (D) | (D) | 3 | 2 | — | — | — | — | 1 | — | — | — |
| 61 | Educational services | (A) | (D) | (D) | 1 | 1 | — | — | — | — | — | — | — | — |
| 62 | Health care and social assistance | 663 | 3 326 | 14 302 | 32 | 11 | 11 | 5 | 1 | 1 | 3 | — | — | — |
| 622 | Hospitals | (C) | (D) | (D) | 2 | — | — | — | — | 1 | 1 | — | — | — |
| 6221 | General medical & surgical hospitals | (C) | (D) | (D) | 2 | — | — | — | — | 1 | 1 | — | — | — |
| 62211 | General medical & surgical hospitals | (C) | (D) | (D) | 2 | — | — | — | — | 1 | 1 | — | — | — |
| 623 | Nursing & residential care facilities | 355 | 1 488 | 6 018 | 7 | 2 | 1 | 1 | 1 | — | 2 | — | — | — |
| 6231 | Nursing care facilities | (E) | (D) | (D) | 2 | — | — | — | — | — | 2 | — | — | — |
| 62311 | Nursing care facilities | (E) | (D) | (D) | 2 | — | — | — | — | — | 2 | — | — | — |
| 71 | Arts, entertainment & recreation | 41 | 83 | 426 | 12 | 8 | 3 | 1 | — | — | — | — | — | — |
| 72 | Accommodation & food services | 283 | 435 | 1 857 | 39 | 17 | 13 | 6 | 3 | — | — | — | — | — |
| 722 | Food services & drinking places | 256 | 383 | 1 645 | 36 | 16 | 12 | 5 | 3 | — | — | — | — | — |
| 7221 | Full-service restaurants | 152 | 215 | 857 | 16 | 5 | 5 | 4 | 2 | — | — | — | — | — |
| 72211 | Full-service restaurants | 152 | 215 | 857 | 16 | 5 | 5 | 4 | 2 | — | — | — | — | — |
| 722110 | Full-service restaurants | 152 | 215 | 857 | 16 | 5 | 5 | 4 | 2 | — | — | — | — | — |
| 81 | Other services (except public administration) | 195 | 591 | 2 756 | 68 | 53 | 13 | 2 | — | — | — | — | — | — |
| 99 | Unclassified establishments | — | — | 41 | 3 | 3 | — | — | — | — | — | — | — | — |
| WARD | | | | | | | | | | | | | | |
| | Total | 23 104 | 119 149 | 508 969 | 1 607 | 860 | 302 | 244 | 133 | 40 | 21 | 4 | 1 | 2 |
| 11 | Forestry, fishing, hunting, and agriculture support | (A) | (D) | (D) | 4 | 4 | — | — | — | — | — | — | — | — |
| 21 | Mining | 273 | 2 471 | 11 276 | 10 | 5 | — | 2 | 2 | — | 1 | — | — | — |
| 213 | Mining support activities | (C) | (D) | (D) | 4 | 3 | — | — | — | — | 1 | — | — | — |
| 2131 | Mining support activities | (C) | (D) | (D) | 4 | 3 | — | — | — | — | 1 | — | — | — |
| 21311 | Mining support activities | (C) | (D) | (D) | 4 | 3 | — | — | — | — | 1 | — | — | — |
| 22 | Utilities | 100 | 1 506 | 6 591 | 8 | 3 | 1 | 2 | 2 | — | — | — | — | — |
| 221 | Utilities | 100 | 1 506 | 6 591 | 8 | 3 | 1 | 2 | 2 | — | — | — | — | — |
| 23 | Construction | 974 | 5 826 | 39 470 | 175 | 107 | 29 | 31 | 8 | — | — | — | — | — |
| 236 | Construction of Buildings | 274 | 1 848 | 9 191 | 42 | 24 | 5 | 10 | 3 | — | — | — | — | — |
| 2361 | Residential Building Construction | 156 | 1 005 | 4 712 | 31 | 21 | 4 | 4 | 2 | — | — | — | — | — |
| 23611 | Residential Building Construction | 156 | 1 005 | 4 712 | 31 | 21 | 4 | 4 | 2 | — | — | — | — | — |
| 236115 | New Single-Family Housing Construction (except Operative Builders) | 126 | 900 | 4 112 | 19 | 12 | 2 | 3 | 2 | — | — | — | — | — |
| 2362 | Nonresidential Building Construction | 118 | 843 | 4 479 | 11 | 3 | 1 | 6 | 1 | — | — | — | — | — |
| 23622 | Commercial and Institutional Building Construction | 118 | 843 | 4 479 | 11 | 3 | 1 | 6 | 1 | — | — | — | — | — |
| 236220 | Commercial and Institutional Building Construction | 118 | 843 | 4 479 | 11 | 3 | 1 | 6 | 1 | — | — | — | — | — |
| 237 | Heavy and Civil Engineering Construction | 109 | 578 | 8 270 | 19 | 11 | 3 | 4 | 1 | — | — | — | — | — |
| 238 | Specialty Trade Contractors | 591 | 3 400 | 22 009 | 114 | 72 | 21 | 17 | 4 | — | — | — | — | — |
| 2381 | Foundation, Structure, and Building Exterior Contractors | 126 | 610 | 4 211 | 27 | 18 | 4 | 4 | 1 | — | — | — | — | — |
| 2382 | Building Equipment Contractors | 254 | 1 830 | 8 647 | 47 | 28 | 13 | 5 | 1 | — | — | — | — | — |
| 23822 | Plumbing, Heating, and Air-Conditioning Contractors | 157 | 1 020 | 4 534 | 28 | 15 | 9 | 4 | — | — | — | — | — | — |
| 238220 | Plumbing, Heating, and Air-Conditioning Contractors | 157 | 1 020 | 4 534 | 28 | 15 | 9 | 4 | — | — | — | — | — | — |
| 2389 | Other Specialty Trade Contractors | 114 | 599 | 7 358 | 15 | 8 | 1 | 5 | 1 | — | — | — | — | — |
| 31-33 | Manufacturing | 514 | 2 947 | 13 448 | 43 | 21 | 7 | 4 | 8 | 3 | — | — | — | — |

See footnotes at end of table.

Table 6. Counties—Employees, Payroll, and Establishments by Industry: 2003—Con.

[Excludes most government employees, railroad employees, and self-employed persons. Size class 1 to 4 includes establishments with payroll, but no employees, during mid-March pay period. (D) denotes figures withheld to avoid disclosing data for individual companies; the data are included in broader industry totals. Detailed industries with 100 or more employees are shown if industry was not a (D). For explanation of terms, abbreviations, and data reliability/comparability, see introductory text]

| NAICS code | Industry | Number of employees for week including March 12 | Payroll (\$1,000) | | Total number of establishments | Number of establishments by employment-size class | | | | | | | | |
|------------------|--|---|-------------------|---------------|--------------------------------|---|-----------|-----------|-----------|-----------|------------|------------|------------|---------------|
| | | | First quarter | Annual | | 1 to 4 | 5 to 9 | 10 to 19 | 20 to 49 | 50 to 99 | 100 to 249 | 250 to 499 | 500 to 999 | 1,000 or more |
| WARD—Con. | | | | | | | | | | | | | | |
| 42 | Wholesale trade | 1 292 | 11 240 | 43 414 | 92 | 39 | 18 | 17 | 12 | 5 | 1 | — | — | — |
| 423 | Merchant Wholesalers, Durable Goods | (F) | (D) | (D) | 64 | 27 | 15 | 12 | 9 | 1 | — | — | — | — |
| 4238 | Machinery, Equipment, and Supplies Merchant Wholesalers | 288 | 2 204 | 10 163 | 27 | 10 | 5 | 8 | 3 | 1 | — | — | — | — |
| 42382 | Farm and Garden Machinery and Equipment Merchant Wholesalers | 163 | 1 083 | 5 300 | 15 | 7 | 2 | 4 | 1 | 1 | — | — | — | — |
| 423820 | Farm and Garden Machinery and Equipment Merchant Wholesalers | 163 | 1 083 | 5 300 | 15 | 7 | 2 | 4 | 1 | 1 | — | — | — | — |
| 4239 | Miscellaneous Durable Goods Merchant Wholesalers | 101 | 584 | 2 297 | 9 | 6 | — | 1 | 2 | — | — | — | — | — |
| 424 | Merchant Wholesalers, Nondurable Goods | 649 | 6 470 | 22 740 | 26 | 10 | 3 | 5 | 3 | 4 | 1 | — | — | — |
| 4244 | Grocery and Related Product Wholesalers | 292 | 3 090 | 10 458 | 6 | 3 | — | — | 1 | 1 | 1 | — | — | — |
| 42441 | General Line Grocery Merchant Wholesalers | (E) | (D) | (D) | 3 | 1 | — | — | — | 1 | 1 | — | — | — |
| 44-45 | Retail trade | 4 342 | 19 788 | 84 018 | 297 | 117 | 90 | 51 | 19 | 10 | 9 | 1 | — | — |
| 441 | Motor vehicle & parts dealers | 690 | 4 742 | 22 170 | 48 | 22 | 7 | 12 | 3 | 4 | — | — | — | — |
| 4411 | Automobile dealers | 406 | 3 273 | 15 585 | 16 | 9 | — | 2 | 1 | 4 | — | — | — | — |
| 44111 | New car dealers | 392 | 3 237 | 15 442 | 8 | 1 | — | 2 | 1 | 4 | — | — | — | — |
| 441110 | New car dealers | 392 | 3 237 | 15 442 | 8 | 1 | — | 2 | 1 | 4 | — | — | — | — |
| 4413 | Automotive parts, accessories & tire stores | 193 | 975 | 4 184 | 20 | 9 | 2 | 8 | 1 | — | — | — | — | — |
| 44131 | Automotive parts, accessories & tire stores | 117 | 535 | 2 351 | 15 | 8 | 2 | 5 | — | — | — | — | — | — |
| 441310 | Automotive parts, accessories & tire stores | 117 | 535 | 2 351 | 15 | 8 | 2 | 5 | — | — | — | — | — | — |
| 442 | Furniture & home furnishing stores | 177 | 835 | 4 341 | 13 | 4 | 3 | 5 | — | 1 | — | — | — | — |
| 4421 | Furniture stores | 114 | 511 | 3 000 | 4 | — | 2 | 1 | — | 1 | — | — | — | — |
| 44211 | Furniture stores | 114 | 511 | 3 000 | 4 | — | 2 | 1 | — | 1 | — | — | — | — |
| 442110 | Furniture stores | 114 | 511 | 3 000 | 4 | — | 2 | 1 | — | 1 | — | — | — | — |
| 444 | Bldg material & garden equip & supp dealers | 385 | 2 476 | 9 718 | 25 | 8 | 8 | 3 | 4 | 1 | 1 | — | — | — |
| 4441 | Building material & supplies dealers | 225 | 1 458 | 5 589 | 14 | 5 | 4 | 2 | 2 | — | 1 | — | — | — |
| 44411 | Home centers | (C) | (D) | (D) | 1 | — | — | — | — | — | 1 | — | — | — |
| 4442 | Lawn & garden equip & supplies stores | 160 | 1 018 | 4 129 | 11 | 3 | 4 | 1 | 2 | 1 | — | — | — | — |
| 44422 | Nursery & garden centers | 160 | 1 018 | 4 129 | 11 | 3 | 4 | 1 | 2 | 1 | — | — | — | — |
| 444220 | Nursery & garden centers | 160 | 1 018 | 4 129 | 11 | 3 | 4 | 1 | 2 | 1 | — | — | — | — |
| 445 | Food & beverage stores | 614 | 1 920 | 8 166 | 24 | 12 | 2 | 6 | — | 1 | 3 | — | — | — |
| 4451 | Grocery stores | 553 | 1 762 | 7 447 | 10 | 2 | — | 4 | — | 1 | 3 | — | — | — |
| 44511 | Grocery (except convenience) stores | 553 | 1 762 | 7 447 | 10 | 2 | — | 4 | — | 1 | 3 | — | — | — |
| 445110 | Grocery (except convenience) stores | 553 | 1 762 | 7 447 | 10 | 2 | — | 4 | — | 1 | 3 | — | — | — |
| 446 | Health & personal care stores | 226 | 1 213 | 5 000 | 24 | 7 | 10 | 3 | 4 | — | — | — | — | — |
| 4461 | Health & personal care stores | 226 | 1 213 | 5 000 | 24 | 7 | 10 | 3 | 4 | — | — | — | — | — |
| 44611 | Pharmacies & drug stores | 145 | 911 | 3 782 | 12 | 2 | 5 | 2 | 3 | — | — | — | — | — |
| 446110 | Pharmacies & drug stores | 145 | 911 | 3 782 | 12 | 2 | 5 | 2 | 3 | — | — | — | — | — |
| 447 | Gasoline stations | 562 | 1 992 | 7 890 | 26 | 4 | 12 | 6 | 1 | 1 | 2 | — | — | — |
| 4471 | Gasoline stations | 562 | 1 992 | 7 890 | 26 | 4 | 12 | 6 | 1 | 1 | 2 | — | — | — |
| 44711 | Gasoline stations with convenience stores | 218 | 656 | 2 797 | 21 | 3 | 11 | 6 | — | 1 | — | — | — | — |
| 447110 | Gasoline stations with convenience stores | 218 | 656 | 2 797 | 21 | 3 | 11 | 6 | — | 1 | — | — | — | — |
| 44719 | Other gasoline stations | 344 | 1 336 | 5 093 | 5 | 1 | 1 | — | 1 | — | 2 | — | — | — |
| 447190 | Other gasoline stations | 344 | 1 336 | 5 093 | 5 | 1 | 1 | — | 1 | — | 2 | — | — | — |
| 448 | Clothing & clothing accessories stores | 266 | 794 | 3 094 | 41 | 17 | 14 | 10 | — | — | — | — | — | — |
| 4481 | Clothing stores | 199 | 508 | 1 915 | 26 | 8 | 9 | 9 | — | — | — | — | — | — |
| 451 | Sporting goods, hobby, book & music stores | 209 | 698 | 2 791 | 18 | 4 | 10 | 3 | — | 1 | — | — | — | — |
| 4511 | Sporting goods, hobby, musical instrument stores | 159 | 576 | 2 282 | 11 | 3 | 5 | 2 | — | 1 | — | — | — | — |
| 45111 | Sporting goods stores | 113 | 422 | 1 644 | 5 | 1 | 3 | — | — | 1 | — | — | — | — |
| 451110 | Sporting goods stores | 113 | 422 | 1 644 | 5 | 1 | 3 | — | — | 1 | — | — | — | — |
| 452 | General merchandise stores | 796 | 3 258 | 13 087 | 9 | 2 | — | — | 2 | 1 | 3 | 1 | — | — |
| 4521 | Department stores | (F) | (D) | (D) | 6 | — | — | — | 1 | 1 | 3 | 1 | — | — |
| 45211 | Department stores | (F) | (D) | (D) | 6 | — | — | — | 1 | 1 | 3 | 1 | — | — |
| 453 | Miscellaneous store retailers | 264 | 953 | 4 042 | 37 | 16 | 15 | 2 | 4 | — | — | — | — | — |
| 4532 | Office supplies, stationery & gift stores | 124 | 474 | 1 971 | 13 | 4 | 5 | 1 | 3 | — | — | — | — | — |
| 48-49 | Transportation & warehousing | 353 | 2 272 | 9 419 | 56 | 38 | 6 | 8 | 4 | — | — | — | — | — |
| 484 | Truck transportation | 157 | 997 | 4 338 | 40 | 31 | 5 | 3 | 1 | — | — | — | — | — |
| 51 | Information | 586 | 4 694 | 18 076 | 31 | 15 | 4 | 6 | 4 | — | 2 | — | — | — |
| 511 | Publishing industries | 128 | 628 | 2 684 | 4 | 2 | — | 1 | — | — | 1 | — | — | — |
| 5111 | Newspaper, periodical, book, database publishers | 128 | 628 | 2 684 | 4 | 2 | — | 1 | — | — | 1 | — | — | — |
| 51111 | Newspaper publishers | (C) | (D) | (D) | 3 | 1 | — | 1 | — | — | 1 | — | — | — |
| 515 | Broadcasting (except Internet) | 120 | 862 | 3 124 | 14 | 8 | 2 | 2 | 2 | — | — | — | — | — |
| 5151 | Radio and Television Broadcasting | 120 | 862 | 3 124 | 14 | 8 | 2 | 2 | 2 | — | — | — | — | — |
| 517 | Telecommunications | 280 | 3 032 | 11 329 | 6 | 3 | — | 1 | 1 | — | 1 | — | — | — |
| 5171 | Wired Telecommunications Carriers | (C) | (D) | (D) | 2 | 1 | — | — | — | — | 1 | — | — | — |
| 51711 | Wired Telecommunications Carriers | (C) | (D) | (D) | 2 | 1 | — | — | — | — | 1 | — | — | — |
| 52 | Finance & insurance | 697 | 6 047 | 23 950 | 115 | 87 | 7 | 13 | 6 | 2 | — | — | — | — |
| 522 | Credit intermediation & related activities | 526 | 4 436 | 16 537 | 40 | 17 | 6 | 9 | 6 | 2 | — | — | — | — |
| 5221 | Depository credit intermediation | 459 | 3 400 | 13 536 | 32 | 11 | 6 | 8 | 5 | 2 | — | — | — | — |
| 52211 | Commercial banking | 327 | 2 634 | 10 285 | 18 | 5 | 2 | 5 | 4 | 2 | — | — | — | — |
| 522110 | Commercial banking | 327 | 2 634 | 10 285 | 18 | 5 | 2 | 5 | 4 | 2 | — | — | — | — |
| 52213 | Credit unions | (C) | (D) | (D) | 12 | 5 | 4 | 2 | 1 | — | — | — | — | — |
| 524 | Insurance carriers & related activities | (C) | (D) | (D) | 49 | 45 | 1 | 3 | — | — | — | — | — | — |

See footnotes at end of table.

Table 6. Counties—Employees, Payroll, and Establishments by Industry: 2003—Con.

[Excludes most government employees, railroad employees, and self-employed persons. Size class 1 to 4 includes establishments with payroll, but no employees, during mid-March pay period. (D) denotes figures withheld to avoid disclosing data for individual companies; the data are included in broader industry totals. Detailed industries with 100 or more employees are shown if industry was not a (D). For explanation of terms, abbreviations, and data reliability/comparability, see introductory text]

| NAICS code | Industry | Number of employees for week including March 12 | Payroll (\$1,000) | | Total number of establishments | Number of establishments by employment-size class | | | | | | | | | |
|------------------|--|---|-------------------|----------------|--------------------------------|---|-----------|-----------|-----------|----------|------------|------------|------------|---------------|--|
| | | | First quarter | Annual | | 1 to 4 | 5 to 9 | 10 to 19 | 20 to 49 | 50 to 99 | 100 to 249 | 250 to 499 | 500 to 999 | 1,000 or more | |
| WARD—Con. | | | | | | | | | | | | | | | |
| 53 | Real estate & rental & leasing | 315 | 1 975 | 7 228 | 57 | 43 | 6 | 6 | 1 | — | 1 | — | — | — | |
| 531 | Real estate | 250 | 1 790 | 6 428 | 48 | 39 | 4 | 3 | 1 | — | 1 | — | — | — | |
| 5313 | Activities related to real estate | 153 | 724 | 3 100 | 15 | 11 | — | 3 | — | — | 1 | — | — | — | |
| 53131 | Real estate property managers | 149 | 705 | 3 025 | 12 | 8 | — | 3 | — | — | 1 | — | — | — | |
| 54 | Professional, scientific & technical services | 973 | 5 944 | 25 763 | 100 | 61 | 23 | 10 | 5 | — | — | 1 | — | — | |
| 541 | Professional, scientific & technical services | 973 | 5 944 | 25 763 | 100 | 61 | 23 | 10 | 5 | — | — | 1 | — | — | |
| 5411 | Legal services | 140 | 1 025 | 5 269 | 27 | 17 | 6 | 3 | 1 | — | — | — | — | — | |
| 54111 | Offices of lawyers | (C) | (D) | (D) | 26 | 17 | 6 | 2 | 1 | — | — | — | — | — | |
| 5412 | Accounting, tax prep, bookkeep, payroll services | 123 | 838 | 4 242 | 17 | 8 | 6 | 1 | 2 | — | — | — | — | — | |
| 54121 | Accounting, tax prep, bookkeep, payroll services | 123 | 838 | 4 242 | 17 | 8 | 6 | 1 | 2 | — | — | — | — | — | |
| 5415 | Computer systems design & related services ... | (E) | (D) | (D) | 6 | 4 | 1 | — | — | — | — | 1 | — | — | |
| 54151 | Computer systems design & related services . | (E) | (D) | (D) | 6 | 4 | 1 | — | — | — | — | 1 | — | — | |
| 55 | Management of companies & enterprises . | (A) | (D) | (D) | 2 | 1 | — | 1 | — | — | — | — | — | — | |
| 56 | Admin, support, waste mgt, remediation services | 1 452 | 4 882 | 16 973 | 83 | 53 | 10 | 8 | 6 | 3 | 2 | 1 | — | — | |
| 561 | Administrative & support services | 1 393 | 4 369 | 15 134 | 72 | 46 | 8 | 7 | 5 | 3 | 2 | 1 | — | — | |
| 5614 | Business support services | 484 | 1 705 | 2 984 | 11 | 4 | 2 | 2 | — | 1 | 2 | — | — | — | |
| 56142 | Telephone call centers | 440 | 1 563 | 2 409 | 3 | — | — | — | — | 1 | 2 | — | — | — | |
| 561422 | Telemarketing bureaus | 440 | 1 563 | 2 409 | 3 | — | — | — | — | 1 | 2 | — | — | — | |
| 5615 | Travel arrangement & reservation services | (E) | (D) | (D) | 7 | 5 | 1 | — | — | — | — | 1 | — | — | |
| 56159 | Oth travel arrangement & reservation services | (E) | (D) | (D) | 2 | 1 | — | — | — | — | — | 1 | — | — | |
| 5617 | Services to buildings & dwellings | 336 | 632 | 3 128 | 35 | 25 | 1 | 4 | 3 | 2 | — | — | — | — | |
| 56172 | Janitorial services | 306 | 554 | 2 510 | 16 | 7 | 1 | 3 | 3 | 2 | — | — | — | — | |
| 561720 | Janitorial services | 306 | 554 | 2 510 | 16 | 7 | 1 | 3 | 3 | 2 | — | — | — | — | |
| 61 | Educational services | 219 | 902 | 3 613 | 12 | 4 | 2 | 3 | 2 | 1 | — | — | — | — | |
| 611 | Educational services | 219 | 902 | 3 613 | 12 | 4 | 2 | 3 | 2 | 1 | — | — | — | — | |
| 6111 | Elementary & secondary schools | 154 | 785 | 3 137 | 5 | 1 | — | 2 | 1 | 1 | — | — | — | — | |
| 61111 | Elementary & secondary schools | 154 | 785 | 3 137 | 5 | 1 | — | 2 | 1 | 1 | — | — | — | — | |
| 611110 | Elementary & secondary schools | 154 | 785 | 3 137 | 5 | 1 | — | 2 | 1 | 1 | — | — | — | — | |
| 62 | Health care and social assistance | 7 150 | 37 568 | 159 038 | 149 | 79 | 25 | 19 | 14 | 4 | 4 | 1 | 1 | 2 | |
| 621 | Ambulatory health care services | 2 320 | 10 887 | 48 824 | 84 | 55 | 21 | 5 | 2 | — | — | — | — | 1 | |
| 6212 | Offices of dentists | 152 | 1 210 | 5 176 | 27 | 12 | 12 | 3 | — | — | — | — | — | — | |
| 62121 | Offices of dentists | 152 | 1 210 | 5 176 | 27 | 12 | 12 | 3 | — | — | — | — | — | — | |
| 621210 | Offices of dentists | 152 | 1 210 | 5 176 | 27 | 12 | 12 | 3 | — | — | — | — | — | — | |
| 6213 | Offices of other health practitioners | 109 | 586 | 2 799 | 36 | 27 | 8 | 1 | — | — | — | — | — | — | |
| 6214 | Outpatient care centers | (G) | (D) | (D) | 2 | — | — | — | 1 | — | — | — | — | 1 | |
| 62149 | Other outpatient care centers | (G) | (D) | (D) | 1 | — | — | — | — | — | — | — | — | 1 | |
| 622 | Hospitals | (H) | (D) | (D) | 4 | — | — | — | — | 2 | — | — | 1 | 1 | |
| 6221 | General medical & surgical hospitals | (H) | (D) | (D) | 4 | — | — | — | — | 2 | — | — | 1 | 1 | |
| 62211 | General medical & surgical hospitals | (H) | (D) | (D) | 4 | — | — | — | — | 2 | — | — | 1 | 1 | |
| 623 | Nursing & residential care facilities | 1 011 | 5 317 | 21 351 | 17 | 2 | 1 | 5 | 6 | — | 2 | 1 | — | — | |
| 6231 | Nursing care facilities | 616 | 3 402 | 13 331 | 6 | 2 | 1 | — | 1 | — | 1 | 1 | — | — | |
| 62311 | Nursing care facilities | 616 | 3 402 | 13 331 | 6 | 2 | 1 | — | 1 | — | 1 | 1 | — | — | |
| 623110 | Nursing care facilities | 616 | 3 402 | 13 331 | 6 | 2 | 1 | — | 1 | — | 1 | 1 | — | — | |
| 6232 | Residential mental retardation, health facil | (E) | (D) | (D) | 7 | — | — | 3 | 3 | — | 1 | — | — | — | |
| 62321 | Residential mental retardation facilities | (C) | (D) | (D) | 5 | — | — | 2 | 3 | — | — | — | — | — | |
| 62322 | Residential mental health, subst abuse facil .. | (C) | (D) | (D) | 2 | — | — | 1 | — | — | 1 | — | — | — | |
| 624 | Social assistance | (F) | (D) | (D) | 44 | 22 | 3 | 9 | 6 | 2 | 2 | — | — | — | |
| 6241 | Individual & family services | (C) | (D) | (D) | 16 | 9 | — | 3 | 2 | 2 | — | — | — | — | |
| 62412 | Services for elderly & disabled persons | (C) | (D) | (D) | 8 | 6 | — | — | — | 2 | — | — | — | — | |
| 6243 | Vocational rehabilitation services | 431 | 2 070 | 8 948 | 4 | — | — | 1 | 1 | — | 2 | — | — | — | |
| 62431 | Vocational rehabilitation services | 431 | 2 070 | 8 948 | 4 | — | — | 1 | 1 | — | 2 | — | — | — | |
| 624310 | Vocational rehabilitation services | 431 | 2 070 | 8 948 | 4 | — | — | 1 | 1 | — | 2 | — | — | — | |
| 6244 | Child day care services | (C) | (D) | (D) | 17 | 10 | 1 | 3 | 3 | — | — | — | — | — | |
| 62441 | Child day care services | (C) | (D) | (D) | 17 | 10 | 1 | 3 | 3 | — | — | — | — | — | |
| 71 | Arts, entertainment & recreation | 378 | 935 | 4 346 | 41 | 23 | 9 | 5 | 2 | 2 | — | — | — | — | |
| 713 | Amusement, gambling & recreation industries | 359 | 890 | 4 063 | 32 | 15 | 8 | 5 | 2 | 2 | — | — | — | — | |
| 7139 | Other amusement & recreation industries | 295 | 654 | 3 116 | 24 | 13 | 3 | 5 | 1 | 2 | — | — | — | — | |
| 71394 | Fitness & recreational sports centers | 142 | 211 | 1 000 | 10 | 5 | 2 | 2 | — | 1 | — | — | — | — | |
| 713940 | Fitness & recreational sports centers | 142 | 211 | 1 000 | 10 | 5 | 2 | 2 | — | 1 | — | — | — | — | |
| 71399 | All other amusement & recreation industries .. | 101 | 265 | 1 054 | 8 | 4 | 1 | 2 | — | 1 | — | — | — | — | |
| 713990 | All other amusement & recreation industries | 101 | 265 | 1 054 | 8 | 4 | 1 | 2 | — | 1 | — | — | — | — | |

See footnotes at end of table.

Table 6. Counties—Employees, Payroll, and Establishments by Industry: 2003—Con.

[Excludes most government employees, railroad employees, and self-employed persons. Size class 1 to 4 includes establishments with payroll, but no employees, during mid-March pay period. (D) denotes figures withheld to avoid disclosing data for individual companies; the data are included in broader industry totals. Detailed industries with 100 or more employees are shown if industry was not a (D). For explanation of terms, abbreviations, and data reliability/comparability, see introductory text]

| NAICS code | Industry | Number of employees for week including March 12 | Payroll (\$1,000) | | Total number of establishments | Number of establishments by employment-size class | | | | | | | | |
|--------------|--|---|-------------------|---------------|--------------------------------|---|-----------|-----------|-----------|-----------|------------|------------|------------|---------------|
| | | | First quarter | Annual | | 1 to 4 | 5 to 9 | 10 to 19 | 20 to 49 | 50 to 99 | 100 to 249 | 250 to 499 | 500 to 999 | 1,000 or more |
| | WARD—Con. | | | | | | | | | | | | | |
| 72 | Accommodation & food services | 2 398 | 5 426 | 22 991 | 140 | 37 | 30 | 33 | 29 | 10 | 1 | — | — | — |
| 721 | Accommodation | 381 | 914 | 4 210 | 18 | 9 | 1 | 3 | 3 | 1 | 1 | — | — | — |
| 7211 | Traveler accommodation | (E) | (D) | (D) | 17 | 8 | 1 | 3 | 3 | 1 | 1 | — | — | — |
| 72111 | Hotels (exc casino hotels) & motels | (E) | (D) | (D) | 17 | 8 | 1 | 3 | 3 | 1 | 1 | — | — | — |
| 722 | Food services & drinking places | 2 017 | 4 512 | 18 781 | 122 | 28 | 29 | 30 | 26 | 9 | — | — | — | — |
| 7221 | Full-service restaurants | 900 | 2 112 | 8 832 | 44 | 9 | 9 | 12 | 8 | 6 | — | — | — | — |
| 72211 | Full-service restaurants | 900 | 2 112 | 8 832 | 44 | 9 | 9 | 12 | 8 | 6 | — | — | — | — |
| 722110 | Full-service restaurants | 900 | 2 112 | 8 832 | 44 | 9 | 9 | 12 | 8 | 6 | — | — | — | — |
| 7222 | Limited-service eating places | 903 | 1 966 | 8 181 | 48 | 7 | 9 | 13 | 16 | 3 | — | — | — | — |
| 72221 | Limited-service eating places | 903 | 1 966 | 8 181 | 48 | 7 | 9 | 13 | 16 | 3 | — | — | — | — |
| 722211 | Limited-service restaurants | 786 | 1 754 | 7 207 | 37 | 3 | 6 | 11 | 14 | 3 | — | — | — | — |
| 7224 | Drinking places (alcoholic beverages) | (C) | (D) | (D) | 29 | 12 | 11 | 5 | 1 | — | — | — | — | — |
| 72241 | Drinking places (alcoholic beverages) | (C) | (D) | (D) | 29 | 12 | 11 | 5 | 1 | — | — | — | — | — |
| 81 | Other services (except public administration) | 1 063 | 4 594 | 18 834 | 187 | 118 | 35 | 25 | 9 | — | — | — | — | — |
| 811 | Repair & maintenance | 242 | 1 712 | 7 202 | 60 | 45 | 8 | 6 | 1 | — | — | — | — | — |
| 8111 | Automotive repair & maintenance | 186 | 1 224 | 5 199 | 42 | 30 | 6 | 5 | 1 | — | — | — | — | — |
| 812 | Personal & laundry services | 334 | 1 102 | 4 600 | 51 | 30 | 9 | 8 | 4 | — | — | — | — | — |
| 8121 | Personal care services | 202 | 590 | 2 375 | 29 | 14 | 8 | 4 | 3 | — | — | — | — | — |
| 81211 | Hair, nail & skin care services | 164 | 523 | 2 107 | 26 | 13 | 8 | 3 | 2 | — | — | — | — | — |
| 812112 | Beauty salons | 152 | 472 | 1 895 | 22 | 10 | 7 | 3 | 2 | — | — | — | — | — |
| 813 | Religious, grantmaking, civic, prof & like organizations | 487 | 1 780 | 7 032 | 76 | 43 | 18 | 11 | 4 | — | — | — | — | — |
| 8131 | Religious organizations | 285 | 832 | 3 269 | 42 | 23 | 9 | 8 | 2 | — | — | — | — | — |
| 81311 | Religious organizations | 285 | 832 | 3 269 | 42 | 23 | 9 | 8 | 2 | — | — | — | — | — |
| 813110 | Religious organizations | 285 | 832 | 3 269 | 42 | 23 | 9 | 8 | 2 | — | — | — | — | — |
| 99 | Unclassified establishments | (A) | (D) | (D) | 5 | 5 | — | — | — | — | — | — | — | — |
| | WELLS | | | | | | | | | | | | | |
| | Total | 1 330 | 5 281 | 25 001 | 192 | 121 | 38 | 23 | 8 | 1 | — | 1 | — | — |
| 11 | Forestry, fishing, hunting, and agriculture support | (A) | (D) | (D) | 2 | 2 | — | — | — | — | — | — | — | — |
| 21 | Mining | (A) | (D) | (D) | 2 | 2 | — | — | — | — | — | — | — | — |
| 22 | Utilities | (A) | (D) | (D) | 2 | 2 | — | — | — | — | — | — | — | — |
| 23 | Construction | 51 | 164 | 1 746 | 13 | 11 | 1 | — | 1 | — | — | — | — | — |
| 31-33 | Manufacturing | 18 | 45 | 308 | 5 | 3 | 2 | — | — | — | — | — | — | — |
| 42 | Wholesale trade | 176 | 1 084 | 5 477 | 20 | 10 | 5 | 2 | 3 | — | — | — | — | — |
| 424 | Merchant Wholesalers, Nondurable Goods | 124 | 821 | 4 077 | 14 | 7 | 4 | 1 | 2 | — | — | — | — | — |
| 4245 | Farm Product Raw Material Merchant Wholesalers | 107 | 713 | 3 429 | 10 | 4 | 3 | 1 | 2 | — | — | — | — | — |
| 42451 | Grain and Field Bean Merchant Wholesalers | 107 | 713 | 3 429 | 10 | 4 | 3 | 1 | 2 | — | — | — | — | — |
| 424510 | Grain and Field Bean Merchant Wholesalers | 107 | 713 | 3 429 | 10 | 4 | 3 | 1 | 2 | — | — | — | — | — |
| 44-45 | Retail trade | 234 | 914 | 3 731 | 33 | 12 | 11 | 9 | 1 | — | — | — | — | — |
| 48-49 | Transportation & warehousing | 4 | 12 | 59 | 6 | 6 | — | — | — | — | — | — | — | — |
| 51 | Information | (B) | (D) | (D) | 4 | 2 | 1 | 1 | — | — | — | — | — | — |
| 52 | Finance & insurance | 88 | 691 | 2 388 | 17 | 12 | 1 | 4 | — | — | — | — | — | — |
| 53 | Real estate & rental & leasing | 6 | 10 | 47 | 5 | 5 | — | — | — | — | — | — | — | — |
| 54 | Professional, scientific & technical services | 22 | 80 | 320 | 10 | 10 | — | — | — | — | — | — | — | — |
| 56 | Admin, support, waste mgt, remediation services | (A) | (D) | (D) | 1 | 1 | — | — | — | — | — | — | — | — |
| 61 | Educational services | (A) | (D) | (D) | 2 | 2 | — | — | — | — | — | — | — | — |
| 62 | Health care and social assistance | 432 | 1 724 | 7 869 | 19 | 9 | 4 | 4 | — | 1 | — | 1 | — | — |
| 622 | Hospitals | (E) | (D) | (D) | 1 | — | — | — | — | — | — | 1 | — | — |
| 6221 | General medical & surgical hospitals | (E) | (D) | (D) | 1 | — | — | — | — | — | — | 1 | — | — |
| 62211 | General medical & surgical hospitals | (E) | (D) | (D) | 1 | — | — | — | — | — | — | 1 | — | — |
| 71 | Arts, entertainment & recreation | (A) | (D) | (D) | 3 | 2 | 1 | — | — | — | — | — | — | — |
| 72 | Accommodation & food services | 154 | 171 | 751 | 21 | 13 | 4 | 1 | 3 | — | — | — | — | — |
| 722 | Food services & drinking places | 151 | 164 | 713 | 18 | 10 | 4 | 1 | 3 | — | — | — | — | — |
| 7221 | Full-service restaurants | 115 | 122 | 505 | 9 | 4 | 2 | — | 3 | — | — | — | — | — |
| 72211 | Full-service restaurants | 115 | 122 | 505 | 9 | 4 | 2 | — | 3 | — | — | — | — | — |
| 722110 | Full-service restaurants | 115 | 122 | 505 | 9 | 4 | 2 | — | 3 | — | — | — | — | — |
| 81 | Other services (except public administration) | 99 | 215 | 976 | 24 | 14 | 8 | 2 | — | — | — | — | — | — |
| 99 | Unclassified establishments | (A) | (D) | (D) | 3 | 3 | — | — | — | — | — | — | — | — |

See footnotes at end of table.

Table 6. Counties—Employees, Payroll, and Establishments by Industry: 2003—Con.

[Excludes most government employees, railroad employees, and self-employed persons. Size class 1 to 4 includes establishments with payroll, but no employees, during mid-March pay period. (D) denotes figures withheld to avoid disclosing data for individual companies; the data are included in broader industry totals. Detailed industries with 100 or more employees are shown if industry was not a (D). For explanation of terms, abbreviations, and data reliability/comparability, see introductory text]

| NAICS code | Industry | Number of employees for week including March 12 | Payroll (\$1,000) | | Total number of establishments | Number of establishments by employment-size class | | | | | | | | |
|-----------------|--|---|-------------------|----------------|--------------------------------|---|------------|-----------|-----------|-----------|------------|------------|------------|---------------|
| | | | First quarter | Annual | | 1 to 4 | 5 to 9 | 10 to 19 | 20 to 49 | 50 to 99 | 100 to 249 | 250 to 499 | 500 to 999 | 1,000 or more |
| WILLIAMS | | | | | | | | | | | | | | |
| | Total | 6 740 | 36 363 | 158 843 | 802 | 479 | 182 | 75 | 47 | 12 | 5 | 1 | 1 | - |
| 11 | Forestry, fishing, hunting, and agriculture support | (B) | (D) | (D) | 5 | 4 | - | - | 1 | - | - | - | - | - |
| 21 | Mining | 329 | 2 977 | 14 027 | 40 | 24 | 9 | 4 | 1 | 2 | - | - | - | - |
| 213 | Mining support activities | (C) | (D) | (D) | 34 | 20 | 9 | 3 | 1 | 1 | - | - | - | - |
| 2131 | Mining support activities | (C) | (D) | (D) | 34 | 20 | 9 | 3 | 1 | 1 | - | - | - | - |
| 21311 | Mining support activities | (C) | (D) | (D) | 34 | 20 | 9 | 3 | 1 | 1 | - | - | - | - |
| 213112 | Oil & gas operations support activities | 220 | 1 747 | 8 765 | 30 | 16 | 9 | 3 | 1 | 1 | - | - | - | - |
| 22 | Utilities | (B) | (D) | (D) | 6 | 3 | - | 1 | 1 | 1 | - | - | - | - |
| 23 | Construction | 232 | 1 310 | 6 387 | 90 | 72 | 14 | 4 | - | - | - | - | - | - |
| 238 | Specialty Trade Contractors | 177 | 1 070 | 4 994 | 64 | 50 | 11 | 3 | - | - | - | - | - | - |
| 2382 | Building Equipment Contractors | 107 | 734 | 2 978 | 26 | 17 | 6 | 3 | - | - | - | - | - | - |
| 31-33 | Manufacturing | 186 | 1 165 | 5 720 | 28 | 13 | 10 | 4 | 1 | - | - | - | - | - |
| 42 | Wholesale trade | 576 | 3 858 | 18 605 | 68 | 29 | 20 | 12 | 7 | - | - | - | - | - |
| 423 | Merchant Wholesalers, Durable Goods | 389 | 2 757 | 13 252 | 47 | 20 | 13 | 10 | 4 | - | - | - | - | - |
| 4238 | Machinery, Equipment, and Supplies Merchant Wholesalers | 272 | 2 031 | 10 216 | 32 | 13 | 10 | 6 | 3 | - | - | - | - | - |
| 42383 | Industrial Machinery and Equipment Merchant Wholesalers | 180 | 1 360 | 6 410 | 24 | 11 | 8 | 3 | 2 | - | - | - | - | - |
| 423830 | Industrial Machinery and Equipment Merchant Wholesalers | 180 | 1 360 | 6 410 | 24 | 11 | 8 | 3 | 2 | - | - | - | - | - |
| 424 | Merchant Wholesalers, Nondurable Goods | (C) | (D) | (D) | 19 | 7 | 7 | 2 | 3 | - | - | - | - | - |
| 44-45 | Retail trade | 1 282 | 5 699 | 24 692 | 131 | 64 | 43 | 11 | 10 | 1 | 2 | - | - | - |
| 441 | Motor vehicle & parts dealers | 194 | 1 186 | 5 768 | 20 | 10 | 4 | 2 | 4 | - | - | - | - | - |
| 4411 | Automobile dealers | (C) | (D) | (D) | 7 | 3 | 1 | - | 3 | - | - | - | - | - |
| 445 | Food & beverage stores | 226 | 816 | 3 593 | 9 | 5 | 2 | - | 1 | - | 1 | - | - | - |
| 4451 | Grocery stores | (C) | (D) | (D) | 4 | 2 | - | - | 1 | - | 1 | - | - | - |
| 44511 | Grocery (except convenience) stores | (C) | (D) | (D) | 4 | 2 | - | - | 1 | - | 1 | - | - | - |
| 447 | Gasoline stations | 175 | 654 | 2 786 | 20 | 4 | 10 | 5 | 1 | - | - | - | - | - |
| 4471 | Gasoline stations | 175 | 654 | 2 786 | 20 | 4 | 10 | 5 | 1 | - | - | - | - | - |
| 44711 | Gasoline stations with convenience stores | 130 | 378 | 1 529 | 13 | 1 | 8 | 3 | 1 | - | - | - | - | - |
| 447110 | Gasoline stations with convenience stores | 130 | 378 | 1 529 | 13 | 1 | 8 | 3 | 1 | - | - | - | - | - |
| 452 | General merchandise stores | (E) | (D) | (D) | 3 | 1 | - | - | - | 1 | 1 | - | - | - |
| 4521 | Department stores | (E) | (D) | (D) | 2 | - | - | - | - | 1 | 1 | - | - | - |
| 45211 | Department stores | (E) | (D) | (D) | 2 | - | - | - | - | 1 | 1 | - | - | - |
| 48-49 | Transportation & warehousing | 154 | 1 040 | 4 347 | 36 | 24 | 8 | 4 | - | - | - | - | - | - |
| 51 | Information | 179 | 1 156 | 4 589 | 15 | 3 | 5 | 4 | 3 | - | - | - | - | - |
| 52 | Finance & insurance | 298 | 2 267 | 8 723 | 43 | 30 | 7 | 3 | 2 | 1 | - | - | - | - |
| 522 | Credit intermediation & related activities | 221 | 1 705 | 6 306 | 12 | 2 | 5 | 2 | 2 | 1 | - | - | - | - |
| 5221 | Depository credit intermediation | (C) | (D) | (D) | 11 | 2 | 4 | 2 | 2 | 1 | - | - | - | - |
| 52211 | Commercial banking | 168 | 1 286 | 4 817 | 8 | 2 | 2 | 2 | 1 | 1 | - | - | - | - |
| 522110 | Commercial banking | 168 | 1 286 | 4 817 | 8 | 2 | 2 | 2 | 1 | 1 | - | - | - | - |
| 53 | Real estate & rental & leasing | 99 | 835 | 4 267 | 26 | 21 | 2 | 2 | 1 | - | - | - | - | - |
| 54 | Professional, scientific & technical services | 168 | 1 249 | 5 522 | 45 | 31 | 10 | 2 | 2 | - | - | - | - | - |
| 541 | Professional, scientific & technical services | 168 | 1 249 | 5 522 | 45 | 31 | 10 | 2 | 2 | - | - | - | - | - |
| 55 | Management of companies & enterprises | 23 | 343 | 1 199 | 4 | 1 | 2 | 1 | - | - | - | - | - | - |
| 56 | Admin, support, waste mgt, remediation services | 350 | 1 268 | 5 413 | 33 | 25 | 2 | 3 | 1 | - | 2 | - | - | - |
| 561 | Administrative & support services | (E) | (D) | (D) | 30 | 22 | 2 | 3 | 1 | - | 2 | - | - | - |
| 5614 | Business support services | 238 | 931 | 3 884 | 5 | 2 | - | 1 | - | - | 2 | - | - | - |
| 56142 | Telephone call centers | (C) | (D) | (D) | 4 | 1 | - | 1 | - | - | 2 | - | - | - |
| 61 | Educational services | 77 | 236 | 893 | 3 | - | - | 1 | 2 | - | - | - | - | - |
| 62 | Health care and social assistance | 1 410 | 8 505 | 35 617 | 62 | 32 | 19 | 5 | - | 3 | 1 | 1 | 1 | - |
| 621 | Ambulatory health care services | 250 | 1 675 | 8 333 | 36 | 16 | 16 | 3 | - | 1 | - | - | - | - |
| 622 | Hospitals | (F) | (D) | (D) | 2 | - | - | - | - | 1 | - | - | 1 | - |
| 6221 | General medical & surgical hospitals | (F) | (D) | (D) | 2 | - | - | - | - | 1 | - | - | 1 | - |
| 62211 | General medical & surgical hospitals | (F) | (D) | (D) | 2 | - | - | - | - | 1 | - | - | 1 | - |
| 623 | Nursing & residential care facilities | 479 | 2 060 | 8 011 | 6 | 1 | 1 | 1 | - | 1 | 1 | 1 | - | - |
| 6231 | Nursing care facilities | (E) | (D) | (D) | 1 | - | - | - | - | - | - | 1 | - | - |
| 62311 | Nursing care facilities | (E) | (D) | (D) | 1 | - | - | - | - | - | - | 1 | - | - |
| 6232 | Residential mental retardation, health facil | (C) | (D) | (D) | 2 | - | 1 | - | - | - | 1 | - | - | - |
| 62321 | Residential mental retardation facilities | (C) | (D) | (D) | 1 | - | - | - | - | - | 1 | - | - | - |
| 71 | Arts, entertainment & recreation | 57 | 82 | 532 | 17 | 14 | 2 | - | 1 | - | - | - | - | - |

See footnotes at end of table.

Table 6. Counties—Employees, Payroll, and Establishments by Industry: 2003—Con.

[Excludes most government employees, railroad employees, and self-employed persons. Size class 1 to 4 includes establishments with payroll, but no employees, during mid-March pay period. (D) denotes figures withheld to avoid disclosing data for individual companies; the data are included in broader industry totals. Detailed industries with 100 or more employees are shown if industry was not a (D). For explanation of terms, abbreviations, and data reliability/comparability, see introductory text]

| NAICS code | Industry | Number of employees for week including March 12 | Payroll (\$1,000) | | Total number of establishments | Number of establishments by employment-size class | | | | | | | | |
|----------------------|--|---|-------------------|---------------|--------------------------------|---|-----------|-----------|-----------|----------|------------|------------|------------|---------------|
| | | | First quarter | Annual | | 1 to 4 | 5 to 9 | 10 to 19 | 20 to 49 | 50 to 99 | 100 to 249 | 250 to 499 | 500 to 999 | 1,000 or more |
| WILLIAMS—Con. | | | | | | | | | | | | | | |
| 72 | Accommodation & food services | 826 | 1 793 | 7 378 | 59 | 25 | 8 | 12 | 10 | 4 | — | — | — | — |
| 721 | Accommodation | 200 | 521 | 2 069 | 12 | 5 | 1 | 3 | 2 | 1 | — | — | — | — |
| 7211 | Traveler accommodation | 191 | 498 | 1 916 | 9 | 3 | — | 3 | 2 | 1 | — | — | — | — |
| 72111 | Hotels (exc casino hotels) & motels | (C) | (D) | (D) | 8 | 2 | — | 3 | 2 | 1 | — | — | — | — |
| 722 | Food services & drinking places | 626 | 1 272 | 5 309 | 47 | 20 | 7 | 9 | 8 | 3 | — | — | — | — |
| 7221 | Full-service restaurants | 299 | 633 | 2 638 | 12 | 2 | 1 | 2 | 5 | 2 | — | — | — | — |
| 72211 | Full-service restaurants | 299 | 633 | 2 638 | 12 | 2 | 1 | 2 | 5 | 2 | — | — | — | — |
| 722110 | Full-service restaurants | 299 | 633 | 2 638 | 12 | 2 | 1 | 2 | 5 | 2 | — | — | — | — |
| 7222 | Limited-service eating places | 255 | 499 | 2 112 | 19 | 6 | 3 | 6 | 3 | 1 | — | — | — | — |
| 72221 | Limited-service eating places | 255 | 499 | 2 112 | 19 | 6 | 3 | 6 | 3 | 1 | — | — | — | — |
| 722211 | Limited-service restaurants | 247 | 481 | 2 032 | 16 | 4 | 2 | 6 | 3 | 1 | — | — | — | — |
| 81 | Other services (except public administration) | 366 | 1 411 | 5 944 | 88 | 61 | 21 | 2 | 4 | — | — | — | — | — |
| 811 | Repair & maintenance | 110 | 705 | 2 952 | 28 | 21 | 5 | 1 | 1 | — | — | — | — | — |
| 813 | Religious, grantmaking, civic, prof & like organizations | 169 | 406 | 1 713 | 41 | 30 | 8 | 1 | 2 | — | — | — | — | — |
| 99 | Unclassified establishments | (A) | (D) | (D) | 3 | 3 | — | — | — | — | — | — | — | — |
| STATEWIDE | | | | | | | | | | | | | | |
| | Total | 1 012 | 10 303 | 47 176 | 40 | 18 | 7 | 4 | 7 | 3 | — | 1 | — | — |
| 21 | Mining | 919 | 9 601 | 42 401 | 34 | 13 | 7 | 4 | 7 | 2 | — | 1 | — | — |
| 211 | Oil & gas extraction | 117 | 2 065 | 8 613 | 9 | 5 | 1 | 1 | 1 | 1 | — | — | — | — |
| 2111 | Oil & gas extraction | 117 | 2 065 | 8 613 | 9 | 5 | 1 | 1 | 1 | 1 | — | — | — | — |
| 21111 | Oil & gas extraction | 117 | 2 065 | 8 613 | 9 | 5 | 1 | 1 | 1 | 1 | — | — | — | — |
| 211111 | Crude petroleum & natural gas extraction .. | 117 | 2 065 | 8 613 | 9 | 5 | 1 | 1 | 1 | 1 | — | — | — | — |
| 213 | Mining support activities | 802 | 7 536 | 33 788 | 25 | 8 | 6 | 3 | 6 | 1 | — | 1 | — | — |
| 2131 | Mining support activities | 802 | 7 536 | 33 788 | 25 | 8 | 6 | 3 | 6 | 1 | — | 1 | — | — |
| 21311 | Mining support activities | 802 | 7 536 | 33 788 | 25 | 8 | 6 | 3 | 6 | 1 | — | 1 | — | — |
| 213112 | Oil & gas operations support activities | 364 | 3 853 | 17 616 | 20 | 6 | 6 | 2 | 5 | 1 | — | — | — | — |
| 42 | Wholesale trade | (A) | (D) | (D) | 1 | 1 | — | — | — | — | — | — | — | — |
| 48-49 | Transportation & warehousing | (B) | (D) | (D) | 1 | — | — | — | — | 1 | — | — | — | — |
| 51 | Information | (A) | (D) | (D) | 1 | 1 | — | — | — | — | — | — | — | — |
| 52 | Finance & insurance | (A) | (D) | (D) | 2 | 2 | — | — | — | — | — | — | — | — |
| 56 | Admin, support, waste mgt, remediation services | (A) | (D) | (D) | 1 | 1 | — | — | — | — | — | — | — | — |

Note: Employment-size classes are indicated as follows: A—0 to 19; B—20 to 99; C—100 to 249; E—250 to 499; F—500 to 999; G—1,000 to 2,499; H—2,500 to 4,999; I—5,000 to 9,999; J—10,000 to 24,999; K—25,000 to 49,999; L—50,000 to 99,999; M—100,000 or more.

Description of Publications Issued in Previous Years

1974 through 2002

Data are provided for mid-March employment, first-quarter and annual payrolls, and establishments, by industry, for each county in the state and, in a separate report, for the United States. Data are included for every industry having a significant number of employees or establishments. Refer to General Explanation for a description of the types of employment covered.

1964 through 1973

Data are provided for first-quarter reporting units, employment, and taxable payrolls for each county and metropolitan area in the state and, in a separate report, for the United States. Data are included for every industry having a significant number of employees or reporting units.

1959 and 1962

Data are provided for first-quarter reporting units, employment, and taxable payrolls for each county in the state and, in a separate report, for the United States. Data are included for every industry having a significant number of employees or reporting units. Data are combined for some counties in eight states.

1956

Data are provided for first-quarter reporting units, employment, and taxable payrolls for each county in the state and, in a separate report, for the United States. Data are included for SIC economic divisions, major groups, and selected three-digit SICs. Data are combined for some counties in eight states.

1949 and 1950

Data are provided for first-quarter manufacturing establishments, employment, and taxable payrolls for each large county in the state and, in a separate report, for the United States. Data are included for manufacturing major industry groups and selected three-digit SICs. Manufacturing totals are included for small counties. Data are combined for some counties in eight states.

1947, 1948, 1951, and 1953

Data are provided for first-quarter reporting units, employment, and taxable payrolls for each large county in the state and, in a separate report, for the United States. Data are included for SIC economic divisions, major groups, and selected three-digit SICs. Economic division totals are included for small counties. Data are combined for some counties in eight states.

1946

Data are provided for first-quarter reporting units, employment, and taxable payrolls for each large county in the state and, in a separate report, for the United States. Data are included for SIC economic divisions and major groups. Economic division totals are included for small counties. Data are combined for some counties in eight states.

Availability

The most recent edition of County Business Patterns can be examined on the Internet at <www.census.gov>. Editions prior to 1993 are available in depository libraries for federal publications, which are conveniently located in all areas of the country.

For information on the coverage of individual series, write to Chief, Economic Planning and Coordination Division, U.S. Census Bureau, Washington, DC 20233.