

---

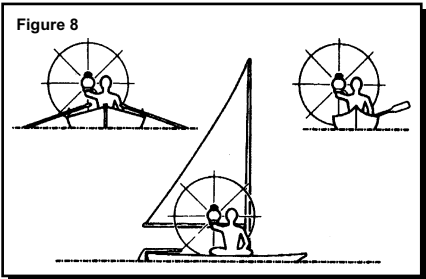
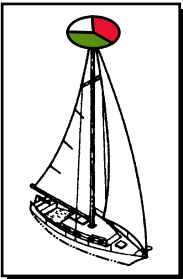
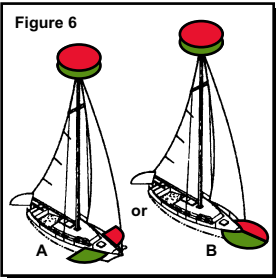
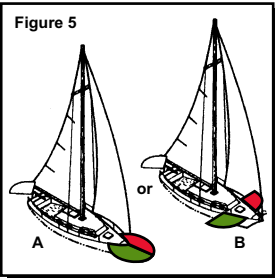
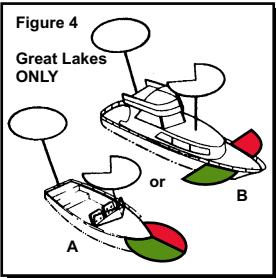
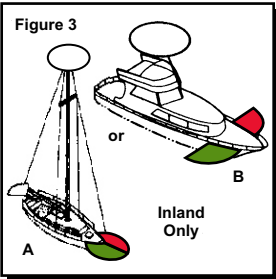
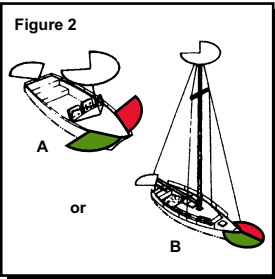
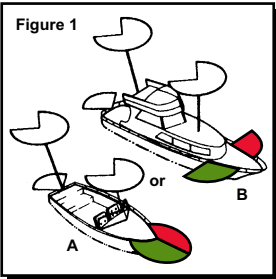
***New Jersey State Police***



# ***Boating Safety Manual***







LIGHTS REQUIRED ON BOATS BETWEEN SUNSET AND SUNRISE AND AT ALL TIMES OF RESTRICTED VISIBILITY



RANGE AND DEGREE OF VISIBILITY OF LIGHTS

Inland and International

Location	Visible Range (In Nautical Miles) Less than 12M/12M to 50M	Degree of Visibility
 Masthead light	2/3	225
 All-around light	2/2	360
 Side lights	1/2	112.5
 Stern light	2/2	135

# Table of Contents

<b>NEW JERSEY SAFE BOATING .....</b>	<b>1</b>
Boating Safety Education & Minimum Age Requirements.....	2
Non-Tidal Boat License .....	4
Navigation Rules.....	5
 <b>CHAPTER 1</b>	
<b>Registration, Titling &amp; Documentation .....</b>	<b>7</b>
Vessel Titling.....	7
Boat Registration .....	8
Registration Required .....	8
Documented Vessels .....	9
Numbering System & Display .....	9
Validation Decal .....	10
Obtaining Applications .....	11
Change of Residence.....	11
 <b>CHAPTER 2</b>	
<b>Equipment .....</b>	<b>12</b>
Muffling Device .....	12
Coast Guard Approved Equipment .....	12
Flame Arresters (Backfire Flame Control).....	12
Sound Signaling Appliances For Vessels Less Than 20 Meters (65'6").....	13
Personal Flotation Devices .....	13
Wearing of PFDs by Children 12 and Under .....	15
Fire Extinguishers .....	16
Marine Sanitation Devices (MSDs) .....	17
Visual Distress Signals: The Regulations .....	18
Visual Distress Signals: Handling and Storage.....	19
Visual Distress Signals Types .....	20
Visual Distress Warning.....	21
Minimum Required Equipment by Length of Boat .....	22
Meter-feet Conversions.....	26

## **CHAPTER 3**

### **Operator's Responsibilities..... 27**

Power-Driven Vessels .....	27
International .....	27
Inland .....	27
Sailing Vessels & Vessels Under Oars .....	28
International & Inland.....	28
Lights Used When Anchored .....	29
International & Inland.....	29
Found Vessels.....	29
Boating Accidents/Duties In Case of Accidents .....	29
Speed.....	30
Operating a Vessel Under the Influence of Intoxicating Liquor, Drugs or Narcotics .....	31
Reckless or Careless Operation Forbidden .....	34
Personal Watercraft .....	34
Waterskiing .....	36
Skin Diving .....	37
Watercraft Noise Control .....	38
Racing .....	39
Race Test Permits.....	39
Loading Your Boat .....	40
Water Pollution and the Recreational Boater .....	40
Discharge of Oil Prohibited .....	41

## **CHAPTER 4**

### **For Your Protection..... 42**

Security Afloat .....	42
Report Stolen Boats and Equipment .....	44
Bargain Deals.....	44
Float Plan .....	45
Marine Radio Information .....	46
Boating Safety Education Program.....	46
Equipment Checklist.....	47

### **Marine Law Enforcement Stations ..... BACK COVER**

## **NEW JERSEY SAFE BOATING**

The objective of the boating safety program is to reduce the risk of loss of life, injury and property damage associated with the use of the state's waterways.

The state recognizes the need for safe boating and highly recommends that the boating enthusiasts make themselves thoroughly familiar with all of the laws, regulations and other information contained in this booklet. Boating is best enjoyed when the boater is knowledgeable and diligent in observing safety precautions. Rules and regulations quoted herein are most commonly used.

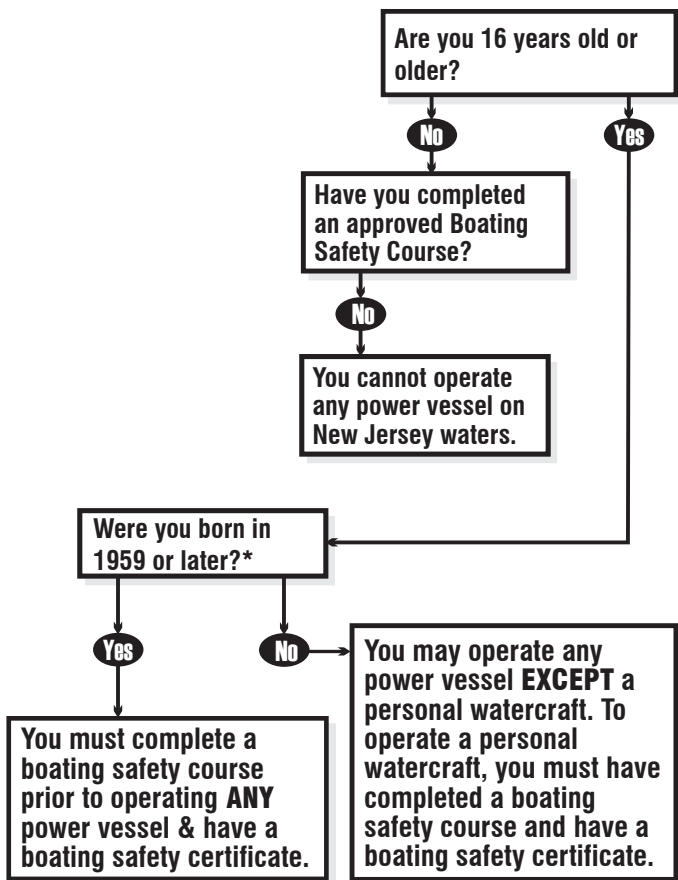
New Jersey has adopted the Navigational Rules International-Inland and the Code of Federal Regulations as the standards for vessel equipment and operation. The Navigational Rules and the Code of Federal Regulations can be purchased either at a boat supply store or through a boating catalog. In addition to these standards, other laws, rules, and regulations have been adopted for the waters of this State.

Consult local authorities for information on local ordinances.

***For more information on Boating Safety, Rules & Regulations, Boating Safety Certificates, and the Boating Safety Test-Out Option, visit [www.njsp.org](http://www.njsp.org).***

Boating Safety Course information may be located at:  
[www.cgaux.org](http://www.cgaux.org) • [www.usps.org](http://www.usps.org) • [www.BOATUS.com](http://www.BOATUS.com)  
Boating Safety Courses must be completed in person.

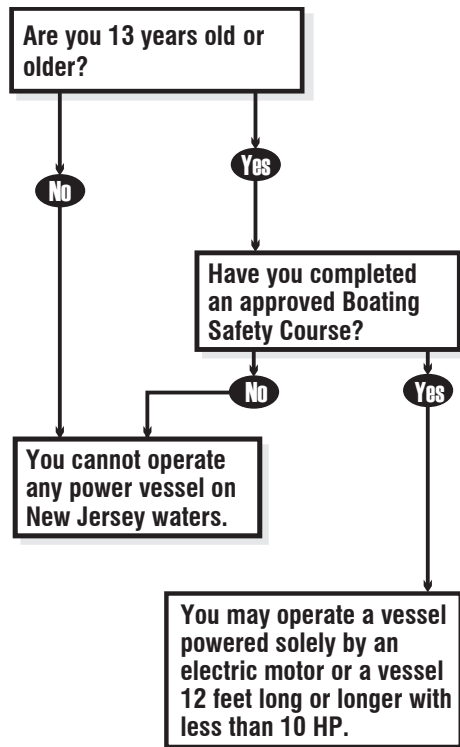
## BOATING SAFETY EDUCATION & MINIMUM AGE MANDATORY REQUIREMENTS



### **\*Schedule for Completion of Mandatory Boating Safety Course:**

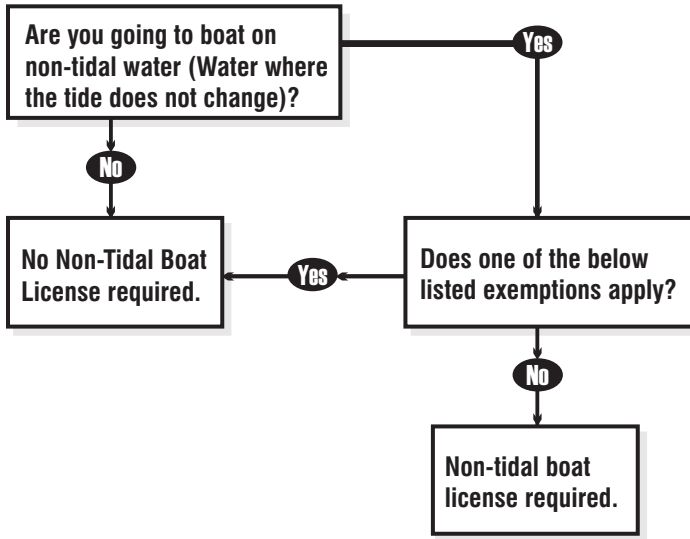
- Persons born in **1949** or later must possess a Boating Safety Certificate by **June 1, 2008**.
- **All persons** who wish to operate a power vessel must possess a Boating Safety Certificate by **June 1, 2009**.

**BOATING SAFETY EDUCATION  
& MINIMUM AGE MANDATORY REQUIREMENTS  
*For Those Under 16***



- 1) There are NO EXEMPTIONS to N.J. age requirements.
- 2) Out-of-state residents who are at least 16 years old and in New Jersey for less than 90 days may operate a power vessel on the waters of the State of New Jersey if they possess a certificate issued by their state of residence or they have in their possession written proof of successful completion of a boat safety course approved by another state, the U.S. coast Guard, or the National Association of State Boating Law Administrators (NASBLA).

# NON-TIDAL BOAT LICENSE



A boat license is separate from the boating safety certificate and is issued by the Motor Vehicle Commission (MVC).

## Exemptions

- 1) Vessel powered by a motor less than 1 HP or a 12 volt electric motor.
- 2) A vessel 12 feet long or longer with less than 10 HP.
- 3) While competing in an authorized race pursuant to a permit issued by the Division of State Police in the Department of Law & Public Safety.
- 4) If the person is an out-of-state resident who has written proof of successful completion of a course substantially similar to a NJ approved Boating Safety Course.



## **NAVIGATION RULES**

All vessels operating on the waters of this State are responsible for adherence to the Navigation Rules International/Inland.

The rules as defined in COMDTINST M16672.2D, are applied as set forth under the COLREGS Demarcation Lines.

In addition, all vessels 12 meters (39'4") and over in length are required to have on board a copy of the Navigation Rules, International/Inland, COMDTINST M 16672.2D, while operating on the waters of this State.

### **Rule 5, LOOKOUT**

Every vessel shall at all times maintain a proper look-out by sight and hearing as well as by all available means appropriate in the prevailing circumstances and conditions so as to make a full appraisal of the situation and of the risk of collision.

### **Rule 6, SAFE SPEED**

Every vessel shall at all times proceed at a safe speed so that it can take proper and effective action to avoid collision and be stopped within a distance appropriate to the prevailing circumstances and conditions.

### **Rule 7, COLLISION**

Every vessel shall use all available means appropriate to the prevailing circumstances and conditions to determine if risk of collision exists. If there is any doubt such risk shall be deemed to exist.

### **Rule 8, ACTION TO AVOID COLLISION**

Any action taken to avoid collision shall, if the circumstances of the case admit, be positive, made in ample time and

with due regard to the observance of good seamanship.

If necessary to avoid collision or allow more time to assess the situation, a vessel shall slacken its speed or take all way off by stopping or reversing its means of propulsion.

### **Rule 9, NARROW CHANNELS**

A vessel proceeding along the course of a narrow channel or fairway shall keep as near to the outer limit of the channel or fairway which lies on its starboard side as is safe and practicable.

### **Rule 14, HEAD-ON SITUATION**

When two power-driven vessels are meeting on reciprocal or nearly reciprocal courses so as to involve risk of collision, each shall alter its course to starboard so that each shall pass on the port side of the other.

### **Rule 15, CROSSING SITUATION**

When two power-driven vessels are crossing so as to involve risk of collision, the vessel which has the other on its starboard side shall keep out of the way and shall, if the circumstances of the case admit, avoid crossing ahead of the other vessel.

### **Rule 16, ACTION BY GIVE-WAY VESSEL**

Every vessel which is directed to keep out of the way of another vessel shall, so far as possible, take early and substantial action to keep well clear.

### **Rule 17, ACTION BY STAND-ON VESSEL**

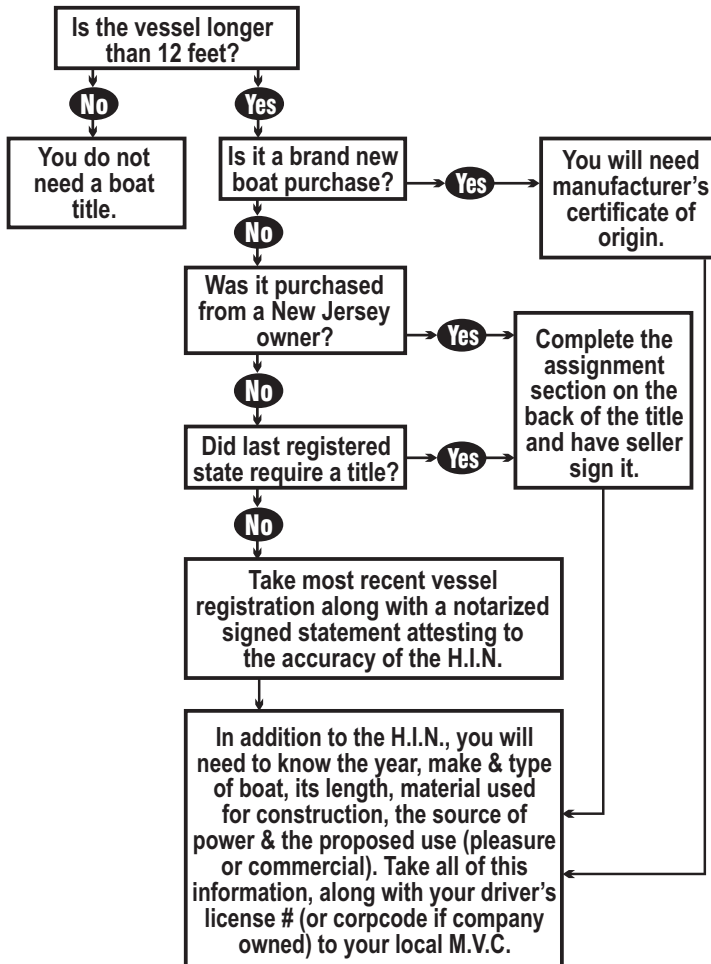
A power-driven vessel which takes action in a crossing situation to avoid collision with another power-driven vessel shall, if the circumstances of the case admit, not alter course to port for a vessel on its own port side.

# CHAPTER 1

## *Titling, Registration, & Documentation*

### VESSEL TITLING

All vessels longer than 12 feet in length must be titled.



## **BOAT REGISTRATION**

All titled boats must also be registered. In addition, all power vessels, regardless of length, must be registered.

If the boat is not titled, you will have to show proof of ownership. Any of the documents accepted for titling are also acceptable for registration.

## **REGISTRATION REQUIRED**

Every vessel in New Jersey waters shall be registered and numbered, except:

- a. Vessels operated under a federally approved numbering system of another state, operated on a transient basis;
- b. Documented vessels from other states operated in this State in a transient status only;
- c. Vessels from foreign countries here temporarily;
- d. Public vessels of the United States, a state or subdivision or agency thereof;
- e. A ship's lifeboat;
- f. Vessels used exclusively for racing while competing in an authorized race, or under permit issued from the New Jersey State Police;
- g. A non-powered sailboat or vessel used exclusively on small lakes and ponds wholly within private lands;
- h. A non-powered inflatable, surfboard, racing shell or tender for direct transportation between a vessel and the shore and for no other purpose (i.e. dinghy);
- i. Vessels 12 feet or less in length
- j. A non-powered kayak or canoe.

## **DOCUMENTED VESSELS**

1. All documented vessels for which the owner maintains, owns, rents, leases or otherwise occupies space within this State, other than on a transient basis, **MUST** be registered with this State according to the established fee schedule, but are not required to display numbers. Validation decals will be issued and must be displayed on these vessels.
2. Registration certificates must be carried on board the vessel at all times while the vessel is in operation.
3. Those vessels documented under Part 67 of Title 46, Code of Federal Regulations and required to register with this State pursuant to NJSA 12:7-34.44a shall display a validation sticker on each side of the vessel in an area adjacent to the main steering station affixed to the vertical surface plainly visible at all times from both the port (left) and starboard (right) sides.

## **NUMBERING SYSTEM & DISPLAY**

1. Boats will be numbered as follows;
  - a. The registration numbers assigned shall consist of three (3) parts. The first part, known as the prefix, shall consist of the letters NJ, to indicate the state. The second part, known as the body, shall consist of not more than four (4) numbers. The third part, known as the suffix, shall consist of not more than two (2) letters.
  - b. The parts shall be separated by a hyphen or an equivalent space equal to a number or letter.

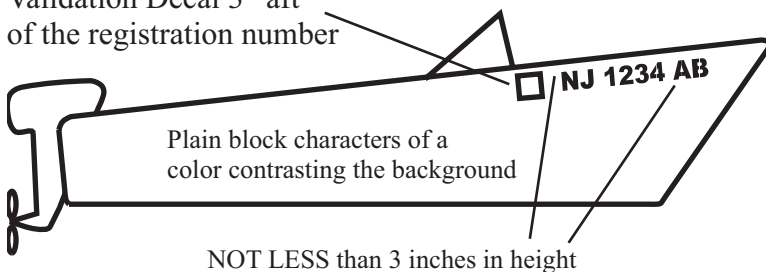
Examples: NJ-1234-AB  
NJ 1234 AB

2. The registration number shall be;
  - a. Painted on or permanently attached to each side of the bow (the forward half) of the vessel, read left to right and in such position as to provide maximum visibility.
  - b. In block characters not less three (3) inches in height.
  - c. Of a color which will contrast with the color of the background (i.e. dark numbers on a light background or light numbers on a dark background) and so maintained as to be visible and legible.
3. No other numbers shall be carried on the bow of the vessel.

## VALIDATION DECAL

1. The validation decal shall be placed on each side of the vessel, three (3) inches aft of the registration number.
2. When the vessel is sold, it is the responsibility of the seller to remove the decals.
3. Each registered vessel must display valid decals.
4. Expired registration decals must not be visible.

Validation Decal 3" aft  
of the registration number



## **OBTAINING APPLICATIONS**

Applications for motorboat registration may be obtained from the Motor Vehicle Commission. For more information, visit their website at: [www.state.nj.us/mvc](http://www.state.nj.us/mvc).

## **CHANGE OF RESIDENCE**

Whenever the owner of a vessel registered and numbered with the State of New Jersey changes their address from that shown on their certificate of number, they shall, within seven (7) days, notify the Motor Vehicle Commission in writing of their new address. Record change forms are provided for this purpose and will be mailed upon request. This record change form may also be used to report a change(s) on a non-tidal boat license.

## **CHAPTER 2**

### ***Equipment***

#### **MUFFLING DEVICE**

Every outboard motor, inboard motor or inboard/outboard motor in use or attached to a vessel operating on the waters of this State shall be equipped with a muffling system as supplied by the manufacturer or installed by the owner. The muffling system shall be maintained in good working order at all times. An exception to this requirement will be allowed for operation during authorized races sanctioned by the United States Coast Guard, New Jersey State Police, or other operation with a race test permit issued by the State Police.

#### **COAST GUARD APPROVED EQUIPMENT**

“Coast Guard approved” is equipment which has been approved by the Commandant of the U.S. Coast Guard and has been determined to be in compliance with U.S. Coast Guard specifications and regulations relating to the materials, construction and performance of such equipment. New Jersey state laws conform to these equipment requirements.

#### **FLAME ARRESTERS (*Backfire Flame Control*)**

Gasoline engines installed in a motorboat or motor vessel after April 25, 1940, except outboard motors, must have a U.S. Coast Guard approved flame arrester fitted to the carburetor. For exceptions see 46 CFR 25.35.



## **SOUND SIGNALING APPLIANCES FOR VESSELS LESS THAN 20 METERS (65'6")**

1. A vessel 12 meters (39'4") or more in length but less than 20 meters (65'7") shall be provided with a whistle. The whistle shall comply with the specifications listed in Annex 3 of the Inland Navigational Rules Act of 1980.
2. A vessel of less than 12 meters (39'4") in length shall not be obliged to carry the signaling appliance prescribed above, but if it does not, it shall be provided with some other means of making an efficient sound signal.

## **PERSONAL FLOTATION DEVICES**

No person shall operate or allow any person to operate any vessel in or on the waters of this State unless such vessel has a United States Coast Guard approved wearable personal flotation device (PFD) of the correct size for each person on board. Such PFDs shall be of the type(s) and number(s) required by the United States Coast Guard for a vessel of the class operating on Federal or state navigable waters. This includes all vessels except surfboards, racing shells, rowing sculls and racing kayaks.

### **TYPE I**

A Type I PFD has the greatest required buoyancy and is designed to turn most unconscious persons in the water from a face down position to a vertical or slightly backward position. The adult size device provides a minimum buoyancy of 22 pounds and the child size provides a minimum buoyancy of 11 pounds. The Type I is most effective for all waters, especially offshore and ocean cruising, when there is probability of a delayed rescue.

## **TYPE II**

A Type II PFD is any approved wearable device designed to turn its wearer in a vertical or slightly backward position in the water. The turning action is not as profound as with a Type I, and the device will not turn as many persons under the same conditions as the Type I. An adult size device provides a minimum buoyancy of 15 ½ pounds, the medium child size provides a minimum of 11 pounds, and the infant and small child sizes provide a minimum buoyancy of 7 pounds.

## **TYPE III**

A Type III PFD is any approved wearable device designed so the wearers can place themselves in a vertical or slightly backward position. While the Type III has the same buoyancy as the Type II PFD, it has little or no turning ability. A Type III PFD comes in a variety of styles, colors and sizes. Many are designed to be particularly useful when water skiing, sailing, hunting, fishing or engaging in other water sports. Several of this type will also provide increased hypothermia protection.

## **TYPE IV**

A Type IV PFD is any approved device designed to be thrown to a person in the water and grasped and held until rescued. It is not designed to be worn. The most common Type IV devices are a buoyant cushion and a ring buoy. All vessels 16 feet in length or greater must carry a Type IV throwable PFD in addition to the required wearable PFDs.

NOTE: Canoes and kayaks are exempt from carrying a Type IV PFD.

## **TYPE V**

A Type V is any special purpose PFD such as a survival or exposure suit.

## **TYPE V HYBRID**

A Type V Hybrid PFD is an inflatable device that provides a minimum of 7 ½ pounds of buoyancy deflated and 22 pounds of buoyancy when inflated. In order for the device to be acceptable for use on recreational boats, it must be worn when the boat is underway and the user is above on deck. When inflated it turns the wearer similar to the action provided by a Type I, II or III PFD. A Type V Hybrid PFD must be worn in accordance with the information contained in the owner's manuals supplied with each device.

All PFDs that are presently acceptable on recreational boats fall into one of these designations. All PFDs shall be U.S. Coast Guard approved, in good and serviceable condition and of an appropriate size for the persons who intend to wear them. Wearable PFDs shall be readily accessible and throwable devices shall be immediately available for use.

## **WEARING OF PFDS BY CHILDREN 12 AND UNDER**

In addition to the previously listed requirements, any child 12 years of age or younger must *WEAR* a properly fitted U.S. Coast Guard approved PFD whenever the vessel is underway. If the child is inside a fully enclosed cabin that is a permanent, non-removable part of the vessel that is designed to carry passengers, then the child is not required to wear the PFD.

This law does not apply to the following vessels:

1. Vessels that are owned and operated by the United States or the State of New Jersey or an agency thereof; a county or municipality; a volunteer first aid, rescue or emergency squad, a search and rescue unit established within a fire district created pursuant to or a volunteer fire company when a child is on board as a direct result of being rescued from an emergency situation.

2. Commercial vessels (any vessel longer than 65 feet operated for a purpose that requires a U.S. Coast Guard Operator's or Master's License).
3. Ferries (any vessel longer than 65 feet operating on a short run on a frequent schedule between two points offering a public service of a type normally attributed to a bridge or tunnel).

## **FIRE EXTINGUISHERS**

All fire extinguishers used on vessels must be U.S. Coast Guard approved. Each fire extinguisher is classified by a letter and a roman numeral according to the type of fire it may be expected to extinguish and the size of the extinguisher. The "letter" indicates the TYPE OF FIRE the extinguisher can put out.

A- Fires of ordinary combustible materials.

B- Gasoline, oil and grease fire.

C- Electrical fires.

Extinguishers approved for motorboats are hand-portable, of either B-I or B-II classification.

<b>Coast Guard Classes</b>	<b>U.L. Listing</b>	<b>Foam (gal)</b>	<b>Carbon Dioxide (lbs)</b>	<b>Dry Chemical (lbs)</b>	<b>Halon (lbs)</b>
<b>B-I</b>	<b>5B</b>	<b>1¼</b>	<b>4</b>	<b>2</b>	<b>2½</b>
<b>B-II</b>	<b>6B</b>	<b>2½</b>	<b>15</b>	<b>10</b>	<b>10</b>

Fire extinguishers must be carried on ALL motorboats that have one or more of the following conditions which make the boat of closed construction:

1. Inboard engines,
2. Closed compartments under thwarts and seats where portable fuel tanks may be stored,

3. Double bottoms not sealed to the hull or which are not completely filled with flotation materials,
4. Closed living spaces,
5. Closed stowage compartments in which combustible or flammable material is stowed, or
6. Permanently installed fuel tanks.

Dry chemical fire extinguishers without gauges or indicating devices must be weighed and tagged every 6 months. If the gross weight of a carbon dioxide (CO<sub>2</sub>) fire extinguisher is reduced by more than 10% of the net weight, the extinguisher is not acceptable and must be recharged.

Check extinguishers regularly to be sure that gauges are free and nozzle is clear.

## **MARINE SANITATION DEVICES (MSDs)**

A Marine Sanitation Device (MSD) must be certified as “type approved” or meet one of the exceptions provided by regulation.

Boats 65 feet in length and under may use a Type I, II or III MSD. Boats over 65 feet are limited to installing Type II or III MSDs. Coast Guard certified devices are also labeled with the exception of holding tanks which are automatically certified under the regulations if they store only sewage and flush water at ambient air pressure and temperature.

**TYPE I MSD-** Flow through; effluent USCG certified to 1000 fecal coliform/ 100 ml, no visible floating solids standards.

**TYPE II MSD-** Flow through; effluent USCG certified to 200 fecal coliform /100 ml, 150 mg/1 total suspended solids standard.

**TYPE III MSD-** USCG certified to no-discharge standard.

All MSDs tested and certified by the Coast Guard will carry a label with the name of the manufacturer and the certification number. To obtain information about marine pumpout stations call 1-800-ASK-FISH.

## **VISUAL DISTRESS SIGNALS: THE REGULATIONS**

A visual distress signal is any device designed to show that your vessel is in distress and help others locate you. A wide variety of signaling devices, both pyrotechnic and non-pyrotechnic, can be carried to meet the requirements of the regulation. Visual distress signals may only be used in emergency situations.

Regulations require all recreational boats operating on U.S. coastal waters, including the Great Lakes, the territorial seas and those waters directly connected to the Great Lakes and the territorial seas, up to a point where the waters are less than two miles wide, and boats owned in the United States when operating on the high seas to be equipped with visual distress signals.

The exceptions are during daytime (sunrise to sunset) operation for:

1. Recreational boats less than 16 feet in length.
2. Boats participating in organized events such as races, regattas or marine parades.
3. Open sailboats not equipped with propulsion machinery and less than 26 feet in length.
4. Manually propelled boats.

These boats only need to carry night signals when used on these waters at night.

“PYROTECHNIC VISUAL DISTRESS SIGNALING DEVICES” must be Coast Guard approved, in serviceable condition, unexpired and readily accessible. Launchers, produced before January 1, 1981, intended for use with approved signals are not required to be Coast Guard Approved.

USCG approved pyrotechnic Visual Distress Signals and associated devices include:

1. Pyrotechnic red flares, hand held or aerial.
2. Pyrotechnic orange smoke, hand held or floating.
3. Launchers for aerial red meteors or parachute flares.

“NON-PYROTECHNIC VISUAL DISTRESS SIGNALING DEVICES” must carry the manufacturer’s certification that they meet Coast Guard requirements. They must be in serviceable condition and stowed to be readily accessible.

This group includes:

1. Orange distress flag.
2. Electric distress light.

No single signaling device is ideal under all conditions and for all purposes. Consideration should be given to carrying several types. For example, an aerial flare can be seen over a long distance on a clear night, but for closer work, a hand-held flare may be more useful.

## **VISUAL DISTRESS SIGNALS: HANDLING AND STORAGE**

Pyrotechnic devices should be stored in a cool, dry location and must be readily accessible in case of an emergency. Care should be taken to prevent puncturing or otherwise damaging their coverings. A watertight container, such as a surplus

ammunition box, painted red or orange and prominently marked “DISTRESS SIGNALS” is recommended.

If young children are frequently aboard your boat, careful selection and proper stowage of visual distress signals is important.

Coast Guard approved pyrotechnic devices carry an expiration date. After this date, the device can no longer be counted toward the minimum requirements.

## **VISUAL DISTRESS SIGNALS: TYPES**

If pyrotechnic devices are selected, a minimum of three must be carried. Any combination can be carried as long as they add up to three signals for day use and three signals for night use. Three day/night signaling devices meet both requirements.

The following is an illustration of the variety and combinations of devices which can be carried in order to meet the requirements:

1. Three hand held red flares (day and night).
2. One electric distress light (night), and three hand held orange smoke distress signals (day).
3. One hand-held red flare and two parachute flares (day and night).
4. One hand-held orange smoke signal, two floating orange smoke signals (day) and one electric distress light (night).



<b>Number Marked on Device</b>	<b>Device Description</b>
<b>DAY USE ONLY</b>	
106.022	Floating Orange Smoke Distress Signals (5 minutes)
160.037	Hand Held Orange Smoke Distress Signals Floating Orange Smoke Distress Signals (15 minutes)
160.072	Orange Distress Signal Flag for Boats
<b>NIGHT USE ONLY</b>	
161.013	Electric Distress Light for Boats
<b>DAY AND NIGHT USE</b>	
160.021	Hand Red Flare Distress signal ( <i>These signals must have a date of October 1, 1980 or late to be acceptable.</i> )
160.024	Parachute Red Flare Distress Signals (37mm) ( <i>These signals require use in combination with a suitable launching device.</i> )
160.036	Hand Held Rocket-Propelled Parachute Red Flare Distress Signals
160.066	Distress Signal for Boats, Red Aerial Pyrotechnic Flare ( <i>These devices may be either meteor or parachute assisted type.</i> ) Some of these signals may require use in combination with a suitable launching device.

## **WARNING....**

In some states the launchers for meteors and parachute flares may be considered a firearm. Check with your state authorities before acquiring such a launcher. In New Jersey, signal pistols will be considered a weapon when used for any other purpose other than as a distress signal.

All distress signaling devices have both advantages and disadvantages. The most popular, because of cost, are probably the smaller pyrotechnic devices. Pyrotechnics make excellent distress signals, but they can be used only once. Additionally, there is a potential for both injury and property damage if not properly handled. Pyrotechnic devices have a very hot flame and the ash and slag can cause burns and ignite materials that burn easily. Projected devices, such as pistol launched and hand-held parachute flares and meteors, have many of the same characteristics of a firearm and must be handled with the same caution and respect.

## **THE REGULATION STATES:**

“No person in a boat shall display a visual distress signal on water to which this subpart applies under any circumstances except a situation where assistance is needed because of immediate or potential danger to the persons aboard.”

## **MINIMUM REQUIRED EQUIPMENT BY LENGTH OF BOAT**

### **SECTION I. - LESS THAN 16 FEET**

**BACK-FIRE FLAME ARRESTER** - One approved device on each carburetor of all gasoline engines EXCEPT OUTBOARD MOTORS.

**NUMBERING** - See “Numbering System & Display.”

**VENTILATION** - For boats built after April 25, 1940, and before August 1, 1980 (with engines using gasoline as fuel and other fuels having a flashpoint of 110 degrees F or less) the following is required:

At least two ventilation ducts fitted with cowls or their equivalent for the purpose of properly and efficiently ventilating the bilges of every engine and fuel tank compartment. There shall be at least one exhaust duct installed so as to extend to the lower portion of the bilge and at least one intake duct installed so as to extend to a point at least midway to the bilge, or at least below the level of the carburetor air intake.

For boats which are built after July 31, 1978 but prior to August 1, 1980, the requirement for ventilation of the fuel tank compartment can be omitted if there is no electrical source of ignition in the fuel tank compartment and if the fuel tank vents to the outside of the boat. After August 1, 1980, all boats with gasoline engines must be built with ventilation systems which comply with Coast Guard standards. The operator is required to keep the system in operating condition.

PFD - Type I, II, III or V for each person aboard

FIRE EXTINGUISHER/PORTABLE - When no fixed fire extinguishing system is installed in machinery space(s), at least one B-I type approved hand portable fire extinguisher (NOT REQUIRED on the outboard motorboats less than 26 feet in length if the construction of such motorboats will not permit the entrapment of explosive or flammable gases or vapors). When an approved fixed fire extinguishing system is installed in machinery space(s), no B-I type fire extinguisher is required.

POLLUTION PREVENTION - See "Water Pollution and The Recreational Boater."

VISUAL DISTRESS SIGNALS - See "Visual Distress Signal Requirements."

SOUND SIGNALING APPLIANCES - See “Sound Signaling Appliances For Vessels Less Than 20 Meters (65’6”).”

**SECTION II. - 16 FEET TO LESS THAN 26 FEET**

BACK-FIRE FLAME ARRESTER - Same requirements as Section 1.

NUMBERING - See “Numbering System & Display.”

VENTILATION - Same requirements as Section 1.

PFD - Type I, II, III or V for each person on board and one Type IV.

FIRE EXTINGUISHER/PORTABLE - Same requirements as Section 1.

POLLUTION PREVENTIONS - See “Pollution Prevention Requirements.”

VISUAL DISTRESS SIGNALS - See “Visual Distress Signal Requirements.”

SOUND SIGNALING APPLIANCES - See “Sound Signaling Appliances for Vessels Less Than 20 Meters (65’7”).”

**SECTION III. - 26 FEET TO LESS THAN 40 FEET**

BACK-FIRE FLAME ARRESTER - Same requirements as Section 1.

NUMBERING - See “Numbering System & Display.”

VENTILATION - Same requirements as Section 1.

PFD - Type I, II, III or V for each person on board and one Type IV.

FIRE EXTINGUISHER/PORTABLE - At least two B-I type approved portable fire extinguishers; or at least one

B-II type approved portable fire extinguisher. When an approved fixed system is installed, one less B-I type is required.

POLLUTION PREVENTION - See “Pollution Prevention Requirements.”

VISUAL DISTRESS SIGNALS - See “Visual Distress Signal Requirements.”

SOUND SIGNALING APPLIANCES - See “Sound Signaling Appliances for Vessels Less Than 20 Meters (65’6”).”

#### **SECTION IV.** - 40 FEET TO NO MORE THAN 65 FEET

BACK-FIRE FLAME ARRESTER - Same requirements as Section 1.

NUMBERING - See “Numbering System & Display.”

VENTILATION - Same requirements as Section 1.

PDF - Type I, II, III or V for each person on board and one Type IV.

FIRE EXTINGUISHER/PORTABLE - At least three B-I type approved portable fire extinguishers; or at least one B-I type plus one B-II type approved portable fire extinguisher. When an approved fixed system is installed, one less B-I type is required.

POLLUTION PREVENTION - See “Pollution Prevention Requirements.”

VISUAL DISTRESS SIGNALS - See “Visual Distress Signal Requirements.”

SOUND SIGNALING APPLIANCES - See “Sound Signaling Appliances for Vessels Less Than 20 Meters (65’7”).”

NAVIGATION RULES - All vessels 12 meters (39'4") and over in length are required to have on board a copy of the Navigation Rules, International/Inland, COMDTINST M 16672.2D, while operating on the waters of this State.

### **METER-FEET CONVERSIONS**

1M = 3'3"	8M = 26'4"	15M = 49'2"
2M = 6'7"	9M = 29'6"	16M = 52'6"
3M = 9'10"	10M = 32'10"	17M = 55'9"
4M = 13'1"	11M = 36'1"	18M = 59'
5M = 16'5"	12M = 39'4"	19M = 62'4"
6M = 19'8"	13M = 42'8"	20M = 65'7"
7M = 22'10"	14M = 45'11"	

*Conversions Rounded to the Nearest Inch*

## **CHAPTER 3**

### ***Operator's Responsibilities***

**LIGHTS ARE REQUIRED ON BOATS BETWEEN SUNSET AND SUNRISE AND AT ALL TIMES OF RESTRICTED VISIBILITY.**

### **POWER-DRIVEN VESSELS**

*See Inside Front Cover, Figures 1 Through 4.*

#### **International**

1. A power-driven vessel less than 20 meters (65'7"), shall exhibit navigation lights as shown in either Figure 1 or 2. If you choose Figure 1, the aft masthead light must be higher than the forward one. If Figure 2 is selected, a vessel less than 12 meters (39'4"), the masthead light must be 1 meter (3'3") higher than the colored lights. If the vessel is 12 meters (39'4") or more in length and less than 20 meters (65'7"), the masthead light must be 2.5 meters (8'2") higher than the gunwale.
2. A power vessel less than 12 meters (39'4") shall exhibit navigation lights as displayed in Figures 1, 2 or 3.
3. A power-driven vessel less than 7 meters (22'10") in length and whose maximum speed cannot exceed 7 knots may, in lieu of the lights prescribed above, exhibit an all-around white light. Such vessel shall, if practicable, also exhibit side lights.

#### **Inland**

1. A power-driven vessel 12 meters (39'4") or more in length and less than 20 meters (65'7") shall exhibit navigation lights as displayed in either Figure 1 or 2.

2. A power-driven vessel, when construction was started prior to 12-25-81, less than 20 meters (65'7") may exhibit navigation lights as displayed in Figure 3.
3. A power-driven vessel less than 12 meters (39'4") may exhibit those lights shown in Figures 1, 2 or 3.

## **SAILING VESSELS & VESSELS UNDER OARS**

*See Inside Front Cover, Figures 5 Through 8.*

NOTE: A SAIL VESSEL UNDER MACHINE POWER AND SAILS IS CONSIDERED A POWER-DRIVEN VESSEL

### **International and Inland**

1. A sailing vessel of less than 20 meters (65'7") in length shall exhibit navigation lights shown in either Figures 5, 6 or 7.
2. A sailing vessel of 20 meters (65'7") or more in length shall exhibit navigation lights shown in either Figure 5B or 6A.
3. A sailing vessel of less than 7 meters (22'10") in length shall, if practicable, exhibit those lights prescribed for sailing vessels, but if she does not, she shall have ready at hand an electric torch or lighted lantern showing a white light which shall be exhibited in sufficient time to prevent collision. *(See Figure 8).*
4. A vessel under oars may display those lights prescribed for sailing vessels, but if she does not, she shall have ready at hand an electric torch or lighted lantern showing a white light which shall be exhibited in sufficient time to prevent collision. *(See Figure 8).*



## **LIGHTS USED WHEN ANCHORED**

### **International & Inland**

Power-driven vessels and sailing vessels at anchor must display anchor lights. Vessels less than 7 meters in length shall not be required to display anchor lights unless anchored in or near a narrow channel, fairway or anchorage, or where other vessels normally navigate. An anchor light is a white light visible for 2 miles and displayed where it can best be seen for 360 degrees.

A vessel less than 20 meters in inland waters when at anchor in a special anchorage area designated by the Secretary of Transportation, shall not be required to exhibit an anchor light.

NOTE: See inside front cover for a range and degree of visibility of lights.

## **FOUND VESSELS**

1. Any person finding, recovering or coming into possession of any vessel other than through normal purchase, loan, rental, charter or gift shall notify the New Jersey State Police, Marine Law Enforcement station in their area, in writing, within 72 hours.
2. The notification shall include a description of the vessel and the specific location where it was found or recovered.

## **BOATING ACCIDENTS/DUTIES IN CASE OF ACCIDENTS**

As required by the Navigational Rules International-Inland, if you are involved in a boating accident, you are required to

render any assistance necessary to any of the people involved in the accident as long as you can do so without causing any further injuries or damage to any of the people or vessels involved. Also, you shall supply the operator of the other vessel and any people that were injured in the accident with your name and address as well as your vessel information.

If the accident that you are involved in results in property damage in excess of \$2,000, injury or the death or disappearance of a person, you and the other operator are required to file a full description of the accident with the New Jersey State Police, Marine Law Enforcement station in the area where the accident occurred. The full description will also include any forms provided to you by the New Jersey State Police.

If you are involved in a boating accident on the waters of the State of New Jersey, which includes up to three (3) nautical miles offshore, in which death or disappearance of a person occurs, you must report the accident without delay to the New Jersey State Police, Marine Law Enforcement station in the area where the accident occurred. All other boating accidents that result in personal injury or property damage in excess of \$2,000 must be reported within ten (10) days to the New Jersey State Police, Marine Law Enforcement.

## **SPEED**

1. No person shall operate a power vessel or allow a power vessel to be operated where the speed may cause danger of injury to life or limb or damage to property. The speed of every power vessel shall be regulated to avoid risk of damage, or injury by any means, from the power vessel's wake.
2. All power vessels shall reduce their speed to slow speed when passing:

- a. Any marina, pier, dock or wharf at a distance of 200 feet or less.
  - b. Work barges or floats while actually engaged in construction.
  - c. Through bridge openings of 400 feet or less.
  - d. Through lagoons, canals or confined areas of less than 200 feet in width.
  - e. Vessels not under command.
  - f. Emergency vessels displaying flashing or rotating lights.
3. "Slow Speed" is defined as speed at which a power vessel moves through the water and is able to maintain minimum headway in relation to vessel or structure being passed.
  4. All power vessels in a marked "Slow Speed/No Wake" area shall move only at a no wake speed and not on plane. "No Wake Speed" shall mean speed at which a power vessel moves through the water maintaining minimum headway and producing minimum wake possible.
  5. The operator of any vessel is responsible for any damage caused from the wake of the vessel.

## **OPERATING A VESSEL UNDER THE INFLUENCE OF INTOXICATING LIQUOR, DRUGS OR NARCOTICS**

You are not permitted to operate a vessel while under the influence of intoxicating liquor, a narcotic, hallucinogenic or habit-producing drug or with a blood alcohol concentration of 0.08% or more. Furthermore, if you are the owner of a vessel or are in control of a vessel, you cannot allow someone else who is under the influence of intoxicating liquor, a narcotic, hallucinogenic or habit-producing drug, or who has

a blood alcohol concentration of 0.08% or more, to operate the vessel.

If your blood alcohol concentration is 0.08% or higher but less than 0.10%, you will face a fine of not less than \$250 nor more than \$400. You will also lose the privilege to operate a vessel on the waters of this State for a period of 12 months from the date of conviction along with the forfeiture of your driver's license, which will be forwarded to the Director of the Motor Vehicle Commission, for a period of three (3) months.

If your blood alcohol concentration is 0.10% or higher, or if you operate a vessel while under the influence of a narcotic, hallucinogenic, or habit-producing drug, or you permit another person who is under the influence of an intoxicating liquor, a narcotic, hallucinogenic, or habit-producing drug to operate a vessel, you will be subject to a fine of not less than \$300 nor more than \$500. You will also lose the privilege to operate a vessel on the waters of this State for a period of one (1) year from the date of conviction along with the forfeiture of your driver's license, which will be forwarded to the Director of the Motor Vehicle Commission, for a period of seven to twelve months.

If you are found guilty of a second offense, you will face a fine of not less than \$500 nor more than \$1,000 as well as the performance of community service for a period of 30 days and imprisonment for a term not less than 48 hours nor more than 90 days, which shall not be suspended nor served on probation. You will also lose the privilege to operate a vessel on the waters of this State for a period of two (2) years from the date of conviction along with the forfeiture of your driver's license, which will be forwarded to the Director of the Motor Vehicle Commission, for a period of two (2) years.

If you are found guilty of a third or subsequent offense, you will face a fine of \$1,000 as well as imprisonment for a term of not less than 180 days except that the court can lower this for each day that community service is performed up to 90 days. You will also lose the privilege to operate a vessel on the waters of this State for a period of ten (10) years from the date of conviction along with the forfeiture of your driver's license, which will be forwarded to the Director of the Motor Vehicle Commission, for a period of ten (10) years.

After conviction of operating under the influence, a person must also complete a boating safety course approved by the Superintendent of State Police, which shall be completed prior to restoration of the privilege to operate a vessel.

In the event that a person convicted under this section is the holder of any out-of-state motor vehicle driver's license, the court shall not collect the license but shall notify the Director of the Motor Vehicle Commission, who shall, in turn, notify appropriate officials in the licensing jurisdiction. The court shall, however, revoke the nonresident's driving privilege to operate a motor vehicle in this State.

A person who operates a power vessel or a vessel which is 12 feet or greater in length on the tidal or non-tidal waters of this State shall be deemed to have given their consent to the taking of samples of their breath for the purpose of making chemical tests to determine the content of alcohol in their blood, except that the taking of samples shall be made in accordance with the provisions of this amendatory and supplementary act and at the request of the New Jersey State Police or a law enforcement officer who has reasonable grounds to believe that the person has been operating a vessel in violation of the provisions of the act.

A judge shall revoke the right of a person to operate a power vessel or a vessel which is 12 feet or greater in length, if after being arrested for a violation of operating under the

influence, the person refuses to submit to the chemical test provided for in section 7 of this amendatory and supplementary act when requested to do so. The revocation to operate a vessel shall be for one year, and a motor vehicle for seven to twelve months, unless the refusal was in connection with a second offense, in which case the revocation period shall be for two years for both vessel and vehicle. If the refusal was in connection with a third or subsequent offense, the revocation shall be 10 years for both vessel and vehicle. The court shall also fine a person convicted under this section not less than \$250 or more than \$500. In addition to any other requirements provided by law, a person convicted under this section shall be required after conviction to complete a boating safety course from a list approved by the Superintendent of State Police prior to the restoration of the privilege to operate a vessel.

## **RECKLESS OR CARELESS OPERATION FORBIDDEN**

No vessel shall be operated in a reckless or careless manner. Reckless or careless operation shall include operating any vessel in a manner which unnecessarily interferes with the free and proper use of any waters, or unnecessarily endangers other craft therein or the life or limb of any person upon any craft or in the water. This also includes, but is not limited to, exceeding manufacturer capacity plate specifications.

## **PERSONAL WATERCRAFT**

For the purpose of this act, “Personal Watercraft” means a power vessel less than sixteen feet long which:

- a. Is designed to be operated from a sitting, standing or kneeling position;

- b. Is equipped with an internal combustion engine which powers a water jet pump; and
- c. Cannot be operated in a manner so as to disengage the pump so as to prevent the vessel from making headway.

In addition to all other requirements of a power vessel, the following rules apply to the use of a personal watercraft on the waters of this State.

- A. A person shall not operate a personal watercraft during the hours between sunset and sunrise or during times of restricted visibility.
- B. A person shall not operate a personal watercraft in the Point Pleasant or Cape May canals.
- C. A personal watercraft shall at all times proceed at a safe speed so that the operator can take proper and effective action to avoid collision and to stop within a safe distance appropriate to the prevailing circumstances and conditions.
- D. A person shall not operate a personal watercraft in such manner so as to become airborne or completely leave the water while crossing the wake of another vessel within 100 feet of the vessel creating the wake.
- E. A person shall not operate a personal watercraft within 50 feet of a bathing beach that has its boundaries marked by buoys or signs.

A person shall not operate a personal watercraft above idle speed within 50 feet of a shoreline or 50 feet from a person in the water.

The operator of a personal watercraft designed to accommodate three or more persons shall be permitted to tow a water skier provided that the personal watercraft has the capacity to allow one of the persons to face the stern of the personal

watercraft for the purpose of tending to a ski rider, and that the person tending to the ski rider shall be present during the towing of the ski rider. (See *Waterskiing* below.)

Any person operating a personal watercraft and any passenger on a personal watercraft shall at all times, when the personal watercraft is in operation, wear a United States Coast Guard Approved Type I, II, III or V Hybrid Personal Flotation Device.

The operator of any vessel equipped with a lanyard cut-off switch shall wear the safety switch lanyard at all times when the vessel is in operation.

## **WATERSKIING**

1. All operators of power vessels underway and towing ski or aquaplane riders must:
  - A. Keep at least 200 ft. from any wharf, marina, dock, pier, bridge, structure, abutment, or persons in the water
  - B. Keep 100 ft. distance from any other craft, shore, aid to navigation or mooring
2. Have a competent observer on board (wide angle mirror not accepted).
3. Towlines shall not be less than 35 ft. nor more than 75 ft. in length.
4. Waterskiing, aquaplaning or towing of skiers or aquaplanes will be permitted only from sunrise to sunset.
5. All skiers shall wear a United States Coast Guard Approved Type I, II, III or Type V Hybrid Personal Flotation Device.



6. The term “waterskiing” means anything with a rider, being towed by a power vessel by means of a tow rope, tow line or training boom, except another vessel being towed.
7. All ski boats shall display a signal pennant which shall be orange in color and triangular in shape and not less than 12 inches in any dimension.
8. The pennant shall be displayed at least four feet above the highest structure on the boat during each of the following activities;
  - A. While pulling or retrieving a skier
  - B. While a skier is in the water; or
  - C. While a tow line is in the water.
9. A person shall not display the pennant at any other time other than while conducting any of the activities described above in number 8.

## **SKIN DIVING**

1. Any person while diving shall mark their position with a buoyed flag approved by the Boat Regulation Commission.
  - a. The flag shall be displayed so it is visible all around the horizon; from a buoy, float, boat or other floating object.
  - b. The flag shall be a minimum of fourteen (14) inches by sixteen (16) inches, shall be rigid to enhance visibility and shall be a red background with a white diagonal stripe running from one corner to the other.
2. No person may operate a vessel within 50 feet of a buoyed flag.

3. No person shall display a flag at times other than when diving is in progress.
4. No person may swim or dive in a narrow, confined or improved channel or in a marked fairway, under a bridge or impede, obstruct or interfere with passage of watercraft therein.
5. No diver shall surface more than 25 feet from their buoyed flag except in an emergency.

## **WATERCRAFT NOISE CONTROL**

1. No person shall operate or give permission for the operation of any vessel or watercraft capable of emitting noise totaling in excess of 90 dba in or upon waters of this State,
2. The Noise Emission Test shall be made with a sound level meter at a distance of not less than 4 feet above the water at a point where the transom, gunwale and port or starboard gunwale intersects.
3. Vessel being tested shall operate its engine, or in the case of multiple engines, all engines shall operate together at the lowest throttle settings in neutral gear.
4. Personal watercraft, jet boats and vessels with no neutral gear shall operate at lowest throttle setting with minimum or no headway motion.
5. Any person who fails to comply with directive to submit to a noise emissions test as described above shall be subject to prosecution and shall be ordered to immediately return the vessel to its mooring and cease operations.
6. The noise limitation provisions shall not apply to vessels registered and actually participating in racing events or test periods for such events authorized by the New Jersey State Police, Marine Law Enforcement.

## **RACING**

1. The operator/owner of an unregistered racing vessel, wishing to test run the vessel in preparation for competition in an authorized race within the State of New Jersey, must first obtain a race test permit by applying at the nearest New Jersey State Police, Marine Law Enforcement station.
2. No vessel shall move across or around the course of an authorized race or regatta so as to create a water condition which shall unnecessarily endanger the life, limb or craft of those competing in the race or regatta.

## **RACE TEST PERMITS**

1. Before any race boat is tested, the operator shall secure a race test permit from the New Jersey State Police, Marine Law Enforcement station in that area.
2. Before the permit is issued, the applicant shall give to the Marine Law Enforcement station a statement which shall include the following:
  - a. Name and address of the operator;
  - b. Type and description of the boat;
  - c. The name and address of the boat owner;
  - d. The date and location of the next race in which the operator will compete;
  - e. Any other information deemed necessary by the Marine Law Enforcement Station Commander or his representative.
3. From May 15 through October 1, there shall be no race tests permitted on any Saturday, Sunday or holiday.

4. All race tests shall be limited to a total test period of twenty (20) minutes on the water.
5. No operator shall be permitted more than five race tests in any seven day period.
6. No boat shall be tested more than five times in any seven day period.
7. The provisions of paragraphs 3, 5 and 6 of this subsection shall not apply on a body of water in the three day period immediately preceding a race on that body of water. Testing on days of sanctioned racing may be subject to such restrictions as may be imposed by the United States Coast Guard or the New Jersey State Police, Marine Law Enforcement.
8. The Station Commander or his designee, of the nearest New Jersey State Police, Marine Law Enforcement station, is authorized to deny or cancel any permit for the reasons of boat traffic, poor weather, confined area or other valid reason.

## **LOADING YOUR BOAT**

There are several things that should be remembered when loading a boat; distribute the load evenly; don't stand up in a small boat; don't overload; and consult the "U.S. Coast Guard Capacity Information Plate."

## **WATER POLLUTION AND THE RECREATIONAL BOATER**

The Federal Refuse Act of 1899 prohibits the throwing, discharging or disposing of any refuse matter of any kind (including trash, garbage, oil and other liquid pollutants) into the waters of the United States to the distance of three miles from the coastline. The Federal Water Pollution Control Act,

as amended, prohibits the discharge of oil or hazardous substances in quantities which may be harmful into U.S. navigable waters, the contiguous zone and waters within 200 miles. Federal regulations issued under the Federal Water Pollution Control Act, as amended, require that:

No person shall put or place into, turn into or place where it can run, flow, wash or be emptied into or where it can find its way into any fresh or tidal waters, within the jurisdiction of this state, any petroleum products, debris, hazardous, deleterious, destructive or poisonous substance of any kind.

Vessels 26 feet in length and over must have posted a placard at least 5 by 8 inches, made of durable material, fixed in a conspicuous place in the machinery spaces, or at the bilge and ballast pump control station, stating the following:

## **DISCHARGE OF OIL PROHIBITED**

The Federal Water Pollution Control Act prohibits the discharge of oil or oily waste into or upon the navigable waters of the United States or the waters of the contiguous zone if such discharge causes a film or sheen upon, or discoloration of, the surface of the water, or causes a sludge or emulsion beneath the surface of the water. (See 33 CFR 155.440)

## **CHAPTER 4**

### ***For Your Protection***

#### **SECURITY AFLOAT**

Theft is often committed by relatively unskilled amateurs who strike where they have an easy opportunity. You can defend against this type of crime by becoming security conscious and by practicing the common sense prevention measures recommended.

##### **MARK IT:**

The property marking program known as OPERATION IDENTIFICATION is one of the basics in preventing crime. Engrave the letters NJ DL which means New Jersey Drivers License, followed by your drivers license number onto all of your valuable equipment. This number will be solid evidence of possession of stolen property, and will greatly aid the police as this number can be checked.

##### **RECORD IT:**

Make a complete inventory of your marine equipment, boat and trailer. List all electronic gear, binoculars, outboard motors, etc. by brand, model and serial number. If your boat was built since 1972, it has a hull number, which also should be recorded. If you have a trailer note the license number.

Keep this inventory at home and keep a copy hidden on your boat for quick reference in case you find something missing. Photograph your boat from several different angles and keep the prints at home, along with a copy of your boat registration.

##### **STORE IT SAFELY:**

Outboard motors, especially the larger ones may be impractical to remove. You can make them somewhat more secure, however, by adding an outboard lock. While these devices can be pried off, the time and noise will make it more trouble than it's worth for many thieves.

Boats on trailers are easy crime targets if thieves can just

hitch up and drive away. Here are several ways that you can help prevent that.

- \* If possible, store the boat and trailer in a locked garage, secured boat-storage facility, or mini-storage stall.
- \* Keep the boat well inside your yard, preferably out of sight.
- \* If possible, turn the trailer around so that it noses **in** instead of **out**.
- \* In a carport or driveway, park a vehicle in front of the trailer, blocking easy removal.
- \* For any type of outside storage, remove at least one wheel from the trailer.
- \* Use a high security chain and quality lock to secure the boat and trailer to a fixed object, such as a tree or post
- \* No matter how you store your trailer, get a trailer hitch lock.

### **MAIN HATCH:**

Marine dealers carry special exterior hatch locks. Hinges and hatches are another weak point. You may be able to add or substitute hinges for improved security.

### **FORWARD HATCH:**

Special interior hatch fasteners, or even a pad lock can be added.

When buying and installing any type of security equipment, use high quality locks and equipment. Substitute long screws for short screws whenever possible.

**REMEMBER:** A lock is not a lock unless you lock it.

Anytime you are away from your boat, close the drapes if you have them so people can not “window shop.”

Get to know your boating neighbors and their families. Agree to keep an eye out for each other’s property.

### **LIVE ABOARDS:**

Live aboards are obviously very helpful in spotting suspicious activities.

**LIGHTING:**

Adequate lighting is essential for observation at night. If lighting at your moorage isn't good, suggest that management improve it.

**BACK IN:**

Your neighbors can keep a better eye on your boat if it's possible for you to back the boat into your slip. This also makes it more risky for potential thieves who arrive by water.

**GATE SECURITY SYSTEM:**

A good theft deterrent at moorage is a gate security system. The security it provides outweighs the minor inconvenience. Gate security depends on the boaters closing the gate behind them and not opening the gate for unauthorized people.

**REPORT STOLEN BOATS AND EQUIPMENT**

If your boat or equipment is stolen, report it immediately to the nearest police department. Use your inventory records to give them specific, complete information on what was taken. Patrols may come in contact with the thief on the water with your equipment, but if you failed to report the theft, the thief may get away with your equipment.

**BARGAIN DEALS**

Be wary of anyone offering you marine equipment at a price which is far below the fair market value, as it may be stolen. If you are offered one of these good deals, report it to the nearest police department. They may be able to check on the equipment to determine if it is stolen.

**FLOAT PLAN**

Complete the following page before going boating and leave it with a reliable person who can be depended upon to notify the New Jersey State Police, Marine Law Enforcement station in your area should you not return as scheduled. Do not file this plan with the New Jersey State Police, Marine Law Enforcement.



**NEW JERSEY STATE POLICE  
MARINE LAW ENFORCEMENT FLOAT PLAN**

Name of person reporting overdue \_\_\_\_\_

Address of person reporting \_\_\_\_\_

Phone Number \_\_\_\_\_ Cell Phone Number \_\_\_\_\_

Registration Number \_\_\_\_\_ Length \_\_\_\_\_

Make \_\_\_\_\_ Type \_\_\_\_\_

Hull Color \_\_\_\_\_ Deck Color \_\_\_\_\_

Distinguishing Features \_\_\_\_\_

\_\_\_\_\_

\_\_\_\_\_

Name of Operator \_\_\_\_\_ Age \_\_\_\_\_

Address \_\_\_\_\_

Phone Number \_\_\_\_\_ Cell Phone Number \_\_\_\_\_

Medical Concerns \_\_\_\_\_ Operator's Experience \_\_\_\_\_

Name, age, address and phone number of other persons onboard \_\_\_\_\_

\_\_\_\_\_

\_\_\_\_\_

Radio, ☐ Yes No ☐ Transmitter, ☐ Yes No ☐

Frequencies \_\_\_\_\_

Departed From \_\_\_\_\_ Time \_\_\_\_\_

Trip Activity (intentions) \_\_\_\_\_

En route to \_\_\_\_\_

Estimated time of arrival \_\_\_\_\_

Equipment on Board, PFD's, Flares, Anchor \_\_\_\_\_

\_\_\_\_\_

Auto Color, Make, Year and where parked \_\_\_\_\_

\_\_\_\_\_ License # \_\_\_\_\_

## **MARINE RADIO INFORMATION**

Boaters seeking information or emergency assistance, contact:

New Jersey State Police  
Marine Law Enforcement  
(Closest station to your position)

Call Channel

**Channel 16, VHF Marine Band, Emergency  
Channel**

\*Cell phones can also be very useful, however, other boaters in the area will not be able to hear your call for help. Keep in mind that you will lose reception quickly when on the water. Call 911 or one of the Marine Law Enforcement stations from the phone list on page 46.

## **BOATING SAFETY EDUCATIONAL PROGRAM**

The New Jersey State Police Marine Services Bureau conducts safe boating programs annually. These programs are presented in schools during the winter months throughout the state. This program is free to those schools requesting this service.

For this and other presentation requests, contact:

New Jersey State Police  
Marine Services Bureau  
PO Box 7068  
West Trenton, NJ 08628-0068

609-882-2000, ext. 6173

# **EQUIPMENT CHECKLIST**

- ☐ 1. Valid Registration
- ☐ 2. Registration number properly displayed
- ☐ 3. Validation decals properly displayed
- ☐ 4. Required lights
- ☐ 5. Flame arrester properly installed (where required)
- ☐ 6. Personal flotation devices (wearable)
- ☐ 7. Personal flotation device (throwable)
- ☐ 8. Horn or whistle
- ☐ 9. Bell (where required)
- ☐ 10. Adequate bilge ventilation
- ☐ 11. Approved unexpired visual distress signals
- ☐ 12. Approved fire extinguishers
- ☐ 13. Operator's License (non-tidal water only)
- ☐ 14. Float plan
- ☐ 15. Boating Safety Certificate (when required)
- ☐ 16. Food/Water
- ☐ 17. Warm/Dry Clothes

# NEW JERSEY STATE POLICE

## MARINE LAW ENFORCEMENT STATIONS

To best serve the public, the New Jersey State Police Marine Services Bureau has operational stations located strategically throughout the state in or near heavy boating areas as follows:

### **New Jersey State Police Headquarters**

P.O. Box 7068  
West Trenton, NJ 08628-0068, (609) 882-2000  
Attn.: Marine Services Bureau

### **Atlantic City Station**

12 North Rhode Island Avenue  
Atlantic City, NJ 08401, (609) 441-3586

### **Bivalve Station**

2669 Ogden Avenue  
Port Norris, NJ 08349, (856) 785-1330

### **Burlington Station**

601 East Pearl Street  
Burlington City, NJ 08016  
(609) 387-1221

### **Lake Hopatcong Station**

P.O. Box 341, Espanong Road  
Lake Hopatcong, NJ 07849  
(973) 663-3400

### **Monmouth Station**

1250 Ocean Avenue  
Sea Bright, NJ 07760  
(732) 842-5171

### **Newark Bay Station**

400 Corbin Street  
Port Newark, NJ 07114, (973) 578-8173

### **North Wildwood Station**

Chestnut and Central Avenues  
North Wildwood, NJ 08260, (609) 522-0393

### **Ocean Station**

2 Point Drive  
Waretown, NJ 08758, (609) 693-8371

### **Point Pleasant Station**

2001 Loveland Place  
Point Pleasant, NJ 08742, (732) 899-5050

