

I just
bought
a boat...

Now what?



This brochure highlights boat titling and registration requirements in Oregon. For coverage of other Oregon boating laws, please consult the *Oregon Boater's Handbook*.

The Marine Board is the state agency responsible for the titling and registration of recreational boats, development and maintenance of public boating facilities, and for safety education and law enforcement on the water.

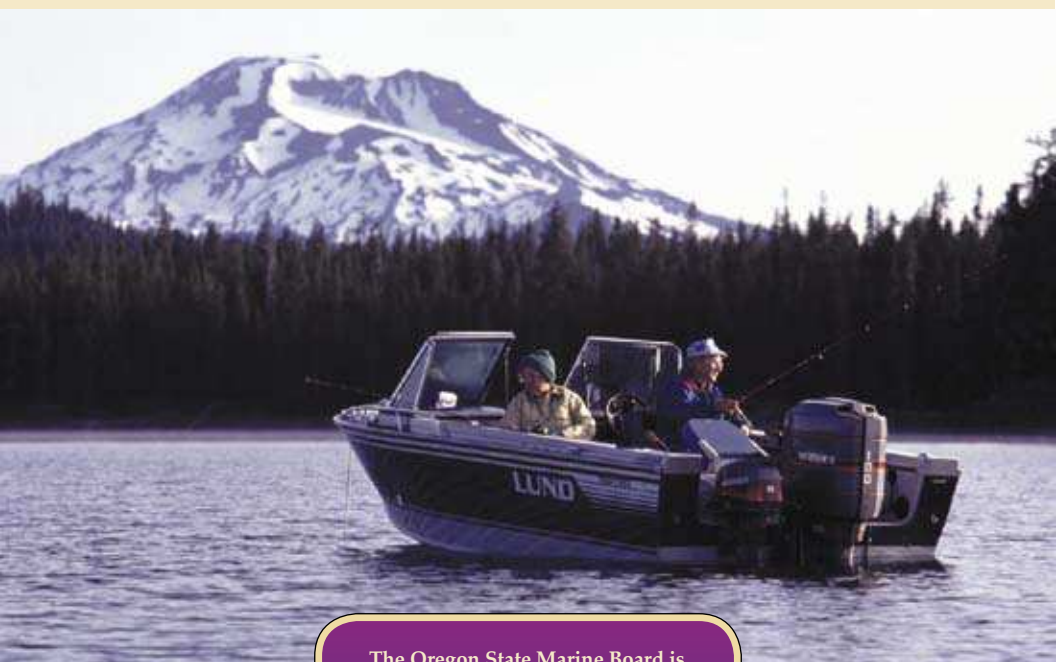
As part of its effort to promote boating safety, the Marine Board has a variety of publications available covering everything from coastal boating to boat facility locations.

For additional information or questions:

Call the **Marine Board at (503) 378-8587**.

Visit our web site at: <http://www.osmb.state.or.us>

or send an e-mail to: marine.board@state.or.us



The Oregon State Marine Board is

Oregon's Boating Agency...

Dedicated to Safety, Education and
Access in an Enhanced Environment.



Which Boats Must Be Registered

All motorboats must be titled and registered in Oregon regardless of their size, construction, or type and size of motor. This includes inflatable rafts with motors, personal watercraft such as Jet Skis, and Sailboats 12 feet and longer. If it has a motor, it needs to be titled and registered.

Documents

You can print applications for title and registration from our website and find a list of Marine Board Agents: www.osmb.state.or.us or call the Marine Board at (503) 378-8587.

Many boat dealers statewide are also agents who can issue you a temporary permit when you apply for title and registration for a small fee. The temporary permit is valid for 60 days and allows use of your boat right away. You must carry

your temporary permit on board while boating until you receive your Certificate of Number (registration card).

If you bought your boat from a private party, you can apply for title and registration with one of the agents and receive a temporary permit or mail a completed Application for Boat Title, with fees, to the Marine Board. Our office hours are Monday through Friday 8:00 am to 5:00 pm.

For more detailed information, please refer to the “Questions and Answers” section.

Once the Application for Boat Title has been completed by the Marine Board, the boat owner will receive a Certificate of Title (title) and Certificate of Number (registration card) and if applicable, registration decals. New boats will be assigned an OR# and issued registration decals.

Registration

The Certificate of Number (registration card) and decals are issued on a two-year calendar year basis. The expiration date is December 31 of the year indicated. Renewal notices are mailed to boaters in November of the year their decals expire. You may renew in any of the following ways:

- Online at www.boatoregon.com
- By mail. Enclose the required fees and your OR#, renewal notice or expired Certificate of Number (registration card) to the Marine Board.
- At one of the statewide agents, Submit your renewal notice, expired Certificate of Number (registration card), Marine Board database printout or a copy of your Certificate of Title with the required fees.

Renewing early is to your advantage. You'll receive your Certificate of Number (registration card) and decals before the boating season starts!





Registration

Fees support boating programs such as marine law enforcement, education and safety programs, and facilities. The following is a fee schedule for certificate of number (valid for two calendar years) and boat title.

Certificate of Number (registration)

Registration is \$3 per foot (*rounded up) for the following boats in use in Oregon waters. “In use” means any boat in the water, moving or moored.


- Sailboats 12 feet and longer
- All motorized boats
- *Example: 17 ft. 3 in. = 18 ft. (times \$3/ft.) = \$54
- Duplicate Certificate of Number and/ or Decal..... \$10

Certificate of Title

- New boat title or title transfer \$30
- Lost title with change of owner \$30
- Lost title no change of owner \$15

When the ownership of an Oregon boat changes, documents for title transfers must be received by the board or an agent within 30 days of the date of purchase indicated by the date of release by the previous owners. Title transfer requests received after the 30-day period incur a \$25 penalty fee.





Questions & Answers

Question

I just bought a boat. What do I do?

Answer

If the boat is new, you need to complete an *Application for Boat Title* and submit the original *Manufacturer's Statement of Origin (MSO)* and required fees to the Marine Board or a registration agent.

If you buy a used boat from a private party, and the boat was previously titled and registered in Oregon, the seller should provide an *Oregon Certificate of Title*. All owners listed on the face of the title must sign and date their release of interest in the boat.

If the boat was previously registered in a state that doesn't issue titles, submit an *Application for Boat Title*, the bill of sale and the previous owner's registration card to the Marine Board or a registration agent.

If the boat you purchased comes from a state that issues titles, submit the signed title, a completed *Application for Boat Title* and the required transfer fees to the Marine Board or a registration agent.

Question

Does my boat need to be inspected first?

Answer

Some boats in Oregon are required to be inspected by a marine law enforcement officer before they can be titled and registered. Including home built boats and all boats never titled or registered in Oregon or any other state. Excluded are newly manufactured boats with an MSO of boats titled in another state if the title accompanies the application for Oregon title. If documentation submitted shows an incorrect hull number, the boat will require a HIN inspection.

The inspection focuses on the hull identification number (HIN). The Marine Board determines whether your boat needs to be inspected upon receiving your Application for Boat Title. If so, the board will notify you in writing and will provide you with a list of contacts for the inspection. After the HIN inspection is completed, you will receive a *HIN Inspection Certificate*. You must return the certificate directly to the Marine Board along with the notification letter.

Question

Do I need a license to drive my boat?

Answer

While not technically a license, powerboat operators are required to carry a Mandatory Boater Education Card when operating boats greater than 10 hp. The card shows you have taken and passed a boating safety course. Unlike a license, the card never needs to be renewed and cannot be taken away. Youth 12-15 also need a boater education card when operating boats 0-10 hp alone. When operating boats greater than 10 hp, youth must be supervised by a card-holding adult, 16 or older. Please check the website for complete information and details. www.boatoregon.com

When Do I Need My Card?

Year	Your Age
2003	30 and younger
2004	40 and younger
2005	45 and younger
2006	50 and younger
2007	60 and younger
2008	70 and younger
2009	All boaters



Question


How do I display my decal and numbers?

Answer

The registration number assigned by the board must be obtained by the owner and attached to or painted on each side of the forward half of the boat (usually on the bow), and above the waterline. On a flared bow the number should be placed on some part of the forward half of the vessel where it can easily be read. Registration numbers and letters must be in a color that will contrast with the hull. They must be plain (not script) and vertical (not slanted). No other numbers or letters can be displayed nearby if they will interfere with the identification of the vessel by its state number.

The registration decals, renewed every two years,

must be placed on each side of the vessel, 3 inches aft (toward the stern) of, and directly in line with the registration number. Only the current decals should be displayed. The same requirements apply to personal watercraft (PWC). Place your numbers on the most vertical surface above the PWC's bumper line for legal visibility.



This diagram details the required spacing and placement of boat registration decals and number.

question

I lost my title. How do I get another?

answer

Complete an *Application for Lost Boat Title* and submit it to the Board with the required fees. All persons listed on the front of

the title, including lienholders, must sign that the title is lost. These signatures must also be notarized.

question

Can the Marine Board license my trailer?

answer

No. Oregon law requires a 2-year trailer license when the gross weight of the trailer, boat and motor exceeds 1,800 pounds.

You can obtain your trailer license from the Motor Vehicles Division (DMV).



Question

I've had my boat for a number of years and never titled it. How can I obtain one now?

Answer

To title your boat, complete an *Application for Boat Title*. You'll also be required to furnish proof of ownership. If you have the bill of sale or the *Manufacturer's Statement of Origin (MSO)*, send it to the board or an agent with a statement explaining why the boat has not been titled or registered.

If you no longer have a bill of sale or *MSO*, send a completed *Boat History Form*. Forms are available from agents or our website. Include how the boat was acquired, how long you have owned the boat and whether it has previously been registered or titled in any state.



This is the certificate of number card that must be carried on board when boating.



Question

What is the difference between the boat registration number and the hull identification number (HIN)?

Answer

The registration number is similar to a car's license plate number and is issued upon initial titling. The HIN is similar to a car's vehicle identification number and identifies the manufacturer, serial number and date of certification (construction). Certain U.S. Coast Guard safety standards are required to be built into a boat based on date of certification.

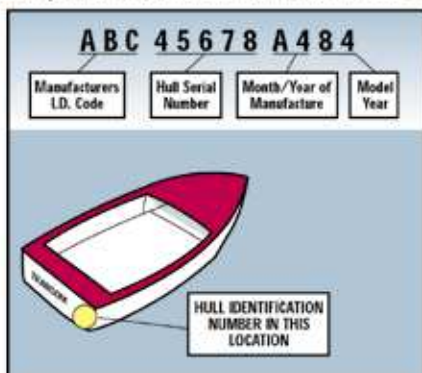
All boats manufactured after November 1, 1973, must have the HIN permanently displayed on the upper right-hand corner of the boat's transom (back end) and affixed in accordance with Coast Guard regulations before being sold in Oregon.

Both the HIN and registration numbers must be on the boat. They serve as a deterrent to theft and the Marine Board uses them to help

locate stolen or missing boats.

The HIN on the boat must match the numbers on the title and registration. Altered, improper or missing HINs may be cause for seizure by marine enforcement officers. Let the Marine Board know if you suspect a problem with the HIN on your boat.

HIN (Hull Identification Number)



The HIN should be affixed to the upper right-hand corner of the transom (back-end).

Question

I just bought a boat that has numbers, but the seller didn't have the title. What do I do?

Answer

Contact the Marine Board to obtain the name and last known address of the owner of record. Complete an *Application for Lost*

Boat Title and have all owners of record certify, by notarized signature, that the title is lost and release their interest.

Boat Safe. Boat Sober.

And Remember

Wear Your Life Jacket!



Printed on Recycled Paper
250-405-7-07