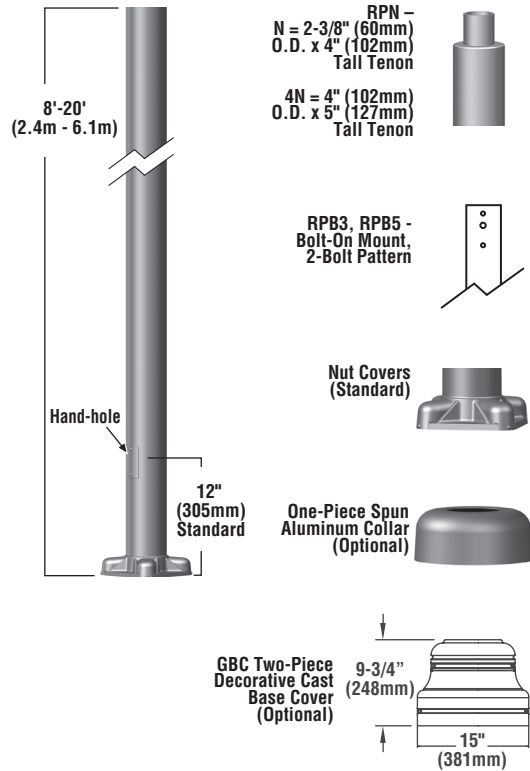


ALUMINUM ROUND POLES

DIMENSIONS



POLE SHAFT - The pole shaft is extruded from seamless alloy aluminum. On tenon mount poles, tenon is of high-strength pipe. Tenon N option is 2-3/8" O.D. x 4" tall. Tenon 4N option is 4" O.D. x 5" tall. Aluminum round poles are 4" and 5" in diameter.

HAND HOLE - Covered and gasketed 2" x 4" non-reinforced hand-hole is located 12" above bottom of pole base. For pole with greater EPA rating, reinforced hand hole is available as an option; consult factory. Optional festoon for GFI receptacle (with or without GFI Kit supplied) is available. Minimum height for location of festoon is 18" above standard hand hole.

BASE - Pole base is cast from 356 alloy aluminum. Completed assembly is heat-treated to a T6 temper. Aluminum nut covers are included with anchor base.

BASE COVERS - Aluminum nut covers are included with anchor base. Optional two-piece decorative die-cast aluminum (GBC) base covers or optional one-piece spun aluminum collars are available. Must be ordered separately.

ANCHOR BOLTS - Set of four anchor bolts conform to ASTM F1554 Grade 55. Each bolt is provided with two hex nuts and two flat washers. Bolts have an "L" bend on one end and are galvanized a minimum of 12" on the threaded end.

GROUND LUG - Ground lug is standard.

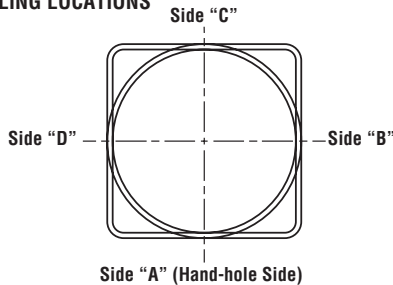
GROUND FAULT CIRCUIT INTERRUPTER - Ground fault circuit interrupter kit is optional. Pole Preparation (festoon) with GFI Kit must be ordered. Specify location in feet above base of pole and side orientation. Minimum height for location of festoon is 18" above standard hand hole.

FINISHES - Baked-on polyester-powder finish provides one year limited warranty.

DETERMINING THE LUMINAIRE/POLE COMBINATION FOR YOUR APPLICATION:

- Select luminaire from luminaire ordering information
- Select bracket configuration if required
- Determine EPA value from luminaire/bracket EPA chart
- Select pole height
- Select MPH to match wind speed in the application area (See windspeed map).
- Confirm pole EPA equal to or exceeding value from note above
- Confirm total luminaire/bracket weight does not exceed maximum weight shown in chart below
- Consult factory for special wind load requirements and banner brackets

DRILLING LOCATIONS



Sides	A	B	C	D
Hand-hole	X			
Single	X			
D180°		X		X
D90°	X			X
T90°	X	X		X
TN120°	X			X
Q90°	X	X	X	X

*Other two locations will be 120° to the left and right side of A.

POLE SELECTION CHART: 4" (102mm) and 5" (127mm) aluminum round poles

Height	EPA [†]				Outside Dimensions	Material	Max Weight (lbs) ¹	Bolt Circle	Structure Weight (lbs) ²
	70 MPH	80 MPH	90 MPH	100 MPH					
8' (2.4m)	10.7	7.9	6.0	4.7	4" (102mm)	0.125	75	E	19
10' (3.0m)	8.1	5.9	4.3	3.3	4" (102mm)	0.125	75	E	22
10' (3.0m)	15.4	11.5	8.9	7.1	5" (127mm)	0.125	100	F	27
12' (3.7m)	6.2	4.3	3.0	2.2	4" (102mm)	0.125	75	E	26
12' (3.7m)	12.2	9.0	6.9	5.5	5" (127mm)	0.125	100	F	32
12' (3.7m)	15.5	11.5	8.9	7.1	5" (127mm)	0.156	100	F	38
12' (3.7m)	18.8	14.0	10.9	8.7	5" (127mm)	0.188	100	F	45
14' (4.3m)	4.6	3.0	1.9	1.2	4" (102mm)	0.125	100	E	30
14' (4.3m)	9.7	6.9	5.3	4.1	5" (127mm)	0.125	100	F	36
14' (4.3m)	12.5	9.1	7.0	5.5	5" (127mm)	0.156	100	F	44
14' (4.3m)	15.3	11.2	8.7	6.9	5" (127mm)	0.188	100	F	52
16' (4.9m)	3.2	1.9	1.0	0.5	4" (102mm)	0.125	100	E	33
16' (4.9m)	7.4	5.1	3.8	3.0	5" (127mm)	0.125	100	F	41
16' (4.9m)	9.8	6.9	5.3	4.1	5" (127mm)	0.156	100	F	50
16' (4.9m)	12.2	8.7	6.7	5.3	5" (127mm)	0.188	100	F	58
18' (5.5m)	5.6	3.7	2.7	2.0	5" (127mm)	0.125	100	F	45
18' (5.5m)	7.7	5.2	3.9	3.0	5" (127mm)	0.156	100	F	55
18' (5.5m)	9.7	6.8	5.1	4.0	5" (127mm)	0.188	100	F	65
20' (6.1m)	4.1	2.4	1.7	1.2	5" (127mm)	0.125	100	F	50
20' (6.1m)	5.9	3.8	2.8	2.0	5" (127mm)	0.156	100	F	61
20' (6.1m)	7.6	5.2	3.8	2.9	5" (127mm)	0.188	100	F	72

[†] EPA based on AASHTO LTS-3-94. For applications in Canada, areas using code requirements other than AASHTO LTS-3-94, and for banner brackets, consult factory. Designs are limited to top-mounted and side-mount luminaires. Variations from sizes above are available, consult factory. Satisfactory performance of poles is dependent upon the pole being properly attached to a supporting foundation of adequate design. Refer to EPA information on next page. Maximum luminaire/bracket weight is shown on the above chart.

- 1- Maximum weight of fixtures/brackets to be mounted to pole.
- 2- Structure weight is a nominal value which includes the pole shaft and base plate.

ARRA
Funding Compliant



Project Name _____ Fixture Type _____
Catalog # _____

06/25/15

© 2015
LSI INDUSTRIES INC.

ALUMINUM ROUND POLES

POLE ORDERING INFORMATION

TYPICAL ORDER EXAMPLE: **5RPB5 A188 20 S BRZ**

Pole Series	Material	Height ³	Mounting Configuration	Pole Finish	Options
Bolt-On Mount¹ - See selection guide for patterns and fixture matches. 4RPB3 - 3" Reduced Drilling Pattern 5RPB3 - 3" Reduced Drilling Pattern 4RPB5 - 5" Traditional Drilling Pattern 5RPB5 - 5" Traditional Drilling Pattern	A125 - .125 Aluminum A156 - .156 Aluminum A188 - .188 Aluminum	8' 10' 12' 14' 16' 18' 20'	S - Single/Parallel D180° - Double D90° - Double T90° - Triple TN120° - Triple Q90° - Quad	BRZ – Bronze BLK – Black WHT – White SVG - Satin Verde Green MSV - Metallic Silver	RHH - Reinforced Hand Hol FP - Festoon Outlet Provisic Less GFI Kit ⁵ FPG - Festoon Outlet Provis With GFI Kit ⁵ LAB - Less Anchor Bolts
Tenon Mount - See selection guide for tenon and fixture/bracket matches. 4RPN 5RPN²			N – Tenon Mount 4N - Tenon Mount (Available with 5RPN only. For 4" poles, use 4RPSF below)		
Greenlee Slipfit - Use with Greenlee Lifestyle CH mounting styles. Constitution, Enterprise & Lexington PT single mounting styles ² 4RPSF	Consult Pole Selection Chart on opposite page		*		
Greenlee Universal Bracket¹ (No Drilling) - Use with Lifestyle UCLS and UCLD180 4RPI 5RPI					

FOOTNOTES:

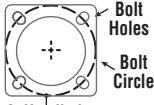
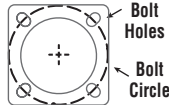
- Standard pole cap provided. Domed Greenlee pole cap will ship with SA4 and SA5 Constitution, Enterprise, and Lexington fixtures, SA Lifestyle fixtures, BK SPT BO, BK MPT BO and UCL brackets.
- For Constitution, Enterprise and Lexington D180° or other mounting configuration styles using BK SPT BO and BK MPT BO accessories, order 4RPB3 or 5RPB3 pole.
- Pole heights will have +/- 2" tolerance.

- Reinforced hand-holes are 2-3/8" x 4" on 4" dia. round poles and 3" x 5" on 5" dia. round poles. Both are located 18" above bottom of pole base.
- Specify location in feet above base of pole and side orientation. Minimum height 18" above standard hand hole.
- Banner Brackets will add EPA to pole.

ACCESSORY ORDERING INFORMATION (Accessories are field installed)

Description	Order Number
4 / 5 GBC - Decorative Base Cover	483859CLR
4RSAC - 4" Round 1-Piece Spun Aluminum Collar	506859CLR
5RSAC - 5" Round 1-Piece Spun Aluminum Collar	506860CLR
BBB - Breakaway Banner Brackets ⁶	Consult Factory ⁶

BOLT CIRCLE

	E	F
	4" (102mm) Round 8-15/16" (226mm) Square Base Plate  0 Handhole 7-1/2" (191mm) Dia. Bolt Circle +/- 3/4" (19mm)	5" (127mm) Round 9-5/8" (244mm) Square Base Plate  0 Handhole 8-5/8" (219mm) Dia. Bolt Circle +/- 7/8" (22mm)
Bolt Circle	7-1/2" +/- 3/4" (191mm +/- 19mm)	8-5/8" +/- 7/8" (219mm +/- 22mm)
Anchor Bolt Size	3/4" dia. x 17" x 3" hook (19mm x 432mm x 76 mm)	3/4" dia. x 17" x 3" hook (19mm x 432mm x 76 mm)
Anchor Bolt Projection	3-1/4" (83mm)	3-1/4" (83mm)
Base Plate Dimensions	8-15/16" sq. x 5/8" thk. (226mm x 16mm)	9-5/8" sq. x 5/8" thk. (244mm x 16mm)

EPA INFORMATION

All poles are guaranteed to meet the EPA requirements listed. Pole manufacturer is not responsible if a pole order has a lower EPA rating than the indicated wind-loading zone where the pole will be located.

CAUTION: This guarantee does not apply if the pole/bracket/fixture combination is used to support any other items such as flags, pennants, or signs, which would add stress to the pole. Pole manufacturer cannot accept responsibility for harm or damage caused in these situations.

NOTE: Pole calculations include a 1.3 gust factor over steady wind velocity. Example: poles designed to withstand 80 MPH steady wind will withstand gusts to 104 MPH. EPA are for locations 100 miles away from hurricane ocean lines: Consult LSI for other areas. Note: Hurricane ocean lines at the Atlantic and Gulf of Mexico coastal areas. For applications in Canada, areas using code requirements other than AASHTO LTS-3-94, and for banner brackets, consult factory.