



BOY SCOUTS OF AMERICA
NATIONAL COUNCIL

DATE: APRIL 15, 2015

TO: National Camping School Participant

H. Roe Bartle Scout Reservation
5525 NE Scout Camp Road
Osceola, MO 64776

May 16 – 22, 2015

FROM: **Joe Carlson, DIRECTOR NATIONAL CAMPING SCHOOL**

Welcome to the 2015 National Camping School at **H. Roe Bartle Scout Reservation** near **Kansas City, MO.**

Your application has been received and on behalf of the camping school faculty, we eagerly look forward to having you with us at **H. Roe Bartle Scout Reservation**. The Council Liaison for this camp school will be **Alan Sanders**. He can be contacted at asanders@bsamail.org.

An Annual medical examination and health record, completed within the past 12 months, is required and must be completed prior to your arrival. Please bring the completed form with you. If you do not have this required form, you will need to obtain one at your own expense prior to beginning class. Cost will likely be a MINIMUM of \$100.

Please plan to arrive between **9:00 a.m.** and **11:00 a.m.** (local time) on **Saturday, May 16, 2015**. Departure will be after breakfast on **Friday, May 22nd**. *All participants who are enrolled in any retraining sections will be able to depart after Noon on May 19th.*

If you are participating in the **Pistol portion of Shooting Sports**, you will have an extra day of class beginning at 9:00 a.m. on **Friday, May 22nd**. You can plan to arrive Thursday evening. Breakfast, lunch, and dinner on Friday are included in your fee.

Complete, correct BSA uniforms are required. The BSA Field Uniform (Scout shorts or long trousers, Scout shirts, Venturing shirts, Scout socks) or the BSA Activity Uniform (Scout shorts or pants with Scouting golf or t-shirts) will be worn at camping school. Complete field uniform is required for evening meals, worship services, campfires, and other formal activities. (See attached Uniform Inspection Sheet.) Housing will be in cabins. **Bedding and linens will not be provided.** The telephone number at **H. Roe Bartle Scout Reservation** is **417-646-8115** in case of emergency. Internet Wifi will be available in the dining hall. Cellular coverage is spotty throughout the camp property.

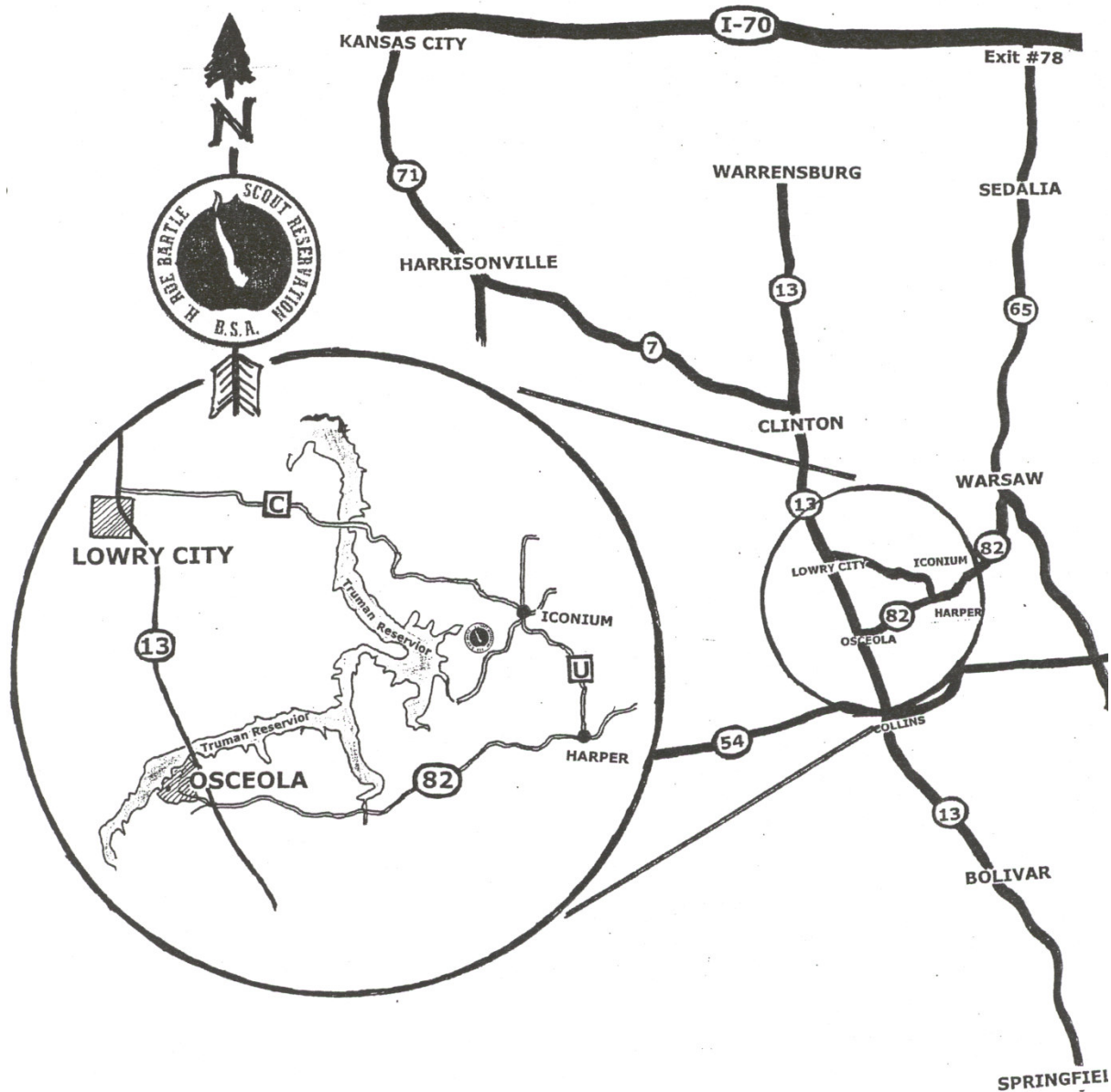
In addition to the items listed above, please bring an open mind, a cooperative attitude, a willing smile, a lot of enthusiasm, and we'll have a great course.

If you are arriving early due to travel arrangements, you may come on Friday. The early arrival fee is \$40, which includes dinner on Friday and breakfast on Saturday. Your council will be billed if you arrive early so be sure to consult with them prior to arriving early.

The host council **has made** arrangements for ground transportation from the **Kansas City International Airport**. If you plan to travel by air you need be on the ground at Kansas City International Airport by 6:00pm. or by 8:00am to catch a shuttle to camp. Contact **Alan Sanders** at asanders@bsamail.org to make arrangements for a pickup time and location. The fee will be \$20 and will be billed to your council.

National Supply will have a trading post at National Camping School where you will have an opportunity to purchase limited edition items. You can also preview and purchase items to be sent directly to your home on their special Camping School website at: <http://www.scoutstuff.org/bsa/special-collections/camp-school.html>.

Enclosures: Directions & Map Equipment List of "What to Bring" Uniform Inspection Sheet
 Checklist for participants Personal Resource Questionnaire (Bring completed form with you to camp.)
 Medical Form (download from: <http://www.scouting.org/scoutsource/HealthandSafety/ahmr.aspx>)

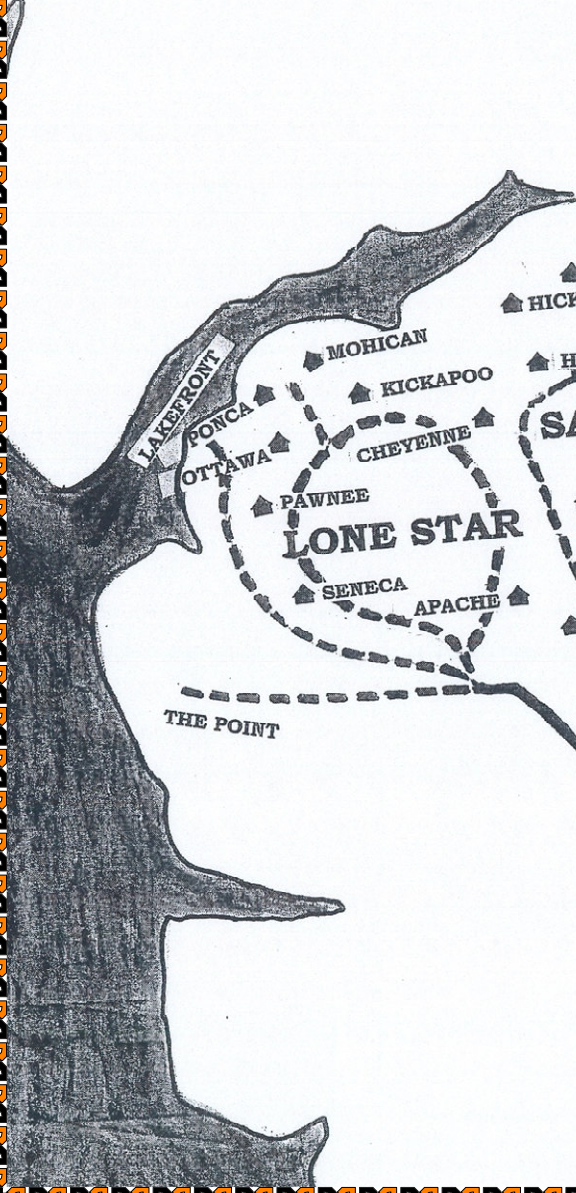



How to get there

South from Kansas City via Harrisonville - Highway 71 south to Harrisonville. Highway 7 from Harrisonville, south to Clinton. Highway 13 from Clinton to St. Clair County Highway C. Stay on Highway C approximately 12 miles to a stop sign. Turn right (south) through the town of Iconium, Missouri. The camp entrance is less than a mile from Iconium on County Z. Signs will point the way.

North from Springfield - Highway 13 through Lowry City to St. Clair County Highway C. Stay on Highway C approximately 12 miles to a stop sign. Turn right (south) through the town of Iconium, Missouri. The camp entrance is less than a mile from Iconium on County Z. Signs will point the way.

West from St. Louis - Take I-70 to exit 78, and then go south on Highway 65 through Sedalia, Missouri to Warsaw, Missouri. Stay on Highway 65, two miles south of Warsaw to State Highway 82 to Harper, Missouri (approximately 17 miles). At Harper, take St. Clair County U to Iconium, Missouri. The camp entrance is less than a mile from Iconium on County Z. Signs will point the way.



LAKEFRONT
PONCA
OTTAWA

LONE STAR

THE POINT

MOHICAN

KICKAPOO

CHEYENNE

PAWNEE

SENECA

APACHE

WALNUT

HICKORY

LOCUST

HAWTHORN

SAWMILL

OAK

CEDAR

BUCKEYE

WILLOW

MAPLE

SPRUCE

ELM

SYCAMORE

THE INDIAN

PIERCING
ARROW

FT. FREMONT

FT. DODGE

FT. COLLINS

FT. CARSON

FT. LONG

FT. NIAGRA

FT. UNION

FT. LARAMIE

FT. OSAGE

FT. SCOTT

FT. LEAVENWORTH

FT. McHENRY

FT. McKENZIE

RHQ

LADY LIBERTY

PIONEER TRAILS

ICONIUM





Checklist for All Participants

Welcome to National Camping School! You should arrive between 9:00 a.m. and 11:00 a.m. Before we get started, there are a few things to do upon arrival:

1. _____ Dress in **BSA Field Uniform**.
2. _____ Check in at the **registration area**.
3. _____ Have an **interview** with your section leader.
4. _____ Turn in your **National Medical Form** to your section leader.
5. _____ Get your **housing assignment** from your section leader.
6. _____ Turn in your **resource sheet** to your section leader.
7. _____ Pick up your **NCS name tag** from your section leader.
8. _____ Go to the swimming area for your **swim check** (aquatics only).
9. _____ **Go to the dining hall, ready for lunch and formal opening at 12:30 noon.**

If you have any questions, please ask a staff member.

My section meets _____ for training.

(time and place)

Housing assignment: _____

EQUIPMENT NEEDED BY STUDENTS

ALL PARTICIPANTS SHOULD BRING

Current BSA Medical Form (all sections completed)

- | | |
|-------------------------------------------------------------------------------------------------------------------------------------------------------------------------------------------------------------------------------------------------------------------------------------------------------------------------------------------------------------------------------------------------------------------------------|-------------------------------------------------------------------------------------------------------------------------------------------------------------------------------------------------------------------------------------------------------------------------------------------------------------------------------------------------------------------------------|
| <input type="checkbox"/> Two or more complete official Scouter field uniforms
<input type="checkbox"/> Washcloths & towels
<input type="checkbox"/> Camp or Scout t-shirts, Scout caps
<input type="checkbox"/> Sleeping bag, blanket, sheets, pillow/case
<input type="checkbox"/> BSA Handbook and Fieldbook (current edition)
<input type="checkbox"/> Job description, camp schedules, promotion materials | <input type="checkbox"/> Toiletry items (soap, toothpaste, toothbrush, etc.)
<input type="checkbox"/> Flashlight & pocketknife
<input type="checkbox"/> Paper, pen/pencil for taking notes
<input type="checkbox"/> Socks, underwear, shoes, outdoor clothing
<input type="checkbox"/> Insect repellent and/or mosquito net
<input type="checkbox"/> Rain gear |
|-------------------------------------------------------------------------------------------------------------------------------------------------------------------------------------------------------------------------------------------------------------------------------------------------------------------------------------------------------------------------------------------------------------------------------|-------------------------------------------------------------------------------------------------------------------------------------------------------------------------------------------------------------------------------------------------------------------------------------------------------------------------------------------------------------------------------|

PLUS ... SECTION PARTICIPANTS SHOULD ALSO BRING:

AQUATICS DIRECTOR SECTION

- | | |
|----------------------------------------------------------------------------------------------------------------------------------------------------------------------------------------------------------------------------------------------------------------------------------------------------------------------------------|------------------------------------------------------------------------------------------------------------------------------------------------------------------------------------------------------------------------------------------------------------------------------------------------------------------------------------------------------------------------|
| <input type="checkbox"/> CPR Certification
<input type="checkbox"/> WSI Certificate (if held)
<input type="checkbox"/> First Aid Certificate
<input type="checkbox"/> Kneeling pads (for canoeing)
<input type="checkbox"/> Sandals, canvas shoes or tennis shoes
<input type="checkbox"/> Mask, snorkel and fins | <input type="checkbox"/> Bathing suit or swimming trunks (2)
<input type="checkbox"/> Cap with visor, sunglasses, extra towels & suntan
<input type="checkbox"/> Suntan block or lotion, sun hat
<input type="checkbox"/> Button-up, long-sleeve shirt, jacket or sweater, long
<input type="checkbox"/> Diagram or sketch of your camp waterfront area(s) |
|----------------------------------------------------------------------------------------------------------------------------------------------------------------------------------------------------------------------------------------------------------------------------------------------------------------------------------|------------------------------------------------------------------------------------------------------------------------------------------------------------------------------------------------------------------------------------------------------------------------------------------------------------------------------------------------------------------------|

COPE and CLIMBING SECTIONS

- | | |
|-----------------------------------------------------------------------------------------------------------------------------------------------------------------------------------------------------------------------------------------------------------------------------------------------------------------------------------------------------------------|-------------------------------------------------------------------------------------------------------------------------------------------------------------------------------------------------------------------------------------------------------------------------------------------------------------------|
| <input type="checkbox"/> Long pants, comfortable for climbing (<i>no Jeans</i>)
<input type="checkbox"/> Sweatshirt, long-sleeve shirt
<input type="checkbox"/> Hydration system or water bottle(s)
<input type="checkbox"/> Local Council COPE/Climbing Staff Training plan
<input type="checkbox"/> Local Council COPE/Climbing Operations plan | <input type="checkbox"/> Tennis shoes (<i>or climbing shoes</i>) and sturdy boots for hiking
<input type="checkbox"/> Leather palm gloves, bandanna or neckerchief
<input type="checkbox"/> Appropriate rain gear (no poncho's)
<input type="checkbox"/> Sunscreen
<input type="checkbox"/> Daypack |
|-----------------------------------------------------------------------------------------------------------------------------------------------------------------------------------------------------------------------------------------------------------------------------------------------------------------------------------------------------------------|-------------------------------------------------------------------------------------------------------------------------------------------------------------------------------------------------------------------------------------------------------------------------------------------------------------------|

ECOLOGY/CONSERVATION SECTION

- | | |
|-------------------------------------------------------------------------------------------------------------------------------|-----------------------------------------------------------------------------------------------------------------------------------------------------|
| <input type="checkbox"/> Binoculars
<input type="checkbox"/> Canteen
<input type="checkbox"/> Hiking boots (waterproof) | <input type="checkbox"/> Small backpack or fanny pack
<input type="checkbox"/> Field notebook
<input type="checkbox"/> Camp conservation plan |
|-------------------------------------------------------------------------------------------------------------------------------|-----------------------------------------------------------------------------------------------------------------------------------------------------|

RESIDENT CAMP ADMINISTRATION SECTION

- | | |
|------------------------------------------------------------------------------------------------------------------------------------------------------------------------------------------------------------------------------------------------------------------------------------------------------------------|--------------------------------------------------------------------------------------------------------------------------------------------------------------------------------------------------------------------------------------------|
| <input type="checkbox"/> Camp long-range & maintenance plans
<input type="checkbox"/> Camp program/Leader's Guide
<input type="checkbox"/> Camp conservation plan
<input type="checkbox"/> Staff job descriptions & letter of employment
<input type="checkbox"/> Laptop strongly recommended | <input type="checkbox"/> Camp budget & menus
<input type="checkbox"/> Camp staff organization chart
<input type="checkbox"/> Staff manuals, training schedules
<input type="checkbox"/> Brochures, maps, promotion material, etc. |
|------------------------------------------------------------------------------------------------------------------------------------------------------------------------------------------------------------------------------------------------------------------------------------------------------------------|--------------------------------------------------------------------------------------------------------------------------------------------------------------------------------------------------------------------------------------------|

RANGERS SECTION

- | | |
|------------------------------------------------------------------------------------------------------------------------------------------------------------------------------------------------------------------------------------------------------------------------------|----------------------------------------------------------------------------------------------------------------------------------------------------------------------------------------------------------------------------------------------------------------------------------------|
| <input type="checkbox"/> Camp conservation plan
<input type="checkbox"/> Camp maintenance plan
<input type="checkbox"/> Camp plan drawings and photos
<input type="checkbox"/> Camp promotion video
<input type="checkbox"/> Brochures, promotion material, etc. | <input type="checkbox"/> Camp conservation plan
<input type="checkbox"/> Staff Manual
<input type="checkbox"/> Camp Budget & Council Long Range Plan
<input type="checkbox"/> Building maintenance records
<input type="checkbox"/> Ideas, gadgets, devices, etc. to share |
|------------------------------------------------------------------------------------------------------------------------------------------------------------------------------------------------------------------------------------------------------------------------------|----------------------------------------------------------------------------------------------------------------------------------------------------------------------------------------------------------------------------------------------------------------------------------------|

OUTDOOR SKILLS, FIRST YEAR CAMPER & TREK LEADER

- | | |
|--------------------------------------------------------------------------------------------------------------------------------------------------------------------------------------------------------------------------------------------------------------------------------------------------------------------------------------------------------------------------------------------------------------------------|---------------------------------------------------------------------------------------------------------------------------------------------------------------------------------------------------------------------------------------------------------------------------------------------------------------------------------------------------------------------------|
| <input type="checkbox"/> Pocketknife
<input type="checkbox"/> Hand Ax or 3/4 Ax & whetstone (OS)
<input type="checkbox"/> File, 8" Mill Bastard (OS)
<input type="checkbox"/> Compass (Pathfinder preferred)
<input type="checkbox"/> Pack & frame or combo pack (suitable for overnight hike)
<input type="checkbox"/> Plate, cub bowl, eating utensils, water bottle
<i>(OS-Outdoor Skills Only)</i> | <input type="checkbox"/> Backpacking tent, ground cloth &, pad
<input type="checkbox"/> Hiking boots & comfortable in--camp shoes
<input type="checkbox"/> Personal First Aid Kit
<input type="checkbox"/> Work gloves
<input type="checkbox"/> Fishing Equipment (OS)
<input type="checkbox"/> Folding Chair (OS)
<input type="checkbox"/> Camera (OS) |
|--------------------------------------------------------------------------------------------------------------------------------------------------------------------------------------------------------------------------------------------------------------------------------------------------------------------------------------------------------------------------------------------------------------------------|---------------------------------------------------------------------------------------------------------------------------------------------------------------------------------------------------------------------------------------------------------------------------------------------------------------------------------------------------------------------------|

SHOOTING SPORTS SECTION:

- | | |
|-----------------------------------------------|---------------------------------------------------|
| <input type="checkbox"/> Eye & ear protection | <input type="checkbox"/> Long-sleeve cotton shirt |
|-----------------------------------------------|---------------------------------------------------|

Personal Resource Questionnaire

Please print.

Name _____ Date of birth _____

Address _____ City _____ State _____ Zip _____

Telephone _____

Council you will be working for _____ Headquarters city _____

Position in camp _____

years in Scouting: _____volunteer _____youth _____Professional

I have completed National Camping School in: _____Section _____Year

years of camping experience: Camper _____

Staff member _____

Religious preference: Catholic Protestant Jewish Mormon Islam Other: _____

My hobbies are: _____

Do you have physical or medical limitations? _____

Do you have special dietary requirements? _____

Cardiopulmonary resuscitation –trained? Yes No

Certificate of training issued by (agency name): _____ Date: _____

Campfire resources MC Song leader Musical instrument

Adult Scout training: Fast Start Leader-specific training Wood Badge BSA Youth Protection

Other (please list): _____

Education: High school student High school graduate

College student College graduate Degree: _____

How can you best support troops this summer in camp? _____

What responsibilities would you feel **least** comfortable with this summer? _____

What do you expect to learn from National Camping School? _____

Scout Leader

Uniform Inspection Sheet

Uniform Inspection.

Conduct the uniform inspection with common sense; the basic rule is neatness.

Attendance. Presence at inspection merits 15 points.

15 pts. Notes _____

Headgear. Headgear is optional.

- 5 pts. Boy Scout leaders wear the olive visor cap, campaign hat, or troop-approved headgear.
 Varsity Scout leaders wear the blaze visor cap.
 Cub Scout pack leaders wear the olive visor cap.
 Den leaders wear the same visored cap as the youth they serve.

Notes _____

Shirt/Blouse and Neckwear. New long or short sleeves, or official long or short sleeves with appropriate loops on epaulets. Neckwear is optional but must be worn according to specifications in the *Insignia Guide*.

- 20 pts. Male Cub Scout and Boy Scout leaders wear the long- or short-sleeve uniform or official shirt.
 Female Cub Scout leaders wear either the official long- or short-sleeve yellow blouse, official long- or short-sleeve shirt, or the official long- or short-sleeve uniform blouse.
 Female Boy Scout leaders wear the official shirt or official long- or short-sleeve uniform blouse.

Notes _____

Pants/Shorts. Units have no option to change.

- 20 pts. Male Cub Scout and Boy Scout leaders wear the official pants or the official uniform shorts or pants with no cuffs.
 Female Cub Scout leaders wear the pants or the official navy blue shorts, skirt, or pants with the yellow blouse, or the official pants or official uniform shorts or pants with the official shirt or blouse.

Notes _____

Belt

- 5 pts. Male leaders wear the official web belt or official leather belt with the buckle of their choice.
 Female leaders wear the official navy blue Cub Scout or Webelos Scout buckle with navy blue pants, or the official web belt or official leather belt with the buckle of their choice with official pants or official uniform shorts or pants.

Notes _____

Socks

- 5 pts. Male Cub Scout and Boy Scout leaders wear olive socks with official pants or official uniform shorts or pants.
 Female leaders wear the blue socks with the blue shorts or pants, or the olive socks with official pants or official uniform shorts or pants.

Shoes

- 5 pts. Must be neat and clean.

Notes _____

Uniform points. Total points from above (75 possible)

Insignia. Correct epaulets, 5 points. Correct placement on left sleeve, 5 points; right sleeve, 5 points; left pocket, 5 points; right pocket, 5 points. Use the checklist on the reverse of this form to help determine score.

Insignia points from reverse (25 possible)

Total Uniform Inspection Score

Uniform and insignia points combined. A perfect score is 100 points.

For more information about insignia, see the *Insignia Guide*, No. 33066.



Total Uniform Inspection Score ▶

Name _____ Unit No. _____

Address _____ District _____

Office or position in unit _____

Our unit inspection
will be held on

Bring this form with you.

Scout Leader Uniform Inspection Sheet

Official Placement of Insignia

Conduct the uniform inspection with common sense; the basic rule is neatness.

Shoulder Epaulets

5 pts.

- Scouters wear the color shoulder loop of the program in which they are serving; blue, Cub Scouting; green, Boy Scouting; blaze (orange), Varsity Scouting; green, Venturing; silver, council and district; gold, regional and national.

Notes _____

Right Sleeve

5 pts.

- U.S. flag emblem centered directly below shoulder seam
- Den or emblem numeral, if applicable, below and touching the flag
- Centennial Quality Unit Award (most recent only), if applicable, 4 inches below the shoulder seam

Notes _____

Left Sleeve

5 pts.

- Council shoulder patch is directly below the shoulder seam.
- Veteran unit bar, if worn, is centered and touching the council shoulder patch (above) and unit numeral (below).
- Unit numeral, if worn, is centered directly underneath and touching the council patch or veteran unit bar.
- On the official shirt, the badge of office is centered on the pocket, as shown. On the official uniform shirt, the badge of office is centered and touching the unit numeral, or centered 4 inches below the shoulder seam.
- When earned, the Trained leader strip is centered at the top of the pocket flap on the official shirt. On the official uniform shirt, it is centered as shown, touching the badge of office.

Notes _____



Right Pocket

5 pts.

- Boy Scouts of America strip is centered above the pocket.
- Order of the Arrow lodge insignia is worn on the pocket flap.
- Current national Scout jamboree insignia is centered above the BSA strip and any other items above the pocket.
- Optional insignia, if worn, is placed in the following order, from the BSA strip upward: interpreter strip, Venture or Varsity strip, name plate. The name plate may be worn on the pocket flap if no lodge insignia is worn.
- Temporary insignia, including one current world Scout jamboree patch, centered on pocket. Only one temporary insignia may be worn at a time, and they are not required for correct uniforming. Cub Scout leaders and female leaders wearing the official uniform shirt or blouse may wear one temporary insignia centered above the Boy Scouts of America strip.

Notes _____

Left Pocket

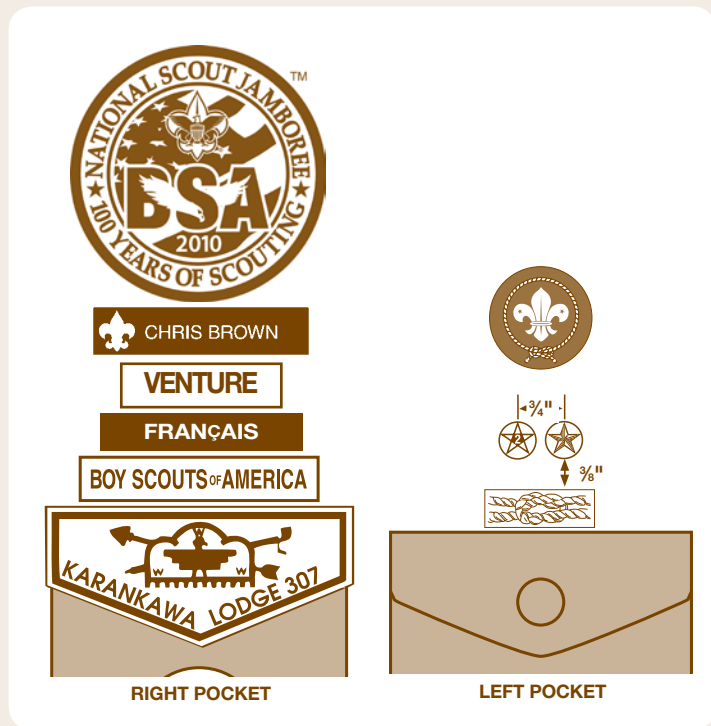
5 pts.

- World Crest emblem is centered between the left shoulder seam and the top of the left pocket.
- Embroidered square knots are centered above the pocket in rows of three.
- Service stars are centered above the pocket, 3/4 inch from top point to top point and 3/8 inch from either the pocket or embroidered knots.

Notes _____

Total insignia score (transfer to other side)

25 pts.



BOY SCOUTS OF AMERICA
1325 West Walnut Hill Lane
P.O. Box 152079
Irving, Texas 75015-2079
<http://www.scouting.org>

SKU 34048



7 30176 34048 7
34048 2010 Printing