



Shaping better lives.



Fully Adjustable Special Seating

3 sizes available with excellent posture support options and backrest recline function. Slimline seat cushions allow more space and headroom inside the car. Suitable for fitment to most car types, the passenger is secured by the existing 3-point safety belt fitted in the rear seat.

Available with a range of options and adjustments, allowing complete comfort and postural management for your child, including footrests, lateral supports, shoulder supports, pommel, head supports etc.

Easily adjustable in seat depth and harness height providing ample growth opportunities.



Sizes

- **Size 1:** Weight limit 22 kg. Seat width 27-31 cm, Seat depth 28-33 cm, Back height 43-51 cm.
- **Size 2:** Weight limit 36 kg. Seat width 31-35 cm, Seat depth 34-39 cm, Back height 49-57 cm.
- **Size 3:** Weight limit 75 kg. Seat width 36-40 cm, Seat depth 40-46 cm, Back height 58-69 cm.

Accessories

- Swivel Frame
- Adjustable footrest
- Padded playtray
- Lateral Trunk Supports - Slimline or Deep
- Padded Shoulder Supports
- Abductor Pommel
- Outer leg supports
- Headrest with side supports, kickback option
- Seat belt guide
- ISO fix stability bracket
- Increased tilt angle - up to 15°

Backrest with recline function



5 point harness: standard with abdominal padding.



Multiple headrest options available



Optional lateral supports



Super slim Swivel Turn-out base



4170

Shaping better lives



AUSTRALIA
Toll Free 1300 543 343
www.medifab.com.au



NEW ZEALAND
Toll Free 0800 543 343
www.medifab.co.nz
solutions@medifab.com



ORDER FORM



More details online

	Weight of Child	Seat Width	Seat Depth	Back Height	Lateral Support Height	Lateral Support Width
Kidslover Size 1	Max. 22 kg	27-31 cm	28-33 cm	43-51 cm	21-25 cm	19-28 cm
Kidslover Size 2	Max. 36 kg	31-35 cm	34-39 cm	49-57 cm	25-29 cm	23-32 cm
Kidslover Size 3	Max. 75 kg	36-40 cm	40-46 cm	58-69 cm	30-36 cm	29-40 cm
Clients Measurements		A	B	D	E	F

YES! We'll benefit from having a **KIDSLOVER CAR SEAT**

- Please send me a quotation
 Please contact me with more details

Date / /

For (Client Name) M F

Request From

Purchase Order Number / Funding Details

Organisation

Email















Phone Fax

Scan and email this form to solutions@medifab.com or fax to 0800 633 322 (NZ) or 1800 11 6000 (AU)

4170-0010-020 Kidslover Size 1
Black/red upholstery

4170-0020-060 Kidslover Size 2
Black/blue upholstery

4170-0030-090 Kidslover Size 3
Black/grey upholstery

ISOfix adapter <input type="checkbox"/> 1: 4170-6911-100 <input type="checkbox"/> 2/3: 4170-6912-100 	Clamp bow (required if vehicle doesn't have ISOfix) <input type="checkbox"/> 1: 4170-0261-000 <input type="checkbox"/> 2/3: 4170-0262-000	Either ISOfix adapter or Clamp bow (as per items listed in previous boxes) must be scripted with each Kidslover car seat.	Tilt angle adjustment plate (0°-10°) <input type="checkbox"/> 1: 4170-0241-010 <input type="checkbox"/> 2: 4170-0242-010 <input type="checkbox"/> 3: 4170-0243-010	Extra tilt angle adjustment (10°-20°). Requires primary 0°-10° upgrade also. <input type="checkbox"/> 4170-0250-010	Hip/thigh supports <input type="checkbox"/> LH: 4170-1111-010 <input type="checkbox"/> RH: 4170-1112-010 
Abductor Block <input type="checkbox"/> 1: 4170-1511-000 <input type="checkbox"/> 2: 4170-1512-000 <input type="checkbox"/> 3: 4170-1513-000 	Shoulder supports <input type="checkbox"/> 4170-2750-000 	Thoracic lateral supports - Small <input type="checkbox"/> Fixed: 4170-3301 <input type="checkbox"/> Swing: 4170-3401 	Thoracic lateral supports - Large/Tall <input type="checkbox"/> Fixed: 4170-3302 <input type="checkbox"/> Swing: 4170-3402 	Lateral support headrest <input type="checkbox"/> 4170-4201-000 	Extended lateral support headrest <input type="checkbox"/> 4170-4301-000 
Foot rest <input type="checkbox"/> 1: 4170-5241-000 <input type="checkbox"/> 2/3: 4170-5242-000 	Foot roll, padded <input type="checkbox"/> 1: 4170-5341-000 <input type="checkbox"/> 2/3: 4170-5342-000 	Support tray table <input type="checkbox"/> 1: 4170-5531-000 <input type="checkbox"/> 2: 4170-5532-000 <input type="checkbox"/> 3: 4170-5533-000 	Protection mat <input type="checkbox"/> 4170-0190-000 	Additional belt guide for other side <input type="checkbox"/> 4170-6960-000 	Swivel base system <input type="checkbox"/> 4170-0180-000 

Check out these alternative solutions



4010
AHR



4116
Carrot 3000

More information required?
Call us or visit our website today



AUSTRALIA
Toll Free 1300 543 343
www.medifab.com.au



NEW ZEALAND
Toll Free 0800 543 343
www.medifab.co.nz
solutions@medifab.com

4170