

NORTHERN WATERS LIBRARY SERVICE

2014 STATUS REPORT & 2016 BUDGET PLANNING



3200 LAKE SHORE DRIVE EAST ■ ASHLAND, WISCONSIN 54806

Web: <http://nwls.wislib.org>
FAX: 715.685.2704

Telephone: 715.682.2365
Toll Free: 800.228.5684

Table of Contents

Introduction	1
2016 Budget Planning	
Formula for Exemptions from County Library Tax	1
Sample Resolution for County Library Levy Exemption	2
Act 150 / Act 420 Calculations	2
Cost of Living	2
Delivery	3
Library Materials Prices	3
Merlin	3
Minimum Wage	3
Postage	3
Salaries/Fringe Benefits	3
Social Security	3
Wisconsin Retirement Fund	3
Workplace Posters	4
2014 Annual Report Data	4
Graph 1 - Number of NWLS Libraries Meeting Standards	5
Charts	
Chart 1, Access	6
Chart 2, Funding	7
Chart 3, Library Collection	8
Chart 4, Output Measures	9
Chart 5, Comparison	10
Chart 6, Area Interlibrary Loan Summary	11
Chart 7, Staff Level Comparison	12
Chart 8, Cost Per Circulation Comparison	12
Chart 9, Where the Money Comes From	13
Chart 10, Where the Money Goes	14

Status Report

2014 Annual Report Statistics and 2016 Budget Planning

Introduction

The NWLS Status Report is compiled using data from each library's annual report. This data can be used to make comparisons and identify trends, both are useful in planning. The *Wisconsin Public Library Service Record* and the *Wisconsin Public Library Standards* are good companions to this information. The *2014 Wisconsin Public Library Service Record* can be found at: http://pld.dpi.wi.gov/pld_dm-lib-stat. The *Wisconsin Public Library Standards* can be found at: http://pld.dpi.wi.gov/pld_standard.

If you have any questions about this material or would like assistance with your budget preparation, contact Linda Stobbe at NWLS.

2016 Budget Planning

Exemption from the County Library Tax

The following is provided to assist public libraries in municipalities considering exemption from the county library tax for 2016. How does a public library or county calculate qualification for exemption from the county library tax for 2016? Under Wisconsin Statute 43.64(2), municipalities with public libraries may be exempt from the county library tax if they appropriate locally an amount above the defined minimum. In order to determine if a municipality may request an exemption from the county library tax for 2016 (the tax the county board will set in the fall of 2015 and expend in 2016), complete the following calculations.

1. Determine the 2014 equalized value of the property taxed for 2015 county library service; i.e., subtract the equalized value of any communities exempting from the county library tax for 2015 (municipalities exempted from the appropriation levy set in the fall of 2014) from the 2015 total county equalized value. See ww2.revenue.wi.gov/EqValue2/application for 2014 total county equalized value.
2. Determine the total county library services appropriation for 2015. This is the appropriation made in the fall of 2014 for all 2015 county library service.
3. Divide the appropriation amount determined in step 2 by the equalized value determined in step 1. This is the county library tax levy rate for 2015 (the appropriation made in the fall of 2014).
4. Multiply the county tax levy rate from step 3 by the 2015 equalized value of the municipality being considered for exemption. The result is the minimum amount the municipality must appropriate for 2016 to exempt itself from the county library tax levy for 2016. See <https://ww2.revenue.wi.gov/EqValue2/application> for 2015 total equalized value of the municipality.
5. Compare the minimum amount calculated in step 4 with the 2016 municipal appropriation for the library (the appropriation made by the municipality in the fall of 2015). The municipal appropriation cannot include any state, federal, or county payments provided specifically for library services. If the municipal appropriation is greater than the minimum amount required for exemption, the municipality may request to be exempted from the county tax. The exemption may be refused if, by September 1 of any year, the county board determines the public library has not complied with any minimum standards of operation approved under s.43.11(3)(d).

Municipalities that participate in joint libraries may now be able to exempt by an alternate means as a result of 2014 Act 20 which amends 43.64 (2) (c) to read: Notwithstanding sub. (2m), any city, village, town, or school district in a county levying a tax for public library service under sub. (1) is exempt from the tax levy if all of the following apply:

1. The city, village, town, or school district is included in a joint library under s. 43.53.
2. The city, village, town, or school district levies a tax for public library service, less the amount levied for public library capital expenditures, and appropriates and spends for a library fund during the year for which the county tax levy is made an amount that is not less than the average of the previous 3 years.

Sample Resolution for County Library Levy Exemption

Whereas, Wisconsin Statutes s.43.64(2) provides for the exemption from the county library levy for any municipality’s share of the County library levy, and

Whereas, the _____ has appropriated and will expend _____ on local library service, and the _____’s share of the 2015 County library levy is _____.

Now therefore, the _____ hereby applies for exemption from the _____ County library levy for 2016.

Adopted this _____ day of _____, _____

Mayor

Clerk-Treasurer

Act 150 / Act 420

How to do the Act 150/Act 420 Calculation

Act 150 is reimbursement for public libraries serving home county and system county rural residents and Act 420 is reimbursement for adjacent counties and both are incorporated in Chapter 43.12 of the Wisconsin Statutes. Use your latest annual report for operating expenditures, circulation and non-resident circulation figures.

a. Library operating expenditures: \$ _____

(Annual report: page 4, VI. Library Operating Expenditures, line 6: Total Operating Expenditures)

b. Subtract any federal funds spent on operating expenditures: \$ _____

(Annual report: page 4, VI. Library Operating Funds, line 7)

c. (a-b) equals the funds to be used to calculate Act 150 funds \$ _____

d. Divide the amount in c by total circulation: \$ _____

(Annual report: page 2, III Library Services, 1. Total)

This is your library’s unit cost based on circulation or cost per circulation.

e. Multiply d by your county rural circulation: \$ _____

(Annual report: page 6, XI. 2b). Rural or non-resident circulation is circulation (and renewals) to people who live in towns, villages or cities without a library.

The library’s home county is required to reimburse your library at least 70% of e.

f. Multiply e by .70 to determine 70%. \$ _____

Time Table:

Libraries must send Act 150 requests to county clerks by July 1. Many clerks require a copy of the library’s annual report as part of the request.

Counties issue reimbursement checks to libraries by March 1 of the following year.

Act 150 and Act 420 money is paid to the library and comes under the control of the library board.

Cost of Living

Cost of living figures are available at <http://www.bls.gov/cpi>

Delivery

No changes are planned for the delivery service.

Library Materials Prices

SLJ's Average Book Prices 2015					
	2011	2012	2013	2014	2015
Children's Titles					
Hardcover (all titles)	\$19.45	\$17.82	\$17.77	\$17.74	\$18.10
Trade Paperback	\$11.68	\$11.84	\$7.15	\$7.29	\$7.25
Mass Market Paperback	\$7.15	\$7.21	\$6.17	\$6.28	\$6.51
Young Adult / YA Titles					
Hardcover (all titles)	\$28.20	\$27.56	\$19.23	\$19.16	\$19.24
Trade paperback	\$14.05	\$14.20	\$11.97	\$12.48	\$12.28
Mass market paperback	\$8.06	\$8.30	\$7.56	\$7.73	\$8.15
Adult Titles Trade Hardcover					
Fiction	\$28.14	\$28.42	\$26.51	\$26.82	\$26.67
Nonfiction**	\$26.13	\$26.34	\$27.78	\$28.00	\$28.01
Adult Titles Trade Paperback***					
Fiction	\$16.50	\$16.70	\$15.63	\$15.63	\$15.50
Nonfiction	\$20.99	\$21.22	\$20.17	\$20.75	\$20.57
Mass Market Paperback	\$8.67	\$8.70	\$7.62	\$7.66	\$7.68
Source: http://tln.lib.mi.us/dept/technical-services/acq/files/AverageBookPrices2015.pdf					

Minimum Wage

Effective July 24, 2009, Wisconsin raised the minimum wage to \$7.25 per hour. The link to this state poster is:

http://www.dwd.state.wi.us/er/labor_standards_bureau/minimum_wage.htm

Postage: Source: U.S.P.S. Web Site <https://www.usps.com/ship/mail-shipping-services.htm>

Domestic Prices			
Express Mail®	Overnight, most locations	From \$16.95	Prices based on weight and distance Flat rate envelope available!
Priority Mail®	1 - 3 days	From \$5.75	Prices based on weight and distance Flat rate options available!
First-Class Mail®	1 - 3 days	From \$0.49	Prices based on weight and shape
Parcel Post®	2 - 8 days	From \$5.75	Prices based on weight and distance
Media Mail®	2 - 8 days	From \$2.72	Prices based on weight (content restrictions apply)
Library Mail	2 - 8 days	From \$2.59	Prices based on weight (content restrictions apply) Add .48 for each additional pound.

Salaries/Fringe Benefits

You should compare your salary to that of other employees within your municipality. Consider education, job responsibilities, and supervisory responsibilities as common items for comparison. Statewide salary data from a wide-variety of occupations, including librarians, is available on the web at: http://dwd.wisconsin.gov/dwd/default_facts_data.htm

Social Security

Source: Social Security Administration. Employer's contribution is currently 7.65% and is expected to remain the same.

Wisconsin Retirement Fund

Source: Wisconsin Department of Employee Trust Funds. You should be able to get your rate from your Town, City, or Village Treasurer. If Wisconsin Retirement Fund covers other general municipal employees, library employees working more than 1200 hours per year must also be covered. For more information go to: <http://etf.wi.gov/>

Workplace Posters

The Department of Labor requires that a number of notices concerning labor statutes and regulations be posted in the workplace. These notices can be downloaded from <http://www.dwd.state.wi.us/dwd/posters.htm> using Adobe Acrobat Reader. The Department of Workforce Development website has a link to federal government posters and posters from other state and federal agencies.

2014 Annual Report Data

For planning purposes, attention is given to the "Quantitative Standards Regardless of Community Size" from the Wisconsin Public Library Standards (http://pld.dpi.wi.gov/pld_standard). The following standards apply:

- The library is open a minimum of 25 hours per week
- A certified library director is paid to perform board-designated duties for no fewer than 25 hours per week
- Minimum total library staff is 1 FTE
- The library supports the library director's continuing education for at least 20 contact hours per year
- Minimum total book volumes held is 8,000
- Minimum print periodical titles received is 30
- Minimum total annual local expenditures on collection (including electronic resources) is \$11,000
- Minimum total operating budget is \$72,800.

Estimated Minimum Cost Components of Recommended Minimum Library Budget

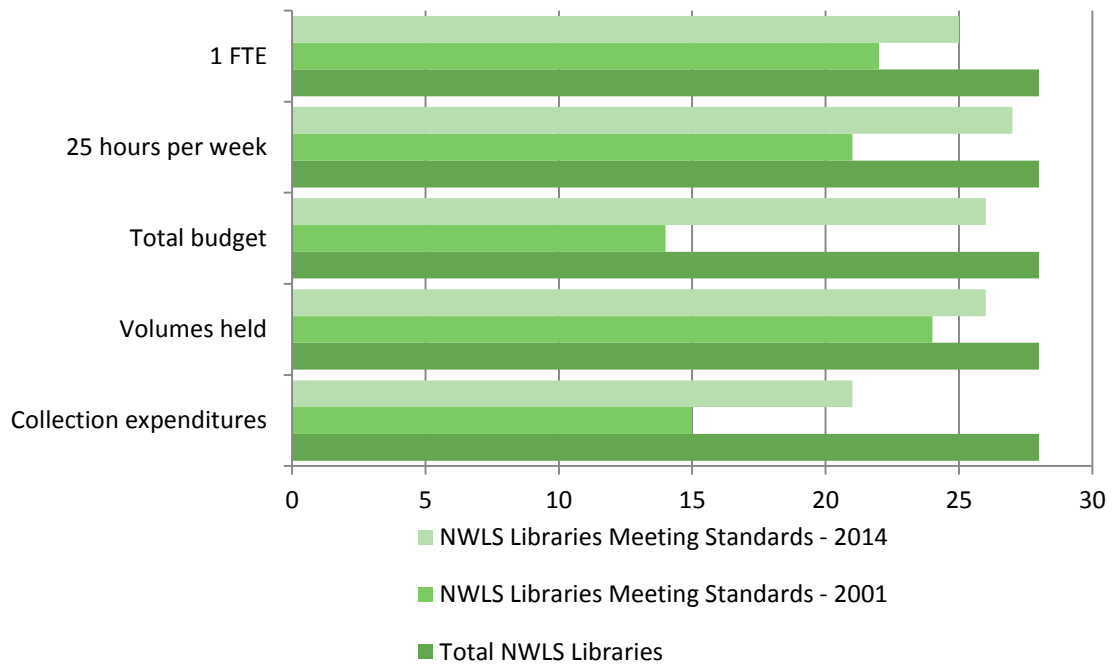
Budget Item	Minimum Cost
Director's salary minimum of 25 hours/week)	\$22,380 (salary for a Grade 3 Certified Director at a minimum of 25 hours/week)
Other staff wages	\$9,698 (for a minimum of 15 hours/week)
Social sec., benefits, etc.	\$10,444 (32% of salary costs)
Materials	\$11,936 (print, AV and electronic resources)
All other expenses	\$20,142 (supplies, utilities, technology, continuing education, etc.)

Est. minimum for 2016 \$74,600 (capital costs including debt retirement are not included in this figure)

*Estimated annual increases represent the approximate budget increases for Wisconsin libraries to cover inflationary increases, usage increases, and service improvements.

From: http://pld.dpi.wi.gov/pld_standard

Graph 1 -- Libraries Meeting Quantitative Standards



Outagamie/Waupaca Library System has developed an Excel workbook that any library can use to generate reports that include the service targets referred to in the Wisconsin Public Library Standards. The recommended service levels can be used to develop library goals and objectives. The workbook and instructions can be found at <http://www.owlsweb.info/L4L/wistds.asp>

Chart 1	COUNTY AND LIBRARY	Municipal Population	Hours per Week		Annual Hours	Public Internet Computers	Public Internet Computers/ 1000 population	Automated Circulation	Paid FTE Staff	Paid FTE/ 1000 pop.	Salaries Expenditure	Benefits Expenditure	Librarian Certif.
			Winter	Summer									
Access													
Quantitative Standards	ASHLAND												
A. Certified library director is paid to perform board-designated duties for no fewer than 25 hours per week.	Ashland	8,135	58	58	3,016	16	2	Merlin	5.90	0.73	\$ 211,073	\$ 101,630	1
	La Pointe	267	36	36	1,872	14	52	Merlin	2.25	8.43	\$ 93,183	\$ 25,467	3
	Mellen	718	38	38	1,976	5	7	Merlin	1.68	2.34	\$ 40,147	\$ 6,312	3
	Odanah	1,096	33	33	1,716	4	4	N/A	0.81	0.74	\$ 17,035	\$ 5,629	3
	TOTAL	10,216	165	165	8,580	39			10.64		\$ 361,438	\$ 139,038	
	BAYFIELD												
B. Minimum total library staff is 1 FTE.	Bayfield	480	44	44	2,288	6	13	Merlin	2.11	4.40	\$ 76,661	\$ 18,744	1
	Cable	1,070	44	45	2,301	6	6	Merlin	1.66	1.55	\$ 52,467	\$ 4,147	2
	Drummond	426	33	33	1,716	6	14	Merlin	0.91	2.14	\$ 33,835	\$ 4,753	2
	Iron River	1,149	44	44	2,288	6	5	Merlin	2.05	1.78	\$ 59,691	\$ 11,584	1
	Washburn	2,083	52	52	2,704	6	3	Merlin	2.63	1.26	\$ 83,553	\$ 19,026	2
	TOTAL	5,208	217	218	11,297	30			9.36		\$ 306,207	\$ 58,254	
C. The library is open a minimum of 25 hours per week.	BURNETT												
	Grantsburg	1,334	33	30	1,686	7	5	Merlin	1.99	1.49	\$ 61,380	\$ 8,142	2
	Webster	652	47	47	2,444	11	17	Merlin	1.60	2.45	\$ 38,946	\$ 15,150	2
	TOTAL	1,986	80	77	4,130	18			3.59		\$ 100,326	\$ 23,292	
D. The library supports the library director's continuing education for at least 20 contact hours per year.	DOUGLAS												
	Superior	27,146	58	58	3,016	22	1	Merlin	19.58	0.72	\$ 812,088	\$ 310,280	1
	IRON												
	Hurley	1,511	40	40	2,080	6	4	Merlin	1.63	1.08	\$ 54,363	\$ 28,145	3
	Mercer	1,431	45	51	2,424	8	6	Merlin	1.80	1.26	\$ 57,440	\$ 18,849	2
	TOTAL	2,942	85	91	4,504	14			3.43		\$ 111,803	\$ 46,994	
	SAWYER												
	Hayward	2,347	46	46	2,392	16	7	Merlin	6.40	2.73	\$ 168,679	\$ 37,630	2
	Lac Courte Oreilles	2,150	51	43	2,492	25	12	Merlin	2.00	0.93	\$ 72,084	\$ 26,575	1
	Winter	1,268	41	47	2,210	6	5	Merlin	1.55	1.22	\$ 35,081	\$ 6,139	2
	TOTAL	5,765	138	136	7,094	47			9.95		\$ 275,844	\$ 70,344	
	VILAS												
	Boulder Junction	941	30	39	1,686	8	9	Merlin	1.16	1.23	\$ 36,256	\$ 4,769	2
	Eagle River	12,942	51	51	2,652	11	1	Merlin	3.00	0.23	\$ 101,508	\$ 13,387	1
	Lac du Flambeau	3,457	38	38	1,976	10	3	N/A	3.00	0.87	\$ 78,758	\$ 12,019	2
	Land O' Lakes	1,505	35	43	1,932	5	3	Merlin	2.13	1.42	\$ 73,976	\$ 20,015	2
	Manitowish Waters	580	29	38	1,634	5	9	Merlin	1.33	2.29	\$ 46,085	\$ 8,621	2
	Phelps	1,231	30	30	1,560	6	5	Merlin	1.13	0.92	\$ 30,564	\$ 4,424	3
	Presque Isle	630	30	30	1,560	10	16	Merlin	1.25	1.98	\$ 36,360	\$ 19,894	3
	Sayner	496	30	36	1,644	7	14	Merlin	1.48	2.98	\$ 43,582	\$ 3,335	3
	Winchester	384	20	21	1,057	4	10	Merlin	0.50	1.30	\$ 13,895	\$ 1,198	3
	TOTAL	22,166	293	326	15,701	66			14.98		\$ 460,984	\$ 87,662	
	WASHBURN												
	Shell Lake	1,359	44	44	2,288	9	7	Merlin	2.13	1.57	\$ 71,592	\$ 11,575	2
	Spooner	2,651	56	56	2,912	13	5	Merlin	4.30	1.62	\$ 154,011	\$ 20,213	2
	TOTALS	4,010	100	100	5,200	22			6.43		\$ 225,603	\$ 31,788	
	GRAND Total	79,439	1136	1171	59,522	258			77.96		\$ 2,654,293	\$ 767,652	

Chart 2	Funding	COUNTY	LIBRARY	County Tax	Appropriations						Materials Expenditures					
					City	Village	Town	Tribe	Home County	Other County	Total	Print	Electronic	AV	Other	Total
A. Estimated minimum operating budget for 2016 is \$74,600.	ASHLAND	Ashland	exempt	\$ 354,363	\$ -	\$ -	\$ -	\$ 64,830	\$ 89,402	\$ 508,595	\$ 39,590	\$ -	\$ 25,947	\$ -	\$ 65,537	
		La Pointe	exempt	\$ -	\$ -	\$ 141,438	\$ -	\$ 1,000	\$ -	\$ 142,438	\$ 4,555	\$ -	\$ 878	\$ -	\$ 5,433	
		Mellen	exempt	\$ 39,530	\$ -	\$ -	\$ -	\$ 25,004	\$ 910	\$ 65,444	\$ 9,875	\$ 13	\$ 3,862	\$ -	\$ 13,750	
		Odanah	exempt	\$ -	\$ -	\$ -	\$ 7,505	\$ 1,000	\$ -	\$ 8,505	\$ -	\$ -	\$ -	\$ -	\$ -	
		TOTAL		\$ 393,893	\$ -	\$ 141,438	\$ 7,505	\$ 91,834	\$ 90,312	\$ 724,982	\$ 54,020	\$ 13	\$ 30,687	\$ -	\$ 84,720	
	B. Minimum total annual local expenditures on collection \$11,936.	BAYFIELD	Bayfield	exempt	\$ 62,259	\$ -	\$ -	\$ -	\$ 74,407	\$ 1,135	\$ 137,801	\$ 8,300	\$ -	\$ 10,000	\$ -	\$ 18,300
			Cable	exempt	\$ -	\$ -	\$ 88,800	\$ -	\$ 6,086	\$ 4,706	\$ 99,592	\$ 9,419	\$ -	\$ 5,620	\$ -	\$ 15,039
			Drummond	exempt	\$ -	\$ -	\$ 36,623	\$ -	\$ 17,020	\$ 1,373	\$ 55,016	\$ 4,004	\$ -	\$ 1,555	\$ -	\$ 5,559
			Iron River	exempt	\$ -	\$ -	\$ 45,409	\$ -	\$ 37,733	\$ 7,220	\$ 90,362	\$ 8,948	\$ 78	\$ 4,980	\$ -	\$ 14,006
			Washburn	exempt	\$ 114,575	\$ -	\$ -	\$ -	\$ 50,308	\$ 2,714	\$ 167,597	\$ 19,529	\$ 79	\$ 4,783	\$ -	\$ 24,391
			TOTAL		\$ 176,834	\$ -	\$ 170,832	\$ -	\$ 185,554	\$ 17,148	\$ 550,368	\$ 50,200	\$ 157	\$ 26,938	\$ -	\$ 77,295
	BURNETT	Grantsburg	exempt	\$ -	\$ 48,775	\$ -	\$ -	\$ 49,598	\$ 1,297	\$ 99,670	\$ 3,720	\$ 137	\$ 3,781	\$ 264	\$ 7,902	
		Webster	exempt	\$ -	\$ 37,147	\$ -	\$ -	\$ 52,883	\$ 297	\$ 90,327	\$ 12,541	\$ 195	\$ 2,895	\$ -	\$ 15,631	
		TOTAL		\$ -	\$ 85,922	\$ -	\$ -	\$ 102,481	\$ 1,594	\$ 189,997	\$ 16,261	\$ 332	\$ 6,676	\$ 264	\$ 23,533	
	DOUGLAS	Superior	exempt	\$ 1,014,900	\$ -	\$ -	\$ -	\$ 324,233	\$ 19,664	\$ 1,358,797	\$ 60,644	\$ 813	\$ 25,164	\$ -	\$ 86,621	
	IRON	Hurley	exempt	\$ 70,751	\$ -	\$ -	\$ -	\$ 12,000	\$ -	\$ 82,751	\$ 23,250	\$ 63	\$ 3,650	\$ 3,950	\$ 30,913	
		Mercer	exempt	\$ -	\$ -	\$ 103,172	\$ -	\$ 12,000	\$ -	\$ 115,172	\$ 14,952	\$ -	\$ 4,230	\$ 109	\$ 19,291	
		TOTAL		\$ 70,751	\$ -	\$ 103,172	\$ -	\$ 24,000	\$ -	\$ 197,923	\$ 38,202	\$ 63	\$ 7,880	\$ 4,059	\$ 50,204	
	SAWYER	Hayward						\$ 139,882	\$ 30,164	\$ 170,046	\$ 21,793	\$ 231	\$ 1,941	\$ -	\$ 23,965	
		Lac Courte Oreilles	exempt	\$ -	\$ -	\$ -	\$ 108,595	\$ 18,959	\$ 3,823	\$ 131,377	\$ 15,757	\$ 1,284	\$ 2,965	\$ -	\$ 20,006	
Winter			\$ -	\$ -	\$ -	\$ -	\$ 53,358	\$ -	\$ 53,358	\$ 9,295	\$ 911	\$ 2,090	\$ 180	\$ 12,476		
TOTAL			\$ -	\$ -	\$ -	\$ 108,595	\$ 212,199	\$ 33,987	\$ 354,781	\$ 46,845	\$ 2,426	\$ 6,996	\$ 180	\$ 56,447		
VILAS	Boulder Junction				\$ 48,800	\$ -	\$ 2,800	\$ -	\$ 51,600	\$ 7,014	\$ -	\$ 4,452	\$ -	\$ 11,466		
	Eagle River		\$ 30,785	\$ -	\$ 124,052	\$ -	\$ 15,400	\$ 10,403	\$ 180,640	\$ 27,683	\$ -	\$ 3,917	\$ -	\$ 31,600		
	Lac du Flambeau		\$ -	\$ -	\$ 7,000	\$ 136,980	\$ 2,800	\$ -	\$ 146,780	\$ 3,500	\$ -	\$ -	\$ -	\$ 3,500		
	Land O' Lakes		\$ -	\$ -	\$ 114,039	\$ -	\$ 2,800	\$ -	\$ 116,839	\$ 13,692	\$ 34	\$ 4,314	\$ -	\$ 18,040		
	Manitowish Waters		\$ -	\$ -	\$ 67,274	\$ -	\$ 2,800	\$ -	\$ 70,074	\$ 10,179	\$ 1	\$ 6,083	\$ -	\$ 16,263		
	Phelps		\$ -	\$ -	\$ 53,126	\$ -	\$ 2,800	\$ -	\$ 55,926	\$ 9,855	\$ -	\$ 6,909	\$ -	\$ 16,764		
	Presque Isle		\$ -	\$ -	\$ 69,576	\$ -	\$ 2,800	\$ -	\$ 72,376	\$ 5,000	\$ -	\$ 5,892	\$ -	\$ 10,892		
	Sayner		\$ -	\$ -	\$ 48,459	\$ -	\$ 2,800	\$ -	\$ 51,259	\$ 15,035	\$ 21	\$ 4,076	\$ -	\$ 19,132		
	Winchester		\$ -	\$ -	\$ 34,200	\$ -	\$ 2,800	\$ -	\$ 37,000	\$ 2,474	\$ -	\$ 1,061	\$ -	\$ 3,535		
	TOTAL		\$ 30,785	\$ -	\$ 566,526	\$ 136,980	\$ 37,800	\$ 10,403	\$ 782,494	\$ 94,432	\$ 56	\$ 36,704	\$ -	\$ 131,192		
WASHBURN	Shell Lake	exempt	\$ 76,000	\$ -	\$ -	\$ -	\$ 40,879	\$ 9,575	\$ 126,454	\$ 10,549	\$ 76	\$ 7,732	\$ -	\$ 18,357		
	Spooner	exempt	\$ 120,500	\$ -	\$ -	\$ -	\$ 104,250	\$ 17,059	\$ 241,809	\$ 26,772	\$ 228	\$ 9,339	\$ -	\$ 36,339		
	TOTAL		\$ 196,500	\$ -	\$ -	\$ -	\$ 145,129	\$ 26,634	\$ 368,263	\$ 37,321	\$ 304	\$ 17,071	\$ -	\$ 54,696		
	GRAND TOTAL		\$ 1,883,663	\$ 85,922	\$ 981,968	\$ 253,080	\$ 1,123,230	\$ 199,742	\$ 4,527,605	\$ 397,925	\$ 4,164	\$ 158,116	\$ 4,503	\$ 564,708		

Chart 3

Library Collection	COUNTY	LIBRARY	Books Added	Total Books Owned	Audios Added	Audio Materials	Videos Added	Videos	Subscriptions	Total Materials Added	Total Collection	Materials Expenditures	
Quantative Standards A. Minimum total book volumes held is 8,000. B. Minimum total annual local expenditures on collection (including electronic resources) on collection is \$11,936. C. Minimum number of print periodical titles received is 30.	ASHLAND	Ashland	2,494	37,183	501	3,944	636	4,044	120	3,631	45,291	\$ 65,537	
		La Pointe	489	11,214	78	404	201	1,970	105	768	13,693	\$ 5,433	
		Mellen	845	14,295	76	651	117	1,385	49	1,038	16,380	\$ 13,750	
		Odanah	219	15,497	0	154	115	1,867	12	334	17,530	\$ -	
			TOTAL	4,047	78,189	655	5,153	1,069	9,266	286	5,771	92,894	\$ 84,720
	BAYFIELD	Bayfield	985	15,987	72	1,699	432	3,931	116	1,489	21,733	\$ 18,300	
		Cable	750	8,564	69	370	236	1,240	87	1,055	10,261	\$ 15,039	
		Drummond	217	9,204	43	589	108	1,672	6	368	11,471	\$ 5,559	
		Iron River	784	15,273	64	1,533	356	3,433	70	1,204	20,309	\$ 14,006	
		Washburn	993	21,472	400	1,884	306	3,118	53	1,699	26,527	\$ 24,391	
			TOTAL	3,729	70,500	648	6,075	1,438	13,394	332	5,815	90,301	\$ 77,295
	BURNETT	Grantsburg	496	15,113	81	932	179	2,208	61	756	18,314	\$ 7,902	
		Webster	2,584	20,892	220	1,196	591	2,608	56	3,395	24,752	\$ 15,631	
		TOTAL	3,080	36,005	301	2,128	770	4,816	117	4,151	43,066	\$ 23,533	
DOUGLAS	Superior	6,055	143,555	803	9,136	1,381	11,944	220	8,239	164,855	\$ 86,621		
IRON	Hurley	375	11,137	46	741	70	901	27	491	12,806	\$ 30,913		
	Mercer	1,051	19,419	66	1,061	230	1,787	54	1,347	22,321	\$ 19,291		
		TOTAL	1,426	30,556	112	1,802	300	2,688	81	1,838	35,127	\$ 50,204	
SAWYER	Hayward	2,408	33,701	166	1,972	346	3,186	90	2,920	38,949	\$ 23,965		
	Lac Courte Oreilles	1,339	29,780	42	1,303	201	3,269	67	1,582	34,419	\$ 20,006		
	Winter	623	6,961	34	151	220	809	61	877	7,982	\$ 12,476		
		TOTAL	4,370	70,442	242	3,426	767	7,264	218	5,379	81,350	\$ 56,447	
VILAS	Boulder Junction	943	15,744	79	780	283	2,177	30	1,305	18,731	\$ 11,466		
	Eagle River	1,935	33,199	131	2,564	356	3,186	57	2,422	39,006	\$ 31,600		
	Lac du Flambeau	225	18,700	0	73	0	41	45	225	18,859	\$ 3,500		
	Land O' Lakes	1,189	18,409	124	1,373	196	1,957	37	1,509	21,776	\$ 18,040		
	Manitowish Waters	826	21,528	173	2,252	237	3,937	87	1,236	27,804	\$ 16,263		
	Phelps	775	11,930	87	876	338	2,792	15	1,200	15,613	\$ 16,764		
	Presque Isle	984	18,144	109	1,383	215	6,052	72	1,308	25,651	\$ 10,892		
	Sayner	1,313	25,606	279	1,948	154	2,460	109	1,746	30,123	\$ 19,132		
	Winchester	191	6,580	20	332	34	895	30	245	7,837	\$ 3,535		
		TOTAL	8,381	169,840	1,002	11,581	1,813	23,497	482	11,196	205,400	\$ 131,192	
WASHBURN	Shell Lake	993	13,952	111	966	374	2,561	74	1,478	17,553	\$ 18,357		
	Spooner	1,814	28,995	116	1,812	645	3,044	86	2,575	33,937	\$ 36,339		
		TOTAL	2,807	42,947	227	2,778	1,019	5,605	160	4,053	51,490	\$ 54,696	
		GRAND TOTAL	33,895	642,034	3,990	42,079	8,557	78,474	1,896	46,442	764,483	\$ 564,708	

Chart 4	Output Measures	CIRCULATION			Children's Circ	CHILDREN		YOUNG ADULT		OTHER PROGRAMS		TOTAL	
COUNTY	LIBRARY	Adult	Juvenile	Total	as % of Total	PROGRAMS	ATTENDANCE	PROGRAMS	ATTENDANCE	PROGRAMS	ATTENDANCE	PROGRAMS	ATTENDANCE
ASHLAND	Ashland	85,781	39,557	125,338	31.56%	240	4,107	62	738	106	513	408	5,358
	La Pointe	7,723	2,494	10,217	24.41%	38	624	13	141	293	1,911	344	2,676
	Mellen	11,194	5,913	17,107	34.56%	97	1,826	3	37	66	519	166	2,382
	Odanah	508	12	520	2.31%	0	0	6	4	10	12	16	16
	TOTAL	105,206	47,976	153,182	31.32%	375	6,557	84	920	475	2,955	934	10,432
BAYFIELD	Bayfield	30,513	6,231	36,744	16.96%	61	840	9	110	32	743	102	1,693
	Cable	16,526	2,498	19,024	13.13%	15	181	5	310	33	466	53	957
	Drummond	6,306	1,943	8,249	23.55%	3	52	0	0	3	115	6	167
	Iron River	41,451	14,187	55,638	25.50%	4	31	0	7	5	30	9	68
	Washburn	31,723	14,804	46,527	31.82%	92	656	0	0	25	786	117	1,442
TOTAL	126,519	39,663	166,182	23.87%	175	1,760	14	427	98	2,140	287	4,327	
BURNETT	Grantsburg	22,297	11,955	34,252	34.90%	86	1,729	12	119	12	179	110	2,027
	Webster	33,325	7,941	41,266	19.24%	72	1,166	1	12	108	710	181	1,888
	TOTAL	55,622	19,896	75,518	26.35%	158	2,895	13	131	120	889	291	3,915
DOUGLAS	Superior	209,102	103,380	312,482	33.08%	99	4,630	2	47	35	977	136	5,654
IRON	Hurley	11,961	2,121	14,082	15.06%	12	582	1	12	1	62	14	656
	Mercer	15,761	4,379	20,140	21.74%	52	738	0	0	65	505	117	1,243
	TOTAL	27,722	6,500	34,222	18.99%	64	1,320	1	12	66	567	131	1,899
SAWYER	Hayward	83,036	30,324	113,360	26.75%	76	1,276	2	23	22	1,396	100	2,695
	Lac Courte Oreilles	5,472	989	6,461	15.31%	8	153	1	28	4	76	13	257
	Winter	13,170	1,944	15,114	12.86%	47	512	10	34	19	1,328	76	1,874
	TOTAL	101,678	33,257	134,935	24.65%	131	1,941	13	85	45	2,800	189	4,826
VILAS	Boulder Junction	15,267	5,451	20,718	26.31%	31	551	0	0	37	752	68	1,303
	Eagle River	42,528	12,917	55,445	23.30%	100	1,019	45	137	312	2,569	457	3,725
	Lac du Flambeau	5,204	2,476	7,680	32.24%	20	220	0	0	0	0	20	220
	Land O' Lakes	25,731	3,989	29,720	13.42%	57	1,558	26	442	104	293	187	2,293
	Manitowish Waters	18,317	2,558	20,875	12.25%	11	94	5	10	21	307	37	411
	Phelps	21,985	4,484	26,469	16.94%	29	338	0	0	13	151	42	489
	Presque Isle	10,977	1,712	12,689	13.49%	52	931	0	0	16	920	68	1,851
	Sayner	16,264	4,568	20,832	21.93%	46	684	7	22	18	259	71	965
	Winchester	1,949	389	2,338	16.64%	7	10	0	0	12	120	19	130
TOTAL	158,222	38,544	196,766	19.59%	353	5,405	83	611	533	5,371	969	11,387	
WASHBURN	Shell Lake	30,037	14,402	44,439	32.41%	62	1,266	6	84	8	81	76	1,431
	Spooner	77,934	28,822	106,756	27.00%	47	1,872	3	409	27	599	77	2,880
	TOTAL	107,971	43,224	151,195	28.59%	109	3,138	9	493	35	680	153	4,311
GRAND TOTAL		892,042	332,440	1,224,482	27.15%	1,464	27,646	219	2,726	1,407	16,379	3,090	46,751

COUNTY	Chart 5 Comparison	Total Circulation			Total Expenditures*			Hours Open			Books Added		Books Added / Capita	
		2014	2013	% Change	2014	2013	% Change	2014	2013	% Change	2014	2013	2014	2013
ASHLAND	Ashland	125,338	134,763	-7.0%	\$ 533,603	\$ 504,190	5.8%	58.0	58.7	-1.2%	2494	2826	0.31	0.35
	La Pointe	10,217	10,243	-0.3%	\$ 167,192	\$ 148,805	12.4%	36.0	36.0	0.0%	489	678	1.83	0.08
	Mellen	17,107	17,818	-4.0%	\$ 76,554	\$ 68,801	11.3%	38.0	38.0	0.0%	845	665	1.18	0.08
	Odanah	520	20,340	-97.4%	\$ 23,393	\$ 8,229	184.3%	33.0	33.0	0.0%	219	124	0.20	0.02
	Total	153,182	183,164	-16.4%	\$ 800,742	\$ 730,025	9.7%	165.0	165.7	-0.4%	4047	4293		
BAYFIELD	Bayfield	36,744	39,167	-6.2%	\$ 144,150	\$ 129,309	11.5%	44.0	44.0	0.0%	985	1110	2.05	0.14
	Cable	19,024	18,448	3.1%	\$ 94,764	\$ 92,762	2.2%	44.3	44.3	0.0%	750	826	0.70	0.10
	Drummond	8,249	10,287	-19.8%	\$ 56,922	\$ 56,051	1.6%	33.0	33.0	0.0%	217	264	0.51	0.03
	Iron River	55,638	62,073	-10.4%	\$ 109,695	\$ 103,212	6.3%	44.0	44.0	0.0%	784	911	0.68	0.11
	Washburn	46,527	50,110	-7.2%	\$ 169,252	\$ 168,567	0.4%	52.0	52.0	0.0%	993	1134	0.48	0.14
Total	166,182	180,085	-7.7%	\$ 574,783	\$ 549,901	4.5%	217.3	217.3	0.0%	3729	4245			
BURNETT	Grantsburg	34,252	39,181	-12.6%	\$ 104,097	\$ 102,156	1.9%	32.4	32.4	0.1%	496	714	0.37	0.54
	Webster	41,266	45,381	-9.1%	\$ 104,086	\$ 99,364	4.8%	47.0	47.0	0.0%	2584	3848	3.96	5.90
	Total	75,518	84,562	-10.7%	\$ 208,183	\$ 201,520	3.3%	79.4	79.4	0.0%	3080	4562		
DOUGLAS	Superior	312,482	328,866	-5.0%	\$ 1,431,871	\$ 1,375,367	4.1%	58.0	58.0	0.0%	6055	6158	0.22	0.76
IRON	Hurley	14,082	15,966	-11.8%	\$ 122,190	\$ 115,986	5.3%	40.0	40.0	0.0%	375	471	0.25	0.06
	Mercer	20,140	20,980	-4.0%	\$ 128,285	\$ 122,549	4.7%	46.6	46.6	0.0%	1051	1105	0.73	0.14
	Total	34,222	36,707	-6.8%	\$ 250,475	\$ 238,535	5.0%	86.6	86.6	0.0%	1426	1576		
SAWYER	Hayward	113,360	126,366	-10.3%	\$ 322,130	\$ 293,247	9.8%	46.0	46.0	0.0%	2408	2487	1.03	0.31
	Lac Courte Oreilles	6,461	8,782	-26.4%	\$ 147,536	\$ 107,376	37.4%	45.4	45.4	0.0%	1339	1350	0.62	0.17
	Winter	15,114	16,132	-6.3%	\$ 75,021	\$ 65,694	14.2%	42.5	42.5	0.0%	623	566	0.49	0.07
	Total	134,935	159,133	-15.2%	\$ 544,687	\$ 466,317	16.8%	133.9	133.9	0.0%	4370	4403		
VILAS	Boulder Junction	20,718	18,092	14.5%	\$ 75,183	\$ 67,801	10.9%	32.4	32.4	0.0%	943	717	1.00	0.09
	Eagle River	55,445	59,205	-6.4%	\$ 218,828	\$ 205,333	6.6%	51.0	51.0	0.0%	1935	1264	0.15	0.16
	Lac du Flambeau	7,680	9,586	-19.9%	\$ 152,499	\$ 144,460	5.6%	38.0	38.0	0.0%	225	100	0.07	0.01
	Land O' Lakes	29,720	33,311	-10.8%	\$ 149,371	\$ 137,431	8.7%	37.2	37.2	0.0%	1189	1172	0.79	0.14
	Manitowish Waters	20,875	20,871	0.0%	\$ 92,653	\$ 105,627	-12.3%	31.4	31.4	0.0%	826	1001	1.42	0.12
	Phelps	26,469	26,093	1.4%	\$ 65,810	\$ 67,792	-2.9%	30.0	30.0	0.0%	775	821	0.63	0.10
	Presque Isle	12,689	12,742	-0.4%	\$ 86,762	\$ 82,653	5.0%	30.0	30.0	0.0%	984	933	1.56	0.11
	Sayner	20,832	22,076	-5.6%	\$ 93,660	\$ 93,249	0.4%	31.6	31.6	0.0%	1313	1375	2.65	0.17
	Winchester	2,338	3,390	-31.0%	\$ 26,833	\$ 35,321	-24.0%	20.3	21.4	-4.9%	191	510	0.50	0.06
Total	196,766	210,484	-6.5%	\$ 961,599	\$ 939,667	2.3%	301.9	303.0	-0.3%	8381	7893			
WASHBURN	Shell Lake	44,439	45,396	-2.1%	\$ 136,125	\$ 129,524	5.1%	40.0	40.0	0.0%	993	912	0.73	0.11
	Spooner	106,756	108,487	-1.6%	\$ 252,547	\$ 251,654	0.4%	56.0	56.0	0.0%	1814	1998	0.68	0.25
	Total	151,195	151,790	-0.4%	\$ 388,672	\$ 381,178	2.0%	96.0	96.0	0.0%	2807	2910		
Grand Total	1,224,482	1,391,458	-12.00%	\$ 5,161,012	\$ 4,882,510	0	1,138	1,140	0	33895	36040			

Chart 6		2013 and 2014		Items Loaned			Items Received		
COUNTY	ILL Summary	2014	2013	% Change	2014	2013	% Change		
ASHLAND	Ashland	16,464	15,734	4.64%	18,497	18,205	1.60%		
	La Pointe	2,193	2,825	-22.37%	2,396	1,983	20.83%		
	Mellen	2,838	3,273	-13.29%	3,861	3,144	22.81%		
	Odanah	148	137	8.03%	5	26	-80.77%		
	TOTAL	21,643	21,969	-1.48%	24,759	23,358	6.00%		
BAYFIELD	Bayfield	7,032	6,987	0.64%	3,863	3,736	3.40%		
	Cable	3,832	4,676	-18.05%	3,660	3,544	3.27%		
	Drummond	1,876	2,320	-19.14%	2,043	2,710	-24.61%		
	Iron River	8,441	9,079	-7.03%	10,860	12,177	-10.82%		
	Washburn	7,164	7,451	-3.85%	7,973	8,510	-6.31%		
	TOTAL	28,345	30,513	-7.11%	28,399	30,677	-7.43%		
BURNETT	Grantsburg	4,366	5,399	-19.13%	6,741	7,890	-14.56%		
	Webster	5,363	5,671	-5.43%	7,184	7,711	-6.83%		
	TOTAL	9,729	11,070	-12.11%	13,925	15,601	-10.74%		
DOUGLAS	Superior	40,031	40,404	-0.92%	26,067	26,720	-2.44%		
IRON	Hurley	2,670	2,621	1.87%	5,615	5,242	7.12%		
	Mercer	4,580	4,364	4.95%	1,867	2,218	-15.83%		
	TOTAL	7,250	6,985	3.79%	7,482	7,460	0.29%		
SAWYER	Hayward	11,654	12,087	-3.58%	20,194	22,476	-10.15%		
	Lac Courte Oreilles	3,707	4,739	-21.78%	439	638	-31.19%		
	Winter	2,408	2,493	-3.41%	3,618	3,726	-2.90%		
	TOTAL	17,769	19,319	-8.02%	24,251	26,840	-9.65%		
VILAS	Boulder Junction	3,842	4,581	-16.13%	3,458	2,995	15.46%		
	Eagle River	7,801	8,646	-9.77%	11,881	10,910	8.90%		
	Lac du Flambeau	1	4	-75.00%	12	8	50.00%		
	Land O' Lakes	5,287	4,836	9.33%	4,440	5,252	-15.46%		
	Manitowish Waters	5,937	6,004	-1.12%	2,151	1,950	10.31%		
	Phelps	4,477	4,854	-7.77%	3,243	2,554	26.98%		
	Presque Isle	4,210	4,323	-2.61%	2,179	2,460	-11.42%		
	Sayner	4,241	4,544	-6.67%	2,187	2,149	1.77%		
	Winchester	1,058	2,104	-49.71%	451	512	-11.91%		
	TOTAL	36,854	39,896	-7.62%	30,002	28,790	4.21%		
WASHBURN	Shell Lake	6,668	7,251	-8.04%	8,941	8,988	-0.52%		
	Spooner	12,020	11,375	5.67%	15,427	18,232	-15.39%		
	TOTAL	18,688	18,626	0.33%	24,368	27,220	-10.48%		
	GRAND TOTAL	180,309	188,782	-4.49%	179,253	186,666	-3.97%		

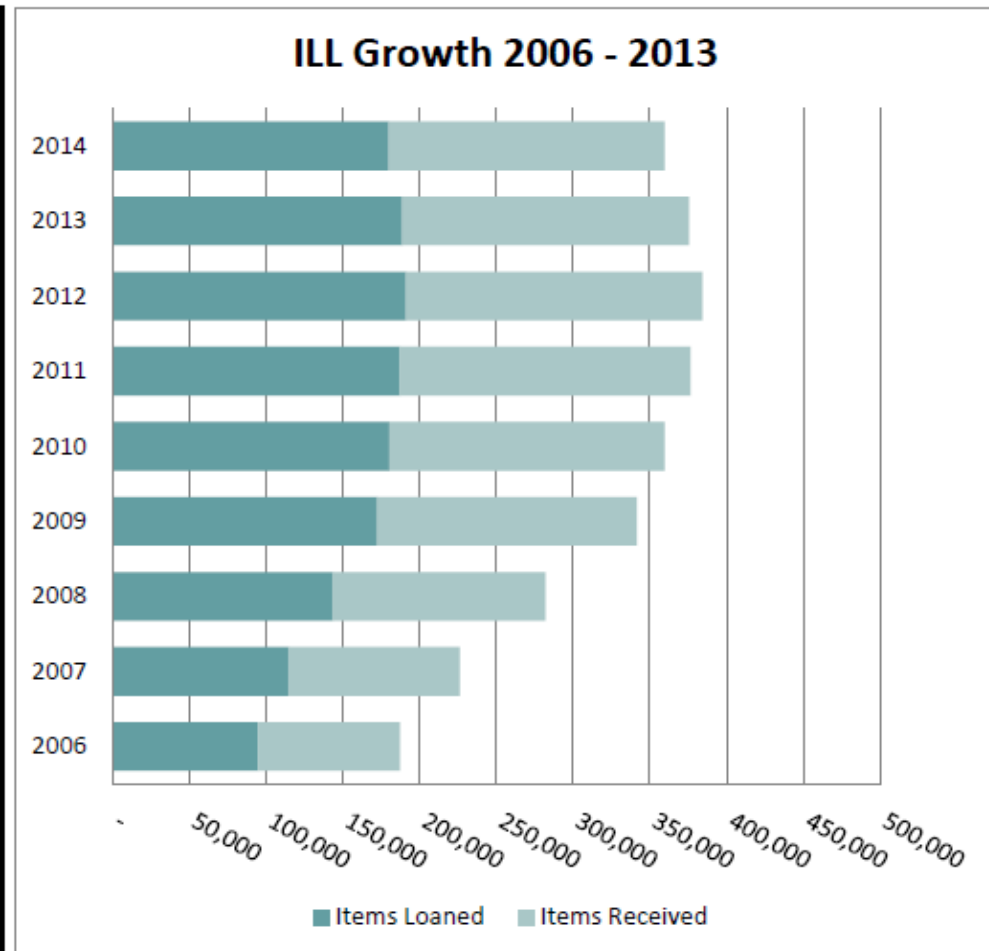


Chart 7 -- Staff Level Comparison				
LIBRARY	Population	Circulation	Program Attendance	Staff FTE
La Pointe	267	10,217	2,676	2.25
Winchester	384	2,338	130	0.50
Drummond	426	8,249	167	0.91
Bayfield	480	36,744	1,693	2.11
Sayner	496	20,832	965	1.48
Manitowish Waters	580	20,875	411	1.33
Presque Isle	630	12,689	1,851	1.25
Webster	652	41,266	1,888	1.60
Mellen	718	17,107	2,382	1.68
Boulder Junction	941	20,718	1,303	1.16
Cable	1,070	19,024	957	1.66
Odanah	1,096	520	16	0.81
Iron River	1,149	55,638	68	2.05
Phelps	1,231	26,469	489	1.13
Winter	1,268	15,114	1,874	1.55
Grantsburg	1,334	34,252	2,027	1.99
Shell Lake	1,359	44,439	1,431	2.13
Mercer	1,431	20,140	1,243	1.80
Land O' Lakes	1,505	29,720	2,293	2.13
Hurley	1,511	14,082	656	1.63
Washburn	2,083	46,527	1,442	2.63
Lac Courte Oreilles	2,150	6,461	257	2.00
Hayward	2,347	113,360	2,695	6.40
Spooner	2,651	106,756	2,880	4.30
Lac du Flambeau	3,457	7,680	220	3.00
Ashland	8,135	125,338	5,358	5.90
Eagle River	12,942	55,445	3,725	3.00
Superior	27,146	312,482	5,654	19.58

Chart 8 - Cost Per Circulation Calculation						
COUNTY	LIBRARY	Circulation		TOTAL	Operating Expenditures*	Cost Per Circ.
		Adult	Juvenile			
ASHLAND	Ashland	85,781	39,557	125,338	\$ 531,473	\$4.24
	La Pointe	7,723	2,494	10,217	\$ 167,192	\$16.36
	Mellen	11,194	5,913	17,107	\$ 75,001	\$4.38
	Odanah	508	12	520	\$ 8,234	\$15.83
BAYFIELD	Bayfield	30,513	6,231	36,744	\$ 142,257	\$3.87
	Cable	16,526	2,498	19,024	\$ 94,764	\$4.98
	Drummond	6,306	1,943	8,249	\$ 56,922	\$6.90
	Iron River	41,451	14,187	55,638	\$ 109,695	\$1.97
	Washburn	31,723	14,804	46,527	\$ 167,874	\$3.61
BURNETT	Grantsburg	22,297	11,955	34,252	\$ 102,521	\$2.99
	Webster	33,325	7,941	41,266	\$ 101,397	\$2.46
DOUGLAS	Superior	209,102	103,380	312,482	\$ 1,548,125	\$4.95
IRON	Hurley	11,961	2,121	14,082	\$ 121,640	\$8.64
	Mercer	15,761	4,379	20,140	\$ 126,563	\$6.28
SAWYER	Hayward	83,036	30,324	113,360	\$ 320,951	\$2.83
	Lac Courte Oreilles	5,472	989	6,461	\$ 133,142	\$20.61
	Winter	13,170	1,944	15,114	\$ 73,108	\$4.84
VILAS	Boulder Junction	15,267	5,451	20,718	\$ 73,845	\$3.56
	Eagle River	42,528	12,917	55,445	\$ 216,588	\$3.91
	Lac du Flambeau	5,204	2,476	7,680	\$ 145,379	\$18.93
	Land O' Lakes	25,731	3,989	29,720	\$ 147,216	\$4.95
	Manitowish Waters	18,317	2,558	20,875	\$ 90,754	\$4.35
	Phelps	21,985	4,484	26,469	\$ 64,091	\$2.42
	Presque Isle	10,977	1,712	12,689	\$ 86,384	\$6.81
	Sayner	16,264	4,568	20,832	\$ 91,734	\$4.40
WASHBURN	Winchester	1,949	389	2,338	\$ 26,258	\$11.23
	Shell Lake	30,037	14,402	44,439	\$ 134,750	\$3.03
	Spooner	77,934	28,822	106,756	\$ 242,597	\$2.27

*Excludes funds from federal sources

Chart 9 **Where the Money Comes From**

COUNTY	LIBRARY	Municipal	Home County	Other County	All Other	Total Revenue
ASHLAND	Ashland	\$ 354,363	\$ 64,830	\$ 89,402	\$ 263,408	\$ 772,003
	La Pointe	\$ 141,438	\$ 1,000	\$ -	\$ 109,608	\$ 252,046
	Mellen	\$ 39,530	\$ 25,004	\$ 910	\$ 11,110	\$ 76,554
	Odanah	\$ 7,505	\$ 1,000	\$ -	\$ 15,159	\$ 23,664
BAYFIELD	Bayfield	\$ 62,259	\$ 74,407	\$ 1,135	\$ 13,597	\$ 151,398
	Cable	\$ 88,800	\$ 6,086	\$ 4,706	\$ 44,362	\$ 143,954
	Drummond	\$ 36,623	\$ 17,020	\$ 1,373	\$ 1,906	\$ 56,922
	Iron River	\$ 45,409	\$ 37,733	\$ 7,220	\$ 54,965	\$ 145,327
	Washburn	\$ 114,575	\$ 50,308	\$ 2,714	\$ 8,532	\$ 176,129
BURNETT	Grantsburg	\$ 48,775	\$ 49,598	\$ 1,297	\$ 22,938	\$ 122,608
	Webster	\$ 37,147	\$ 52,883	\$ 297	\$ 16,612	\$ 106,939
DOUGLAS	Superior	\$ 1,014,900	\$ 324,233	\$ 19,664	\$ 383,415	\$ 1,742,212
IRON	Hurley	\$ 70,751	\$ 12,000	\$ -	\$ 40,054	\$ 122,805
	Mercer	\$ 103,172	\$ 12,000	\$ -	\$ 27,191	\$ 142,363
SAWYER	Hayward	\$ -	\$ 139,882	\$ 30,164	\$ 170,914	\$ 340,960
	Lac Courte Oreilles	\$ 108,595	\$ 18,959	\$ 3,823	\$ 16,159	\$ 147,536
	Winter	\$ -	\$ 53,358	\$ -	\$ 37,891	\$ 91,249
VILAS	Boulder Junction	\$ 48,800	\$ 2,800	\$ -	\$ 24,355	\$ 75,955
	Eagle River	\$ 154,837	\$ 15,400	\$ 10,403	\$ 38,198	\$ 218,838
	Lac du Flambeau	\$ 143,980	\$ 2,800	\$ -	\$ 9,920	\$ 156,700
	Land O' Lakes	\$ 114,039	\$ 2,800	\$ -	\$ 41,131	\$ 157,970
	Manitowish Waters	\$ 67,274	\$ 2,800	\$ -	\$ 60,714	\$ 130,788
	Phelps	\$ 53,126	\$ 2,800	\$ -	\$ 24,563	\$ 80,489
	Presque Isle	\$ 69,576	\$ 2,800	\$ -	\$ 14,386	\$ 86,762
	Sayner	\$ 48,459	\$ 2,800	\$ -	\$ 44,848	\$ 96,107
	Winchester	\$ 34,200	\$ 2,800	\$ -	\$ 18,119	\$ 55,119
WASHBURN	Shell Lake	\$ 76,000	\$ 40,879	\$ 9,575	\$ 14,478	\$ 140,932
	Spooner	\$ 120,500	\$ 104,250	\$ 17,059	\$ 25,953	\$ 267,762
TOTAL		\$ 3,204,633	\$ 1,123,230	\$ 199,742	\$ 1,554,486	\$ 6,082,091

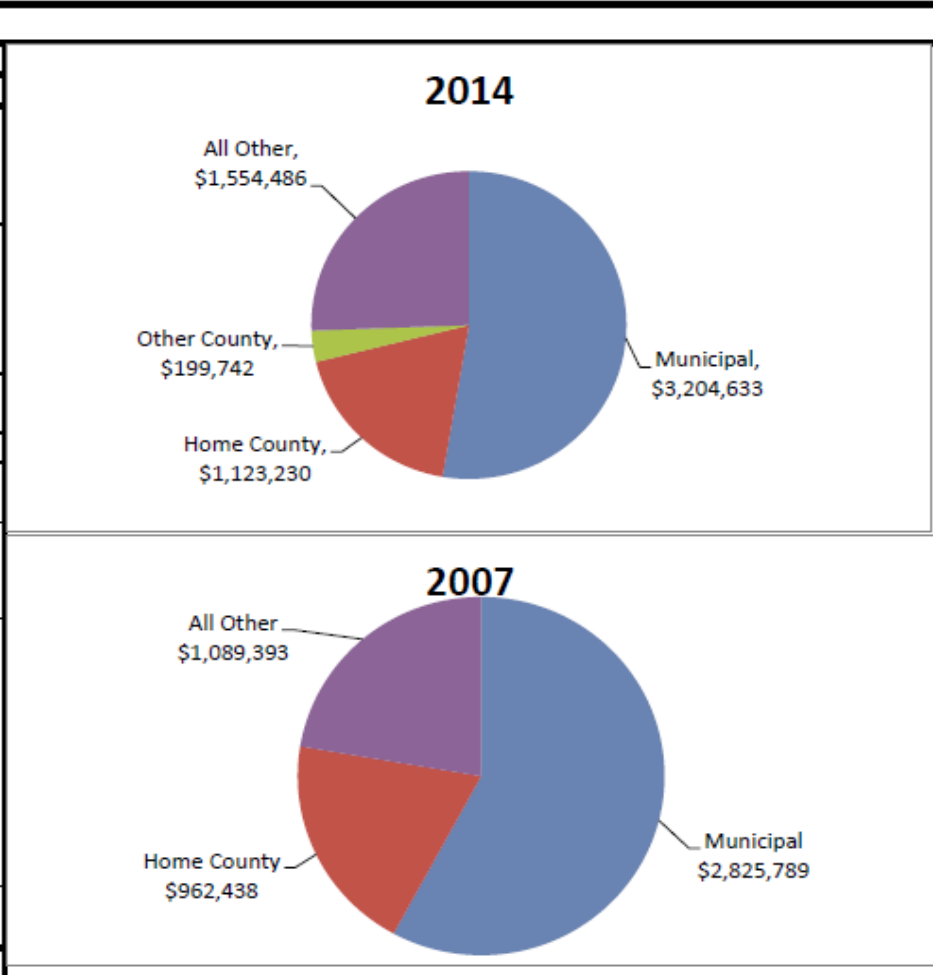


Chart 10 Where the Money Goes						
COUNTY	LIBRARY					Total
		Salaries	Benefits	Materials	All Other	Expenditures
ASHLAND	Ashland	211,073	101,630	65,537	\$ 155,363	\$ 533,603
	La Pointe	93,183	25,467	5,433	\$ 43,109	\$ 167,192
	Mellen	40,147	6,312	13,750	\$ 16,345	\$ 76,554
	Odanah	17,035	5,629	0	\$ 729	\$ 23,393
BAYFIELD	Bayfield	76,661	18,744	18,300	\$ 30,445	\$ 144,150
	Cable	52,467	4,147	15,039	\$ 23,111	\$ 94,764
	Drummond	33,835	4,753	5,559	\$ 12,775	\$ 56,922
	Iron River	59,691	11,584	14,006	\$ 24,414	\$ 109,695
WASHBURN	Washburn	83,553	19,026	24,391	\$ 42,282	\$ 169,252
BURNETT	Grantsburg	61,380	8,142	7,902	\$ 26,673	\$ 104,097
	Webster	38,946	15,150	15,631	\$ 34,359	\$ 104,086
DOUGLAS	Superior	812,088	310,280	86,621	\$ 222,882	\$ 1,431,871
IRON	Hurley	54,363	28,145	30,913	\$ 8,769	\$ 122,190
	Mercer	57,440	18,849	19,291	\$ 32,705	\$ 128,285
SAWYER	Hayward	168,679	37,630	23,965	\$ 91,856	\$ 322,130
	Lac Courte Oreilles	72,084	26,575	20,006	\$ 28,871	\$ 147,536
	Winter	35,081	6,139	12,476	\$ 21,325	\$ 75,021
VILAS	Boulder Junction	36,256	4,769	11,466	\$ 22,692	\$ 75,183
	Eagle River	101,508	13,387	31,600	\$ 72,343	\$ 218,838
	Lac du Flambeau	78,758	12,019	3,500	\$ 58,222	\$ 152,499
	Land O' Lakes	73,976	20,015	18,040	\$ 37,340	\$ 149,371
	Manitowish Waters	46,085	8,621	16,263	\$ 21,684	\$ 92,653
	Phelps	30,564	4,424	16,764	\$ 14,058	\$ 65,810
	Presque Isle	36,360	19,894	10,892	\$ 19,616	\$ 86,762
	Sayner	43,582	3,335	19,132	\$ 27,611	\$ 93,660
	Winchester	13,895	1,198	3,535	\$ 8,205	\$ 26,833
WASHBURN	Shell Lake	71,592	11,575	18,281	\$ 34,677	\$ 136,125
	Spooner	154,011	20,213	36,339	\$ 41,984	\$ 252,547
TOTAL		2,654,293	767,652	564,632	1,174,445	5,161,022

