





Child's First and Last Name _____

Dear Families,

Every week there will be fun learning activities that you can do with your children. We encourage you to try all of the activities to see which ones interest your child. The activities will include all areas of early literacy: reading, writing, listening and speaking.

UNIT 3: Wind and Water (Week Two)

READING	WRITING	LISTENING	SPEAKING
<p>Learning letters, sounds and words takes a lot of practice!</p> <p>Activity 1: Practice animal sounds with your child and try to identify the beginning letters used in the sounds. "R" Roar!; "M" Meow.</p>  <p>Check here _____</p>	<p>To become good writers, children must first think and talk about what they want to write.</p> <p>Activity 2: Go outside on a windy day. Talk about all the ways you can tell the wind is blowing. Do the trees shake? Does your hair move? Later, help your child write and illustrate the word "wind" on a piece of paper.</p>  <p>Check here _____</p>	<p>Listening and remembering what was said is an important skill for children to have.</p> <p>Activity 3: At bath time, talk about the different steps. First, close the drain. Then, fill up the tub with water. Next, undress and check to make sure water is not too hot. Last, sit in the tub and clean your body.</p>  <p>Check here _____</p>	<p>Children develop language skills through conversation and taking turns.</p> <p>Activity 4: Have your child help you prepare dinner. Explain how you use water to cook pasta and other food. Also, water is needed to clean the plates after dinner. Where does the water come from?</p>  <p>Check here _____</p>

Unit 1: Families

Unit 2: Friends

Unit 3: Wind and Water

Unit 4: Colors

Unit 5: Shadows

Unit 6: Things That Grow



Check for each day that you and your child read or created a story together and please return to teacher on _____. Please be sure to check off the days that you are reading with your child regardless of the language in which you are reading.

Monday_____ Tuesday_____ Wednesday_____ Thursday_____ Friday_____ Saturday_____ Sunday _____

Books we are reading at school:

One Dark Night by: Hazel Hutchins

Rabbits & Raindrops by: Jim Arnosky

Books your might enjoy reading together at home:

The Wind Blew by: Pat Hutchins

Raindrop, Plop! By: Wendy Cheyette Lewiston

Ask your child the following reading comprehension question: This story is full of surprises! What does the cat have in its mouth in One Dark Night? (Answer- everyone thinks it's a mouse, but it's really her baby kitten!)

Check out books at your local Chicago Public Library

Turn to back →

Dear Families,



Reading at home is very important – just as important as reading at school! **Children whose families read to them when they are young do better in school and have an easier time learning to read.** They know about sounds, letters, words, and books. We hope you can read to your child every day, even just 20 minutes a day can make a difference.



Unit 3 – Wind and Water

Tip for the Week: This week we will be reading books on rain, shelter and the wind. There are a lot of new words that we will be introducing to your child such as: thunder, storms, thunderstorms, shower, raindrops, soaked, waterproof, etc. Please look for ways to use these words in conversations with your child.

Math Concepts: Basic Geometry (Shapes)

Shapes are all around us and in class we will work on recognizing different shapes. Discuss with your child the unique shape of squares, and rectangles. Discuss squares  have four equal sides, and rectangles  also have four sides, two are long and two are short.

I'm A Little Teapot is a song your child is learning in class. *I'm A Little Teapot* is a good example of rhyming words and children needs lots of practice hearing the similarities and differences in the ending sounds of words. This song also looks at a different form of water - steam. Please ask your child to sing along with you. The words are listed below:

I'm a little teapot, short and stout.
Here is my handle; here is my spout. <i>(Place right hand at waist. Hold left elbow up with hand bent down)</i>
When I get all steamed up, hear my shout,
"Tip me over, and pour me out!" <i>(Bend at the waist to the left.)</i>
Please sing the song again.