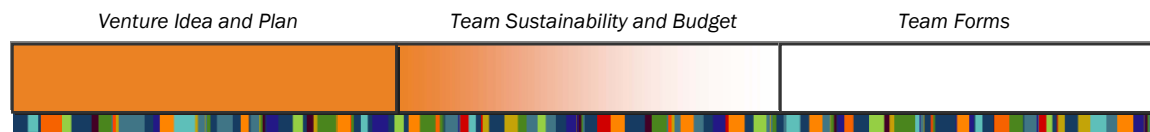


Youth Venture Action Plan – Narrative Format

Section 2 of 3:

TEAM SUSTAINABILITY/ BUDGET




Team Sustainability and Budget

Keep Your Venture Going and Growing

Ventures are *sustainable*. This means that they should continue to exist even if you move on, graduate, or switch schools. Your Venture must be more than a one-time project or event. The following worksheet will help you plan a sustainable Venture. If you need more space to write, feel free to expand on another page. {See Guide for tips on thinking about sustainability.}



Membership: How are you going to recruit new members? How will you keep Team Members and volunteers interested?




Leadership: How will you put new leaders in place when current leaders leave?



Fundraising: How will you continue to fund your project once the Youth Venture seed funding grant is spent?



Team Sustainability and Budget

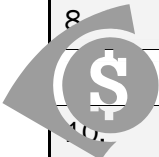
Expense Form

Youth Venture grants are for **start-up** seed funding and should only be used to help cover a Venture’s expenses until the Team starts earning funding on its own. List **all** of your Venture’s **start-up expenses**. Please be as specific as possible, and make sure your cost estimates are accurate. For any donated supplies, write “**donation**” in the total cost column. To make room for your entire list of expenses, **photocopy this worksheet before you begin**. You can use the last column to group supplies for certain goals, events, or projects. {See Guide for common finance terms and some tips on making the most of your money.}



Guide
p. 14-15

8.					
9.					
10.					
11.					
12.					
13.					
Total Expenses on this page: (add all numbers in Total Cost column)			\$		
5.					
6.					
7.					



Team Sustainability and Budget

Income Form



List all of the income you expect your Venture to receive. This includes your Youth Venture seed funding and estimates for any future income that your Venture will use to sustain itself. This page is a good place to show that your Team is thinking about its income beyond Youth Venture's initial seed funding. How will your Venture acquire funding after the start-up grant has been spent? Consider other possible sources of income, such as fundraisers, cash donations, donated services or materials, admission fees, or revenue selling a product or service. {See Guide for example fundraising events and activities and ideas on how to leverage your seed funding to raise more money.}



Source of Income	Amount of Income (\$)	When is this expected? (month)	Comments
1. Youth Venture seed funding *			
2.			
3.			
4.			
5.			
6.			
7.			
8.			
9.			
10.			
Total Income: (add numbers in 'Amount of Income' column)	\$		



Team Sustainability and Budget

* Please state the amount of seed funding you are requesting from Youth Venture. Any money requested should be reflected as a total of specific purchases⁴ from the expense form on page 3. Any unused funds will go to support other teams. (See Guide for a list of what Youth Venture will and will not fund.)

Now it's time to balance your income and your expenses. Please complete the following chart using pages 3-4

Venture Idea and Plan	Team Sustainability and Budget	Team Forms
-----------------------	--------------------------------	------------


- 1) Look at the expense form. Total your expenses and then indicate this total below.
- 2) Look at the income form. Total your income and then indicate this total below.
- 3) Subtract total expenses from total income to calculate your balance. Indicate your total balance below.

Total Income: \$ _____	Total Expenses \$ _____	Total Balance: \$ _____ (Income - Expenses = Balance)
----------------------------------	-----------------------------------	--



Budget checklist:

Are you finished with your Team's budget? Let's double-check!

- You understand that Youth Venture only funds start-up expenses and you must use your funds within the first year of your Venture.
- You have reviewed all of the expenses listed on the **expense form**. You have remembered to include **expense needed to achieve your goals**. You have researched and indicated all of the supplies that you will **buy, or receive for free**. {See Guide for some good places to research supply costs and to find cheap or free **es.**} 
- You have included all of your sources of income on the **income form**. Youth Venture and your Selection Panel will want to see that you are thinking about your Venture's sustainability. (Listing multiple sources of income will prove that you are thinking about the future of your Venture.)
- You have **totaled** your **income, expenses, and balance** in the **budget summary** chart above. Check that your expenses for the year are less than or equal to your total income, or that your balance is above **zero**. Any seed funding that you don't use will be returned to fund other Ventures.

Team Sustainability and Budget

