

RESOLUTION NO. 1675

**A RESOLUTION ADOPTING THE TILLAMOOK URBAN RENEWAL AGENCY
COLOR CHART FOR THE CITY OF TILLAMOOK TOWN CENTER OVERLAY DISTRICT**

WHEREAS, the City of Tillamook adopted Ordinance #1285 which amends certain sections of the Code of Ordinances, particularly Title XV, 153.017 pertaining to building color in the Town Center or TC Overlay District; Tillamook City Code of Ordinances, and

WHEREAS, Ordinance #1285 authorizes that the City Council can adopt a color chart by Resolution for use in ensuring color compatibility in the Town Center; and

WHEREAS, the Tillamook Urban Renewal Agency Streetscapes Committee met on March 22, 2011 to review and recommend a color chart to the Tillamook Urban Renewal Agency; and

WHEREAS, the recommended color chart or equivalent, was adopted by the Tillamook Urban Renewal Agency Board of Directors on April 5, 2011 and is hereby attached as Exhibit A and Exhibit B; and

WHEREAS, the City of Tillamook Beautification Committee, met on September 2, 2014 to review color palettes and color charts; and

WHEREAS, the Beautification Committee recommends the City adopt same color chart or equivalent, as the Tillamook Urban Renewal Agency.

NOW, THEREFORE, be it resolved that the Tillamook City Council hereby adopts Exhibit A and Exhibit B as the color chart for the Tillamook Town Center Overlay District for the City of Tillamook and future building colors must match the chart or equivalent.

ADOPTED AND APPROVED by the Tillamook City Council this 15th day of September, 2014.

SIGNATURE ON FILE

Suzanne Weber, Mayor

ATTEST:

SIGNATURE ON FILE

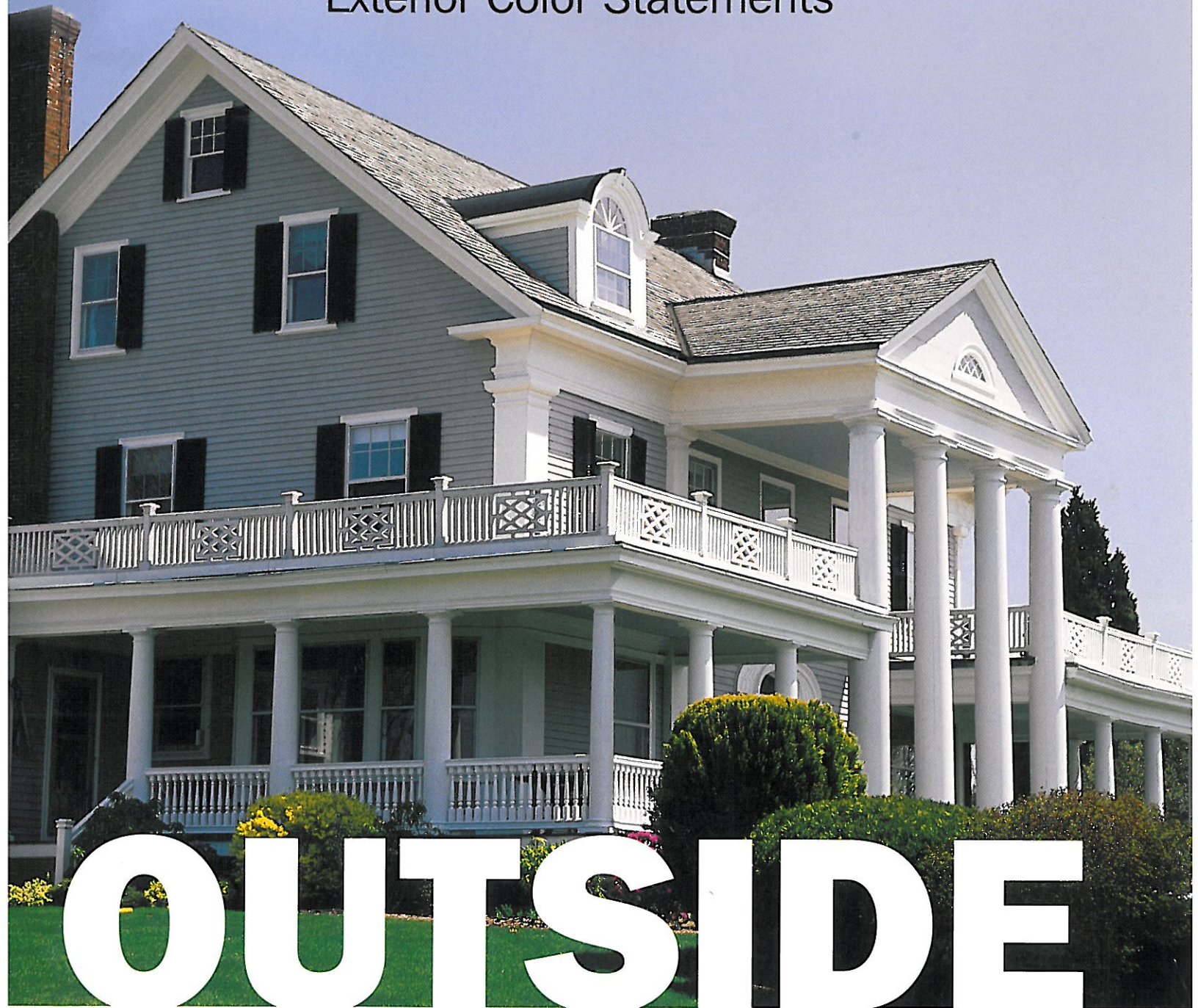
Abigail Donowho, City Recorder

Exhibit A

THE VOICE OF COLOR®

PPG PITTSBURGH® PAINTS

Exterior Color Statements



The beautification of your home is intimately related to the valuation of its architectural elements, the respect of its surroundings and naturally, the expression of your personal tastes. Selecting the right colors that harmonize with those considerations will have

a major impact on the personality you want your home to convey.



Body: Milk Paint 314-1, Trim: Dark as Night 506-7



YOUR HOME IS YOUR CANVAS

Some colors are already established. Choose a color scheme that harmonizes with existing colors, like brick, stone, and landscaping.

BODY (Siding)

An effective exterior palette consists of three main colors.

Body or siding color should be the dominant one and should influence the choice of the other ones.

The color of brick or other types of coating must be taken into consideration when choosing your color palette.

ROOF

The color of the roof has to be considered in the color palette.

The paint color does not need to match the roof but it should harmonize.

SHUTTERS, MOULDINGS, DOORS, WINDOW SASHES, BRACKETS, COLUMNS AND PORCH DECKS

To maximize the details of those architectural elements select accent colors. To minimize those architectural details use a shade darker or lighter than the color of your siding.

GARAGE DOOR

Generally, the color must blend with your home and integrate into the overall structure. Avoid bright and contrasting colors.

Use the 60 :: 30 :: 10

RATIO OF COLOR

60% -> for the body,

30% -> for the roof, door and window,

10% -> for the architectural details.



Body: Pariffin 521-2, Door: Cavalry 549-7, Trim: Delicate White 518-1

THE FINISHING TOUCH

FLAT

A high-hiding matte finish will bring out the natural shape of your home's architecture. An ideal finish for the body of your home.

SATIN

A soft sheen with excellent performance. A velvet finish with lasting protection. It enhances your home and is an excellent choice for the body, trim, shutters and fascia.

SEMI-GLOSS

A lustrous finish with maximum durability. Ideal for trim, doors, shutters and architectural details.

GLOSS

A brilliant finish with excellent adhesion. Ideal for trim, doors, shutters and architectural details.

TO CHOOSE THE RIGHT COLORS FOR YOUR EXTERIOR,
 FOLLOW A FEW SIMPLE GUIDELINES AND YOU WILL BE ABLE
 TO CREATE THE IDEAL PALETTE FOR YOUR HOME.

CREATE




Sausalito 214-2

Ivory Tower
313-1

Thyme Green
510-6



Deep Teal 414-4



Commeal 213-3



Peony Teal 315-4




Off White
516-1



Toasted Almond
414-3



Milk Paint
314-1



Safari
312-3



Creamy White
512-2



Caramel Kiss
318-6



Toffee Crunch 216-4



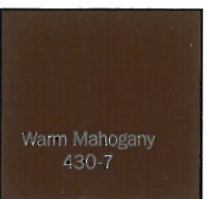
Delicate White 518-1



Silver Feather 530-1




Heavy Cream
314-2




Warm Mahogany
430-7



Stonington
416-4



Admiralty
546-7



Burning Bush
332-7



Phantom Mist
530-7



Almond Cream 315-3




Paraffin 521-2



Chippendale 423-6




Wycherly Teal
412-4



Brick Dust
432-7



Delicate White
518-1



Cavalry
549-7




Golden Ecu
316-4



Applesauce Cake
316-5

ALL VISUAL ELEMENTS BECOME PART
OF YOUR COLOR PALETTE, EVEN THE ONES
YOU DO NOT PAINT.

ELEMENTS



Southern Wood 325-6




Soft Suede
313-3




Sarsaparilla
527-7



Golden Eora 316-4



Tampico Brown 325-7



Prairie Dust 413-4



Rattan Palm
512-6



Kodiak
417-7



Earthy Ocher
315-5



Star Anise
521-7



Heavy Cream
314-2




Black Elegance
531-7



Nutmeg 326-6




Foxfire Brown 324-6



Stony Creek 414-5



Pony Tail
315-4



Bird House Brown
425-7



Heavy Cream
314-2



Jute
314-5




Toasted Almond
414-3




Carob Chip
537-7



Navajo White 515-2



Knight's Armor 518-6



Ruby Lips 434-7



Blaze
333-7



Pumpernickel
522-7



Southern Breeze
414-2



Merlot
435-7



Eiffel Tower
521-5



Black Magic
518-7

Always take into consideration your complete exterior, and choose a palette that visually unifies the existing elements that will remain unpainted, such as: brick, mortar, stone facing, stucco, roof, driveways, walkways, landscaping, eaves, metal windows, decorating trims.




Quicksilver 549-5



Thin Ice 518-3



Victory Blue 447-7



Whiskers 513-4




Nettle 312-4



Bone White 516-3



Sage Green 510-5



Dark As Night 506-7




Adobe White 513-2



Aqua Smoke 556-5



Green Tea Leaf 510-5



Castle Stone 510-7



Tabu 412-3



Scotch Mist 510-3



Patches 515-6



Winter Mood 512-1



Autumn Gray 511-6



Olive Gray 519-5



Sheffield Gray 549-6



Stonehenge Gray 515-5



Blue Blood 556-6




Gray Heron 508-5




Chalky Blue 552-5



Prophetic Sea 546-5



Toasted Almond 414-3



Napoleon 541-7




Moonlit Snow 549-1



Black Forest 555-7




Ostrich Feather 413-3



Blue Zephyr 546-6

Finding your perfect color.



MOST-LOVED COLOR COLLECTIONS

These four color cards showcase some of the most-loved color selections in each of their categories. The Inside card features beautiful wall, ceiling and moulding colors. The Outside card includes classic and modern color combinations for the body, trim and accent parts of your home. The Historical card provides authentic colors for your home's particular architecture. The Whites card offers guidance in choosing the best white for your project.




UNIQUE INSPIRATION

Our Harmony color brochures offer the most up-to-date and classic colors in unique five-color chips. It's like having a mini interior designer with the inspiration cards offering color selections for paint, fabrics, window treatments, flooring, pillows and other accessories.




COLOR TRENDS

Eagerly anticipated each year, new color trends resonate with our desire to constantly reinvent ourselves and our living spaces. The Voice of Color® Trends brochure showcases the newest colors for paint and home décor.



HACIENDA STYLE

This beautiful color collection is filled with rich, authentic colors of the Mexican haciendas.



FALLINGWATER®

Frank Lloyd Wright's architectural masterpiece is showcased in the Fallingwater® Inspired Color Collection featuring colors used on and surrounding Fallingwater.

If you do not find the color card in-store, visit: www.voiceofcolor.com and send us an email requesting the card to be sent to you.



THE VOICE OF COLOR® SAMPLE PROGRAM

PPG Pittsburgh® Paints has a variety of ways to sample color from small-sized samples to quarts to large 8 x 12 swatches. Ask your paint retailer for what they can provide so you can try the colors in your own home.

Large 8 x 12 samples of any of our colors can be ordered on-line: www.voiceofcolor.com; click **Shop On-Line**.

THE VOICE OF COLOR®
PPG PITTSBURGH® PAINTS

www.voiceofcolor.com

PPG Industries, Inc. • PPG Architectural Finishes, Inc. • One PPG Place • Pittsburgh, PA 15272 • 1-800-441-9695 • Fax 1-888-807-5123
PPG Canada, Inc. • 4 Kenview Boulevard • Brampton, Ontario • L6T 5E4 • (905) 790-5349 / 1-877-238-8441 • Fax (905) 458-0673 / 1-800-387-0561
P16611 (01/10) • 2010 © PPG Architectural Finishes, Inc.

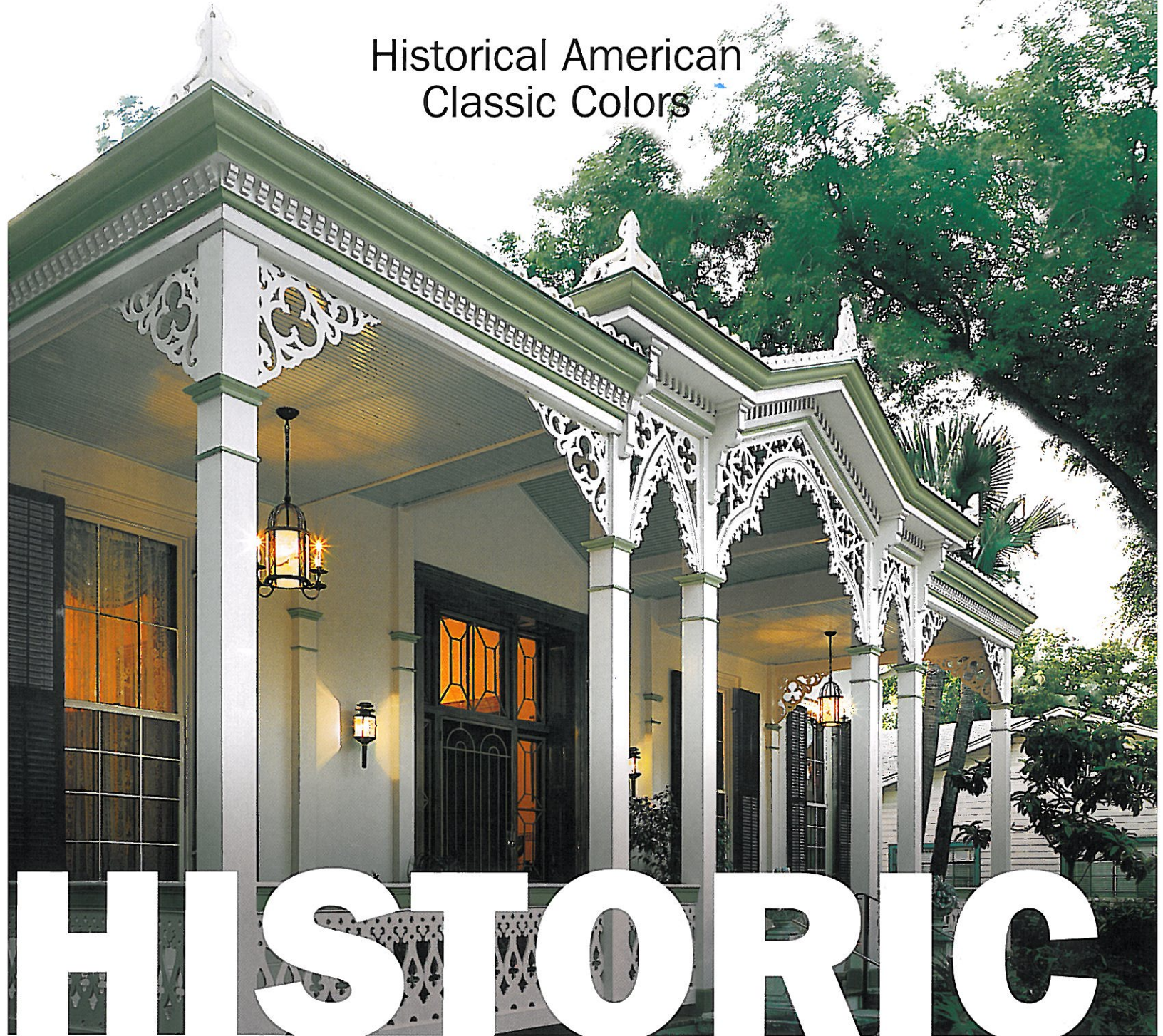


Exhibit B

THE VOICE OF COLOR®

PPG PITTSBURGH® PAINTS

Historical American
Classic Colors



PPG
PITTSBURGH® PAINTS



Body: Azalea Leaf 454-6, Shutters: Midnight Hour 554-7, Trim: Delicate White 518-1



Body: Candlelit Beige 216-1, Stairs and Base: Golden Ecu 316-4



Body: Provence 453-4, Trim: Adobe White 513-2, Accents: Brandy Snaps 534-5, Earthy Other 315-5

COLONIAL / FEDERAL

- ❖ Low pitched roof or flat roof with balustrade
- ❖ Side-gabled hipped or center gabled style roofs
- ❖ Windows aligned horizontally and vertically in symmetrical rows around a center doorway
- ❖ Elliptical or semicircular fanlight over the front door
- ❖ Decorative crown or roof over the front door
- ❖ Narrow side window flanking the front door
- ❖ Palladian window
- ❖ Shutters
- ❖ Circular or elliptical windows.
- ❖ Fanlight often incorporated into more elaborate door surround, which may include a decorative crown or small entry porch
- ❖ Cornice usually emphasized by decorative mouldings, most commonly with tooth-like dentils
- ❖ Decorative swags and garlands
- ❖ Geometric forms such as polygonal or bowed bays

GREEK REVIVAL

- ❖ Large veranda or living porch
- ❖ A portico across the entire front and the roof ridge running from front to back
- ❖ Dormers are rare and roofs are generally gabled or of low pitch
- ❖ Cornice line of main roof emphasized with wide band of trim
- ❖ Enormous window and door
- ❖ Pedimented gable
- ❖ Front door surrounded by narrow sidelights and rectangular line of transom lights above
- ❖ Symmetrical shape
- ❖ Door and lights usually incorporated into more elaborate door surround
- ❖ Window sashes most commonly with six-pane glazing
- ❖ Small frieze-band windows set into the wide trim
- ❖ Beneath the cornice are frequent
- ❖ These are often covered with an iron or wooden grate fashioned into a decorative Greek pattern

VICTORIAN

- ❖ Asymmetric forms
- ❖ Multi-color walls
- ❖ Steeply pitched roofs
- ❖ Mansard roof
- ❖ Dwellings built with very conceivable type of trim including wooden lacework, patterned shingles
- ❖ Porches and towers with concave roofs
- ❖ Complex roofs with cross gables, conical turrets dormers and decorative brackets beneath eave
- ❖ Finials and cresting to decorate the roof ridges
- ❖ Bay window
- ❖ Column
- ❖ Turret
- ❖ Lintel
- ❖ Dentils
- ❖ Cornice
- ❖ Wood siding

THE FINISHING TOUCH

FLAT

Soft, no-gloss finish that helps to hide minor surface imperfections. A popular finish for walls and siding.

MATTE

Very light gloss that hides minor surface imperfections. A traditional finish for walls and siding.

EGGSHELL

Smooth, delicate, yet durable finish with slight gloss. Highlights trim while maintaining an almost flat appearance on walls.

SATIN/PEARL

Rich, all-surface finish perfect for any room or style. Has more improved durability than flat finishes.

SEMI-GLOSS

Stain resistant, gloss look that is highly resistant to weathering. Highly washable.

GLOSS

Brilliant, polished finish for trim, doors, furniture and more. Maximum durability, stain resistance and washability.

COLONIAL / FEDERAL

The COLONIAL / FEDERAL style was characterized by simple construction techniques like a rectangular plan, two roof slopes and symmetrical windows. From 1780, with the influence of the architecture of ancient Rome, the houses moved away from strictly rectangular. Color plays an important role in the development of this style.

All Chips Peel Off

Candlelit Beige 216-1

Butterfly Bush 212-3

Gold Buff 215-4

Gothic Gold 215-7

Whispering Pine 410-3

Blue Sage 409-4

Dark Sage 409-6

Pine Forest 505-7

Gray Frost 555-4

Chalky Blue 552-5

Azalea Leaf 454-6

Midnight Hour 554-7

Ginger Cream 534-3

Amaretto 329-6

Brick Dust 432-7

Sweet Spiceberry 431-7

Golden Ecrú 316-4

Oyster Shell 416-5

Woodbridge 413-6

Seal Skin 416-7

GREEK REVIVAL

In the beginning of the 19th century, inspired by the classical period, American architecture began to slide towards a style more inspired by ancient Greece. Most of GREEK REVIVAL frame houses were painted white to simulate the marble of the ancient Greek.




Paraffin 521-2



Misty Gray 530-3



Sourdough 418-3




Soft Suede 313-3




Ash Essence 508-1



Vagabond 412-2



French Gray Linen 411-3



Ugly Sage 409-4



Moondance 545-2



Austrian Ice 451-1



January Dawn 447-1




Twinkle Blue 447-2




Summer Lily 229-1



Misty Morn 439-1



Ancestral 537-4



Brandy Snaps 534-5



Chalfonte 532-2



Stonington 416-4




Ranch Mink 526-5




Poppy Pods 526-6

VICTORIAN

With the popularity of a more romantic style, the Victorian movement replaces the neoclassical style. During this time, industrialization brought many innovations in architecture. The VICTORIAN homes are colorful, characterized by complex forms and elaborated details. The highly decorative features of this period fulfilled a new found love of exquisite design.



Heavy Cream 314-2



Safari 312-3



Earthy Ocher 315-5



Chicory 316-6




Woollen Vest 412-4



Green Tea Leaf 510-5



Gray Heron 508-5



Shady Knoll 407-7




Babbling Brook 401-3




Cathedral Glass 455-5



Provence 453-4



Sailor's Coat 552-7




Moody Mauve 435-5



Chocolate Sparkle 536-6




Tin Lizzie 542-5



Red Red Wine 436-7



Pizza Pie 331-6



Tampico Brown 325-7




Earl Gray 522-5



Friar's Brown 515-7

Finding your perfect color.




MOST-LOVED COLOR COLLECTIONS

These four color cards showcase some of the most-loved color selections in each of their categories. The Inside card features beautiful wall, ceiling and moulding colors. The Outside card includes classic and modern color combinations for the body, trim and accent parts of your home. The Historical card provides authentic colors for your home's particular architecture. The Whites card offers guidance in choosing the best white for your project.




UNIQUE INSPIRATION

Our Harmony color brochures offer the most up-to-date and classic colors in unique five-color chips. It's like having a mini interior designer with the inspiration cards offering color selections for paint, fabrics, window treatments, flooring, pillows and other accessories.




COLOR TRENDS

Eagerly anticipated each year, new color trends resonate with our desire to constantly reinvent ourselves and our living spaces. The Voice of Color® Trends brochure showcases the newest colors for paint and home décor.



HACIENDA STYLE


This beautiful color collection is filled with rich, authentic colors of the Mexican haciendas.



FALLINGWATER®

Frank Lloyd Wright's architectural masterpiece is showcased in the Fallingwater® Inspired Color Collection featuring colors used on and surrounding Fallingwater.

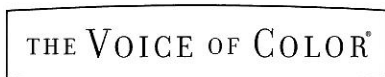
If you do not find the color card in-store, visit: www.voiceofcolor.com and send us an email requesting the card to be sent to you.



THE VOICE OF COLOR® SAMPLE PROGRAM

PPG Pittsburgh® Paints has a variety of ways to sample color from small-sized samples to quarts to large 8 x 12 swatches. Ask your paint retailer for what they can provide so you can try the colors in your own home.

Large 8 x 12 samples of any of our colors can be ordered on-line: www.voiceofcolor.com; click **Shop On-Line**.



PPG PITTSBURGH® PAINTS

www.voiceofcolor.com

PPG Industries, Inc. • PPG Architectural Finishes, Inc. • One PPG Place • Pittsburgh, PA 15272 • 1-800-441-9695 • Fax 1-888-807-5123

PPG Canada, Inc. • 4 Kenview Boulevard • Brampton, Ontario • L6T 5E4 • (905) 790-6349 / 1-877-238-6441 • Fax (905) 458-0673 / 1-800-387-0561

P16612 (01/10) • 2010 © PPG Architectural Finishes, Inc.

