

Chemist's Name: _____ Class: 8__ Date: _____

Mrs. Bouchard – 8th Grade Science

Introduction to Elements: Periodic Table

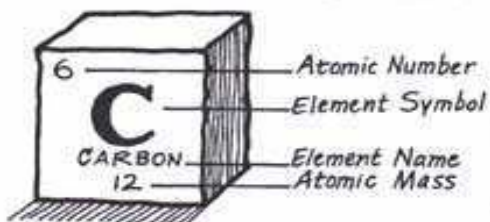
Directions: Fill in the table for each of these elements. Use your work from today to help you.

A WORLD-FAMOUS TABLE

There is a table (not one for dinner) that's probably the most famous table of science.

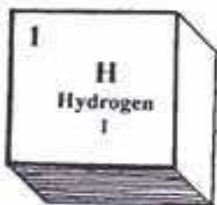
If you learn how to read it, you'll have quick access to important stuff about elements. It's called the Periodic Table (because it's written in rows, called periods).

Build your skill at reading the Periodic Table by finding the missing information in the samples below.

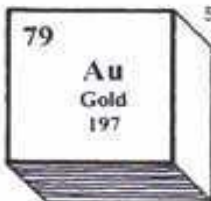


REMEMBER:

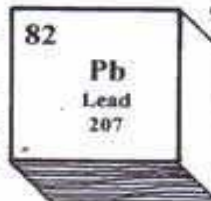
atomic mass = protons + neutrons
 atomic number = # protons
 # protons = # electrons



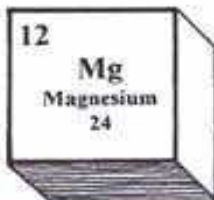
1. a. atomic number _____
 b. atomic mass _____



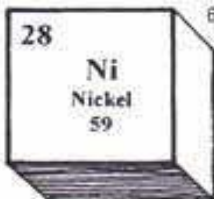
5. a. # electrons _____
 b. # protons _____
 c. atomic number _____
 d. name of element _____



9. a. element name _____
 b. # protons _____



2. a. element name _____
 b. atomic number _____



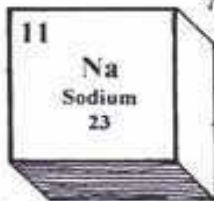
6. a. atomic mass _____
 b. element symbol _____



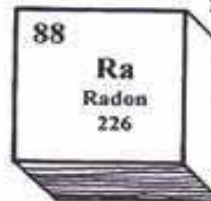
10. a. # electrons _____
 b. atomic mass _____



3. a. # protons _____
 b. element symbol _____




7. a. element symbol _____
 b. # neutrons _____
 c. element name _____



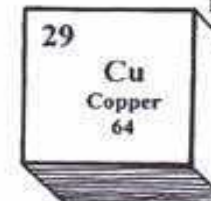
11. a. atomic number _____
 b. # neutrons _____



4. a. atomic number _____
 b. element name _____



8. a. atomic number _____
 b. # neutrons _____



12. a. atomic mass _____
 b. # neutrons _____

Name _____