

#6-3/4 BRM Envelope Template (3-5/8" x 6-1/2")

This template was created to help you accurately construct a #6-3/4 Business Reply Mail Envelope.

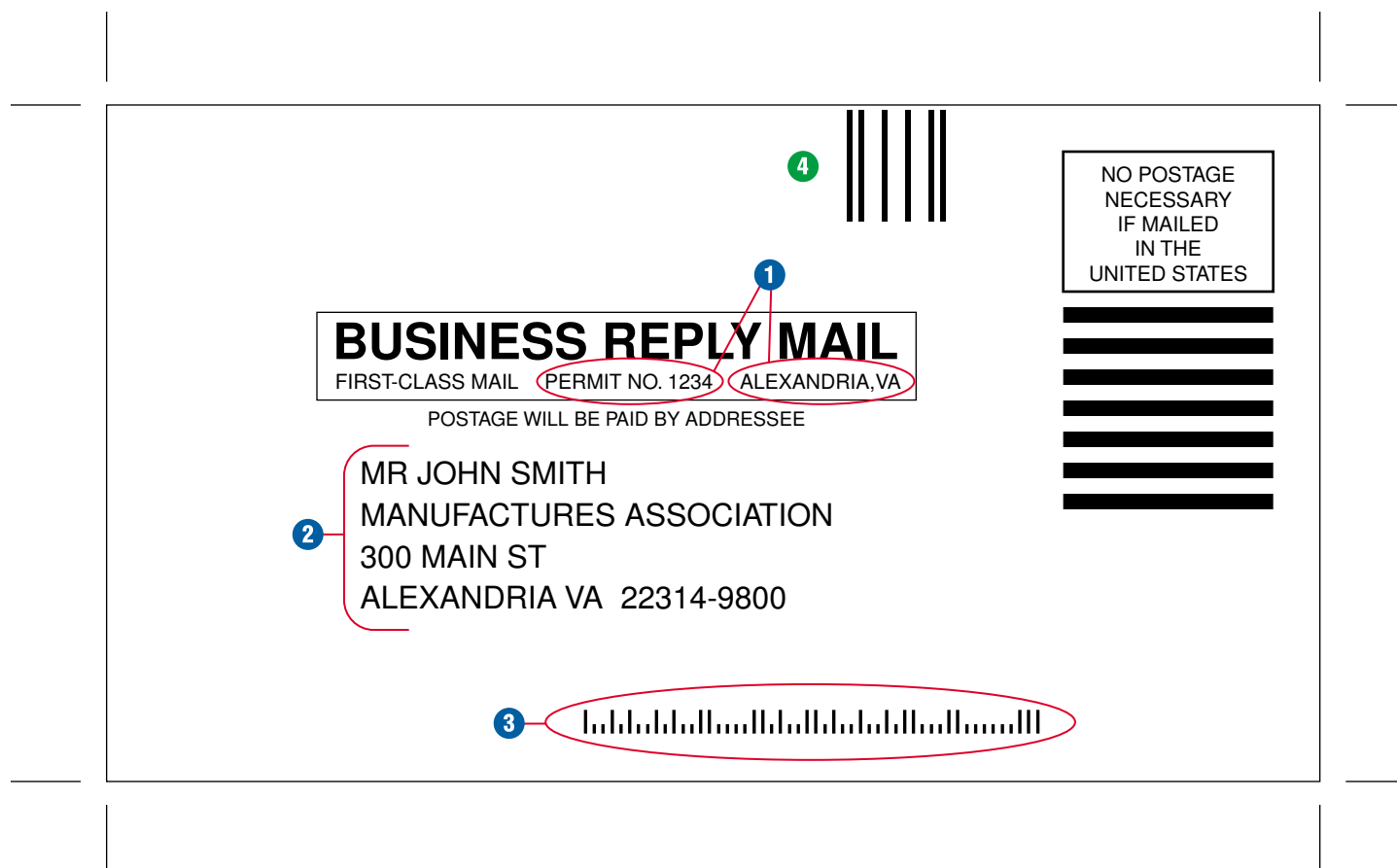
It consists of 3 layers:

1. Instruction Layer (which you are now on).
2. Working Layer (where you will construct your BRM).
3. Dimensions Layer (shows you the boundaries for the placement of information).

As shown below, there are **three** areas that must be completed on the Working Layer of your BRM:

- 1 Business Reply Legend: Insert permit number, city, and state where permit is issued.
- 2 The address where BRM is returned.
- 3 Unique 9-digit ZIP+4 barcode assigned by Postal Service.
- 4 FIM C. (Do Not Move.)


For further technical information, please reference QSG 922 and DMM S922.5.



USPS BRM Template #6-3/4 Envelope 3-5/8" x 6-1/2"

Instructions Layer

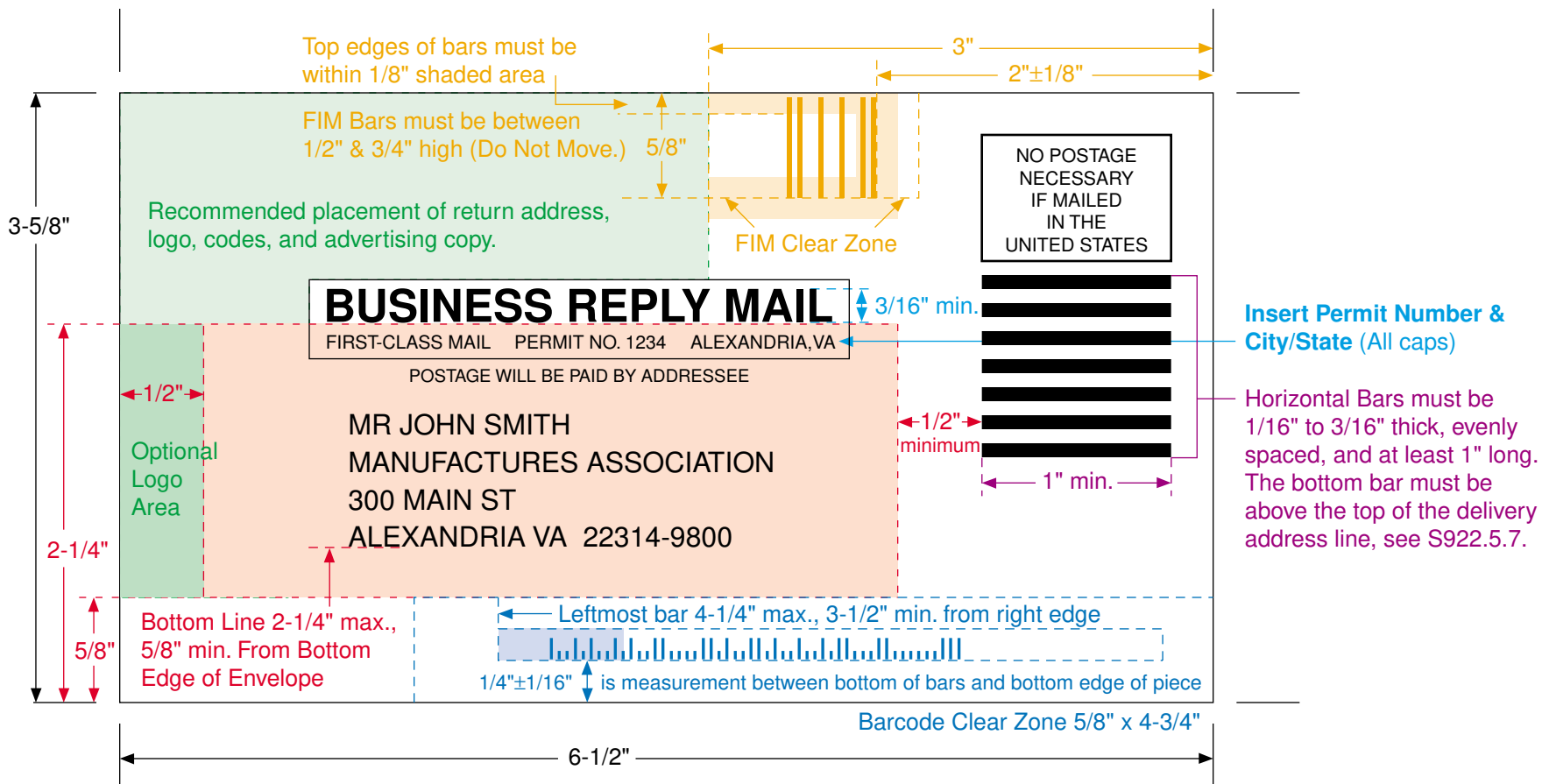
January 2001 File Name: b634.pdf



USPS BRM Template #6-3/4 Envelope 3-5/8" x 6-1/2"

Working Layer

January 2001 File Name: b634.pdf



USPS BRM Template #6-3/4 Envelope 3-5/8" x 6-1/2"

Dimensions Layer