

Laurencio Ruiz
101 M Elm Building
(814) 949-5747
Office hours: T-TH from 11:10 to 12:10
Lcr112@psu.edu

ART 010
113 CAC
T-R From 4:05PM to 5:20PM
Spring 2006

ART 010

Introduction to Visual Studies, Space and the Principals of Visual Organization.

OBJETIVES

This course will provide you a foundation in the study of visual culture as a practice of looking/seeing. Moving from visual arts to graphic design, advertising, photography, film and other media and visual communications, this introductory class will establish the base on which more advanced study can be built.

REQUIRED SUPPLIES:

- 1 Strathmore 400 Series Premium Recycled or Medium Paper 24-Sheet Drawing Pad. 18"x24" (or its equal from a different brand name)**
 - 3 Pencils: HB, 2B, 4B or 6B
 - Charcoal sticks, 2 thin, 1 medium, and 1 thick (No charcoal pencils or compressed.)**
 - 1 Snap-Off Blade Utility Knife and replacement blades. (CAUTION: very sharp blade.)**
 - 12" elementary plastic ruler
 - 1 pair of scissors
 - White tacky glue, 4 oz.(Incredibly Tacky glue from Crafter's Pick)**
 - Acrylic paint (colors will be determined during class as need it.)
 - Synthetic brushes: Flat and round (will be determined during class as needed)**
 - Additional construction paper, poster board, wire, tapes; will be announced.
- ** For more detail please see attachment.**

EVALUATION CRITERIA FOR CLASS PROJECTS, ASSIGNMENTS AND FINAL PROJECT.

Your final grade will be based on the following components:

- Class Projects 30%
- Assignments 50%
- Final Project 20%

Penn State University Grading Policy

95 and above	A	75.5-79.9	C+
90.0-94.9	A-	70.0-74.9	C
87.7-89.9	B+	60.0-69.9	D
83.3-87.6	B	59.9 and below	F
80.0-83.2	B-		

The criteria for each class project grade will be based on the following:

A = 10.0 Excellent. Your project will:

- Be completed on time.
- Have a strong design, imagination.
- Be innovative.
- Be very well executed technically.
- Will show thorough comprehension of the media.
- Demonstrate your ability to go beyond the basics.

B+ =9.0 Very Good:

- Demonstrate good design.
- Show creativity.
- Be technically well executed.
- Show substantial progress.

B =8.0 Good:

- Demonstrate good design.
- Show some creativity.
- Show good technique and skill.
- Show some progress.

C = 7.0 Average:

- Reveal a lack of comprehension of the media.
- Fulfill the assignment, but not show substantial exploration of design possibilities.
- Show limited technique and skill.
- Not taken as far as possible or not finished.

D = 6.0 Below Average:

- Weak design.
- Weak concept.
- Inadequate technique and skill.
- Unfinished project.
- Does not fulfill the basic requirements of the assignment.

F= 5.00 Failing when:

- Project is not completed and it does not complete the basic requirements.
- Projects completed with assistance of any person other than the instructor, unless the instructor has given prior permission for this assistance.
- Show evidence of plagiarism.

Zero when:

- Missed turning it in.
- You forgot it at home or It was destroyed on your way to class.
- Any other excuse for missing turns it in on time.

LATE WORK POLICY

I do not accept late work (either class projects or assignments). Every class project or assignment NOT TURNED IN will get a ZERO. **There is no make-up without a legal, documented excuse for absence (with phone number for verification).** If you do not finish or complete an assignment, you must show up anyway. Also, if you are absent, your project is still due that day. You can be absent from a class, but your work can't. So, if you are planning to be absent that same day the assignment or project is due, you MUST deliver it TO ME before class, either in person or through someone else.

ATTENDANCE... MISSING CLASSES?

The student must attend every class but you will be allowed THREE absences ONLY (the equivalent of one and a half week of instruction). Use them wisely. Acceptable absences (late work policy applies) include such reasons as major sickness, funerals, job interviews, family emergencies, etc. Being late to class repeatedly (three times) will also be counted as an absence. You can come late to my class, but don't do it. Extenuating circumstances will be left to my discretion.

IMPORTANT NOTE: One percentage will be subtracted from your final grade for every absence over three regardless of the reason: example, if you have been absent 4 times and you have a final A- grade, you will receive a B+. If you have been absent 5 times your final grade will be B.

DURING CLASS

- You are responsible for work done in class and for the supplies for each class and the next project.
- You are expected to participate in class discussions and activities.
- Do not receive or make cell phone calls during class, and please shut cell phones off before class.
- Music from iPod is allowed but not during any explanation or lecture.

ABOUT CLASS PROJECTS, ASSIGNMENTS AND FINAL PROJECT.

Class Projects (30%): During class you will be involved in different projects in which, as a team or individually, you have to complete the project and turn it in by the end of class. if you are absent, no matter the reason, you receive a zero for that project. **(See late work policy for details.)**

Assignments (50%): Throughout the course of the semester, students will be given frequent homework assignments. You can be absent from a class, but your assignment can't. So, if you are planning to be absent, that same day the assignment is due you MUST deliver the assignment TO ME before class, either in person or through someone else. Every assignment NOT TURNED IN will get a ZERO. **(See late work policy for details.)**

Final Project (20%)

Each student will complete a final project, due **Tuesday, April 25th**. Possible topics and formats will be discussed in class, and then each student must consult with me to discuss his/her ideas. After this consultation, students will submit a written proposal no later than the last Thursday of March (30th.)

RESPONSABILITIES:

Because this is a studio class and we will be using sharp blades, please keep in mind at all times the following rules, as a member of this class:

1. Always follow the rules and directions for your own and others' safety.
2. Please always use a cutting mat for any cut you need to make, (I'll provide.)
3. Do not cut or paint over working tables.
4. Return to their original place all tools after each use.
5. Clean working space after each use and before leaving class.
6. **Sign and turn in last page of this syllabus with your personal information and answer four questions attached with it by Tuesday, January 10th.**

DISABILITY POLICY

The Pennsylvania State University encourages qualified persons with disabilities to participate in its programs and activities. If you anticipate needing any type of accommodation in this course or have questions about physical access, please tell the Instructor as soon as possible.

ACADEMIC INTEGRITY

The University's policy on academic integrity can be found on the world-wide-web at <http://www.psu.edu/polreg/studguid.html#R64>. Section 49-20 of this code describes academic dishonesty by including cheating, plagiarizing, fabricating information or citations, facilitating acts of academic dishonesty by others, having unauthorized examinations, submitting the work of others or previously submitted work without instructor's permission, and tampering with the work of others. Students violating this code will fail the course and be referred to Judicial Affairs to further disciplinary actions.

Personal Information:

Name: _____

PSU EMAIL: _____ Phone: _____

Major: _____

Why do you think it is important to take an art class?

What do you think visual studies are about?

What do you want to achieve in this class?


Draw a self-portrait:

Upon signing and submitting this information, I state that I have read the syllabus and agree with all its conditions.


Signature: _____ date: _____

ART SUPPLIES FOR ART 010 COURSE.

Strathmore 400 Series Paper 24-Sheet Drawing Pad. 18"x24"



Premium Recycle Drawing Pad



Medium Drawing Pad



Charcoal sticks, 2 thin, 1 medium, and 1 thick (No charcoal pencils or compressed.)



Snap-Off Blade. Utility knife and replacement blades.
(CAUTION: very sharp blade.)




White tacky glue, 4 oz.(Incredibly Tacky glue from Crafter's Pick)



Around synthetic brush



Flat synthetic brush



Elementary Plastic Ruler



Scissors