

D.A.V. PUBLIC SCHOOL, NEW PANVEL




Plot No. 267, 268, Sector-10, New Panvel,
Navi Mumbai-410206 (Maharashtra).
Phone 022-27451793, 27482276, Telefax- 27468211,
Email- davnewpanvel@gmail.com , www.davnewpanvel.com

SYLLABUS FOR STD. II 2015-2016

Name:- _____ Div. _____ Roll No. _____ Class Teacher :- _____

Note:-

1. For English and Hindi subjects - Grammar concepts will be included in all the three evaluation.
2. For Mathematics subject – Mathematical concepts will be included in all the three evaluation.



SUBJECT: ENGLISH

Evaluation-I



LESSON	ORALS	GRAMMAR	ACTIVITY
<ul style="list-style-type: none">• Sheetal (Reading)• Puss and the Parrot (Reading)• A Spark in the Dark• The Sailing Trip• A Mouse in the House• Little Pussy(Poem)• The Magic Matchbox• Where is the Pink Whale?	<ul style="list-style-type: none">• Recitation• Reading lesson	<ul style="list-style-type: none">• Articles- "a" and "an"• is, am, are, has, have• Naming Words• Replacing Words• Doing Words	<ul style="list-style-type: none">• Articles(Fill in the blanks with correct article)• Naming words (Name , Place , Animal, Things and read the words & write them in their column)• Blending words(Make words from the blends given in the balloon & write them on the blanks given)
		CREATIVE WRITING <ul style="list-style-type: none">• Composition- Independence day• Comprehension• Note Writing- Thank you	

Evaluation-II

LESSON	ORALS	GRAMMAR	ACTIVITY
<ul style="list-style-type: none"> • The Helpful friends (Reading) • Riddle • Time(Reading) • The Crow's Nest • The Foamy Soap • Hanuman • Let's Draw (Poem) • The Silver Tray • An Inch of Gold • The Sparrows • The Rainbow(Poem) 	<ul style="list-style-type: none"> • Recitation • Story Narration 	<ul style="list-style-type: none"> • Preposition • Describing Words • Past Tense - Use of had, was, were • Present Tense - Use of has, have, am, is, are • Punctuation-Use of capital letter, full stop 	<ul style="list-style-type: none"> • Write few lines on your best friend (use describing words) • Punctuation (Punctuate the given paragraph) • Dictionary (Write the given words in alphabetical order)
		CREATIVE WRITING	
		<ul style="list-style-type: none"> • Composition- My Mother • Note writing- Sorry Note • Comprehension 	

Evaluation -III


LESSON	ORALS	GRAMMAR	ACTIVITY
<ul style="list-style-type: none"> • When I was a Baby (Reading) • What did Sheetal (Reading) • Two Shops • The School in the Jungle • Whose is it? • That's your bag, not mine • Wonder (Poem) • Tomorrow will be a holiday • Raghu, the Dreamer 	<ul style="list-style-type: none"> • Recitation • News paper reading 	<ul style="list-style-type: none"> • One and Many • Mine, yours, ours, theirs • Question • Future Tense – use of ' will ' 	<ul style="list-style-type: none"> • One & many (Arrange / Match the pictures according to singular, Plural) • Tenses (Write few lines on how they spend their weekend using future tense) • Book -Keeping
		CREATIVE WRITING	
		<ul style="list-style-type: none"> • Composition- My School • Letter Writing • Comprehension 	

ENGLISH PAPER PATTERN

1. Encircle the correct spelling.
2. Arrange the jumbled words to form meaningful sentence.
3. Answer the following questions.
4. Who said the following lines?
5. Rhyming words
6. Write the meanings and make sentences.
7. Choose the correct word from the help box.
8. Put '✓' if the sentence is right and 'X' if it is wrong.
9. Look at the pictures and write the names.
10. Tick the right answer.

ENGLISH PAPER PATTERN CONT.....

11. Match the following.
12. Encircle the correct word to complete the sentences.
13. Fill in the blanks with replacing words.
14. Choose the suitable preposition and fill in the blanks.
15. Underline / encircle the naming words and describing words from the given passage / sentence.
16. Look at the picture and complete / Fill in the blanks with doing words / Encircle the doing words.
17. Write the opposites.
18. Punctuate the following.
19. Rewrite the sentences by changing the tenses.
20. Unseen passage comprehension / Picture comprehension.
21. Thank you / Sorry note.
22. Write 4 / 5 sentences on a given topic.
23. Story sequence.



विषय : हिन्दी **प्रथम मूल्यांकन**

पाठ	मौखिक	व्याकरण	क्रियात्मक कार्य
<ul style="list-style-type: none">• सीखो (पठन)• ठीक काम करें• दादी का गाँव• मेहनत का फल• जन्मदिन (पठन)• दाँत का दर्द	<ul style="list-style-type: none">• कविता पाठ• पठन व उच्चारण	<ul style="list-style-type: none">• वचन बदले, लिंग बदले, समानालय शब्द, विपरीत शब्द, जोड़े मिलाए, शब्दों के शुद्ध रूप लिखे, उचित मात्रा लगाए, वर्णों को सही क्रम में लगाइए, समान अर्थ वाले शब्द, वाक्य बनाइए, नाम वाले शब्द, सर्व नाम, फूलों- फलों के नाम, संख्या लेखन (1 से 10) ।• निबंध लेखन : मेरी माँ• कहानी लेखन• गद्यांश	<ul style="list-style-type: none">• सीखो कविता का उचित हाव भाव व लय के साथ गायन• संकेतों के आधार पर जानवरों की पहली सुलझाइए ।• अपने दोस्त को शुभकामनाएँ देने के लिए ग्रीटिंग कार्ड बनाइए ।

द्वितीय मूल्यांकन

पाठ	मौखिक	व्याकरण	क्रियात्मक कार्य
<ul style="list-style-type: none"> वालदिवस प्यारे पेड़ (पठन) बादल (कविता) दो तोते चतुर चीकू सीख राजू का सपना 	<ul style="list-style-type: none"> कविता पाठ कहानी कथन 	<ul style="list-style-type: none"> वचन बदले, लिंग बदले, समानालय शब्द, विपरीत शब्द, जोड़े मिलाए, शब्दों के शुद्ध रूप लिखे, उचित मात्रा लगाए, वर्णोंको सही क्रम में लगाइए, समानार्थ वाले शब्द, वाक्य बनाइए, नाम वाले शब्द, सर्वनाम, गुण वाले शब्द, पेड़ों के नाम, सप्ताह के दिन, संख्या लेखन (1 से 20)। निबंध लेखन : मेरा प्रिय मित्र/सहेली कहानी लेखन गद्यांश 	<ul style="list-style-type: none"> पेड़ों पर चर्चा एवं पेड़ों के चित्र नाम सहित चिपकाइए। किसी एक देशभक्त का चित्र चिपकाकर उनके बारे में पाँच वाक्य लिखिए। कहानी को घटना-क्रम में लिखिए।

तृतीय मूल्यांकन

पाठ	मौखिक	व्याकरण	क्रियात्मक कार्य
<ul style="list-style-type: none"> मेला रोटी (पठन) अभ्यास रेल रोबोट टेलीफ़ोन की घंटी (पठन) यह दिल्ली है 	<ul style="list-style-type: none"> चर्चा विचारणा पठन व उच्चारण 	<ul style="list-style-type: none"> समानालय शब्द, विपरीत शब्द, वचन बदले, लिंग बदले, चित्र देखकर मुहावरे पूर्ण करे, गुण वाले शब्द, काम वाले शब्द, वाक्यांश के लिए एक शब्द, समानार्थ वाले शब्द, वर्णों को सही क्रम में लगाए, वाक्य बनाए। रंगों, पक्षियों और महीनो के नाम, संख्या लेखन (1 से 30) निबंध लेखन : मेरी पाठशाला, राष्ट्रीय ध्वज पत्र लेखन कहानी लेखन गद्यांश 	<ul style="list-style-type: none"> भारत के किसी भी एक प्रसिद्ध मेले के सम्बंधित चित्र चिपकाइए और इसके बारे में तीन-चार वाक्य लिखिए। इन्द्रधनुष बनाकर उसमें दिनों के नाम लिखिए। कॉपी मूल्यांकन।


HINDI PAPER PATTERN

- श्रुतलेखन
- सही शब्द चुनकर वाक्य पूरे करें।
- रिक्त स्थान की पूर्ति करें।
- नीचे दिए गए वाक्यों को पढ़कर सही या गलत का निशान लगाएँ।
- 'हाँ' या 'नहीं' में उत्तर लिखिए।
- जोड़े मिलाइए।
- एक शब्द / एक वाक्य में उत्तर लिखिए।
- किसने कहा, लिखिए।
- वाक्य बनाइए।
- प्रश्नों के उत्तर लिखिए।
- शब्द पहचान कर उन्हें रेखांकित कीजिए।
- क्या, कौन अथवा कहाँ लगाकर प्रश्न बनाइए।
- तस्वीरों को पहचानकर उनके नाम लिखें।
- शब्दों में 'ता' अथवा 'ई' लगाकर शब्द बनाइए।
- सही शब्द पर गोला लगाइए।
- उचित मात्रा लगाकर शब्द बनाइए।
- अशुद्ध शब्दों को शुद्ध करके लिखिए।
- संज्ञा शब्दों को चुनकर लिखिए।
- सर्वनाम, विशेषण, क्रिया शब्दों पर गोला लगाइए।
- लिंग वचन एवं विलोम शब्दों को बदलकर लिखिए।
- दिए गए शब्दों के समान लय वाले शब्द लिखें। (समानालय)
- अनेक शब्दों के लिए एक शब्द लिखें।
- लेख लेखन, पत्र लेखन, कहानी।
- विस्मयादिक बोधक शब्द चुनकर लिखिए।



SUBJECT: MATHEMATICS

Evaluation-I



LESSONS	ORAL	ACTIVITY
<ul style="list-style-type: none">• Numbers till 100• Numbers up to 999• Addition• Odd and Even• Tables 2 to 5	<ul style="list-style-type: none">• Mental Sums• Tables	<ul style="list-style-type: none">• Place, Place value (Show the beads on the Abacus with the help of bindis)• Ordinal numbers (Write the name of the ordinal number)• Odd and Even (Separate the odd & even numbers from the given numbers)



Evaluation-II

LESSONS	ORAL	ACTIVITY
<ul style="list-style-type: none">• Subtraction• Money• Shapes-cube, cuboid, sphere, cone & cylinder• Multiplication• Tables 2 to 7	<ul style="list-style-type: none">• Mental sums• Tables	<ul style="list-style-type: none">• Money (addition) – Make a bill• Shapes (Match different objectives with correct solid shape)• Multiplication (Repeated addition)

Evaluation -III


LESSONS	ORAL	ACTIVITY
<ul style="list-style-type: none">• Time• Weight• Capacity• Length• Fractions• Tables 2 to 10	<ul style="list-style-type: none">• Mental Sums• Tables	<ul style="list-style-type: none">• Time (Draw a clock & show the time)• Fraction (show the Quarter and half part with marble paper)• Book Keeping

MATHEMATICS PAPER PATTERN

1. Mental Sums
2. Fill in / complete the sequence / series (before, after, between, shapes, multiplication).
3. Write the numerals / number names.
4. Write the ordinal numbers / State the position of the following.
5. Write the Ascending order / Descending order of the following.
6. Add /Subtract the following (simple, carry over & borrowing addition / subtraction) .
7. Addition, subtraction & multiplication (Capacity, Length, Weights, Money).
8. Draw / Measure the lengths of the given objects using a scale.
9. Word problems on addition, subtraction & multiplication.
10. Draw the clock and write the time.
11. Shade as directed (Fraction) / Write the fraction of the shaded part .
12. Shapes –Write the edges, vertices & faces.
13. Write in the expanded form.
14. Place Value
15. Choose the correct answer.

SUBJECT: ENVIRONMENTAL SCIENCE

Evaluation-I

LESSONS	ORALS	ACTIVITY
<ul style="list-style-type: none">• More About Me• More About Personal Cleanliness and Good Habits• Our Food• Our Clothes• A House to live In	<ul style="list-style-type: none">• Reading• Group Discussion <div style="text-align: center;"></div>	<ul style="list-style-type: none">• Parts of the body (Change the word in the box & rewrite the sentence correctly)• Food (Read the name of the food given below & write which are solid & liquid)• Houses (Fill in the cross word with the names of some more kind of houses)

Evaluation-II

LESSONS	ORALS	ACTIVITY
<ul style="list-style-type: none">• Neighbourhood• Plants Around Us• Animals Around Us• Living and Non Living Things• Water	<ul style="list-style-type: none">• Talking about their Neighbourhood• Reading	<ul style="list-style-type: none">• Germination of seed (Project work)• Animal world (Look at the picture & answer the following)• Living and non-living (Stick / Draw pictures of living & non-living things)

Evaluation -III

LESSONS	ORALS	ACTIVITY
<ul style="list-style-type: none">• Weather And Seasons• Means of Transport• Traffic Rules• Important Days• Great Men of Arya Samaj	<ul style="list-style-type: none">• Quiz• Reading	<ul style="list-style-type: none">• Traffic Symbols (Stick some symbols related to traffic)• Important Days (Identify the pictures and match with the correct festival)• Book keeping

E.V.S. PAPER PATTERN

• Missing letters	• Circle the odd one
• True or false	• Complete the following
• Fill in the blanks	• Name the following
• Choose the correct answer	• Write 2 /3 examples of the following
• Match the following	• Question and answers
• Puzzle	• Give reason
• Draw / name the given pictures	• correlate

SUBJECT: MARATHI (ORAL)

<u>Evaluation I</u>	<u>Evaluation II</u>	<u>Evaluation III</u>
बाराखडी - 'अ' ते 'अः', 'क' ते 'इ' अंकाची नावे - 1 ते 10 बालगीत	फळांची, फुलांची नावे अंकाची नावे - 1 ते 25 बालगीत	अक्षरओळखा प्राण्याची नावे बालगीत

SUBJECT: COMPUTER SCIENCE

<u>Evaluation -I</u>	<u>Evaluation -II</u>	<u>Evaluation -III</u>
• Computer.... A Machine – Part II • Parts of a Computer – Part II • How does a Computer Work	• Operating a computer • The Keyboard and Its Functions • Handling a Mouse	• Fun with Paint • Draw and Colour Shapes

SUBJECT: DANCE

<u>EVALUATION- I</u>	<u>EVALUATION - II</u>	<u>EVALUATION- III</u>
Shloka – Ganesh Vandana	Shloka – Asanyukta Hasta	Information of different dance performances.
Basic Dance Steps on Rhythm or with Song	Movements of Dance with Festivals song	Dance Movements with Song
Practice of Basic Dance movements with rhythm.	Practice of Dance of Students with song.	Practice of Dance of Students with song.

SUB: - MUSIC

Evaluation -I	Evaluation -II	Evaluation -III
<ul style="list-style-type: none">• Prayer -“Gayatri Mantra”• Swar Gyan• National Anthem• Action song• Basic Notes – Sa , Re , Ga, Ma.....	<ul style="list-style-type: none">• Prayer – हमको मन की शक्ति देना• National Song• Marathi Action Song – रविपार माझा आवडीचा• Flag Song – विजयी विश्व तिरंगा	<ul style="list-style-type: none">• Hindi Song – फूलों का तारों का• Patriotic Song – होंगे कामयाब• National Song• Flag Song

SUB : ART & CRAFT

	ART	CRAFT	STEP BY STEP
Evaluation -I	Scenery	Dog	Page No 1 to 10
	Butterfly	Cup	
	Ice-Cream	House	
Evaluation -II	Fish Bowl	Collage Work	Page No 11 To 25
	Diwali	Boat	
	Hand Fan	Star	
Evaluation -III	Cartoon	Cat	Page No 26 To 40
	Ship	Lotus	
	Joker	Photo Frame	
	Castle	Greeting Card	

SUB:GENERAL KNOWLEDGE

Evaluation -I	Evaluation -II	Evaluation -III
<ul style="list-style-type: none">• Good Manners• Animal Babies• Musical Instruments• Places of Worship	<ul style="list-style-type: none">• Cities of Maharashtra• Planet• States and Union Territories of India• Current Affairs	<ul style="list-style-type: none">• Famous Indians• A Place for Plants• Sports• Current Affairs

DHARM SHIKSHA

Evaluation -I	Evaluation -II	Evaluation -III
1 प्रार्थना	1 कर्तव्य	1 ध्यान की बाते
2 ओंकारपरिचय	2 चित्रमाला	2 भजन
3 ओम् की महिमा	3 विनय	3 अच्छा बालक कौन है
4 ओम् का लेखन और उच्चारण	4 आदर्श पुत्र श्रवणकुमार	4 प्रश्नोत्तर
5 कृतज्ञता	5 प्रेरणा	5 सन्ध्या उपासना