



International Rights

2012/2013

A Selection of Titles



Schattauer GmbH

P.O. Box 10 45 43
70040 Stuttgart | Germany
Hoelderlinstr. 3
70174 Stuttgart | Germany
Phone: +49 711 22987-80
Fax: +49 711 22987-75
E-mail: info@schattauer.de
Internet: www.schattauer.com

Marion Ullrich

International Rights Manager

Dieter Bergemann

Managing Director

Wulf Bertram MD

Scientific Director

FRANKFURT BOOKFAIR 2012

You are invited to call by our booth
H 401 in hall 4.2
Phone available
October 10 – 14, 2012:
+49 1747 537927

Please arrange an appointment beforehand.

HUMAN MEDICINE

Emergency Medicine

Frimmel

Clinical Emergencies at your Fingertips 7

Striebel

Anesthesia – Intensive Care Medicine – Emergency Medicine 17

Dermatology

Bork, Burgdorf, Hoede

Disorders of the Oral Mucosa and Lips 5

Herpertz

Edema and Lymphatic Drainage 10

Höger

Pediatric Dermatology 11

Tischendorf

Clinical Inspection 18

Imaging

Hombach, Merkle, Rasche (Eds.)

Cardiovascular Magnetic Resonance Imaging | Textbook and Atlas 12

Internal Medicine

Köppen

Prostatic Carcinoma 13

Rank, Freiburger, Halle

Sports Therapy in Cancer 14

Tischendorf

Clinical Inspection 18

von Wolff, Stute

Gynecological Endocrinology and Reproductive Medicine 19

Neurology

Bewermeyer, Fink, Limmroth (Eds.)

Neurological Differential Diagnosis 4

Depner

Just Nerves? 6

Pediatrics

Höger

Pediatric Dermatology	11
-----------------------	----

Reinehr, Kersting, van Teeffelen-Heithoff, Widhalm (Eds.)

Pediatric Dietary Medicine	15
----------------------------	----

Striebel

Anesthesia in Children	16
------------------------	----

Surgery

Fuchs (Ed.)

Solid Tumors in Childhood	8
---------------------------	---

Hach, Mumme, Hach-Wunderle (Eds.)

Venous Surgery	9
----------------	---

Hombach, Merkle, Rasche (Eds.)

Cardiovascular Magnetic Resonance Imaging Textbook and Atlas	12
--	----

Textbooks for Medical Students

Tischendorf

Clinical Inspection	18
---------------------	----

PSYCHIATRY, PSYCHOSOMATIC MEDICINE, PSYCHOTHERAPY

Kernberg

Introduction to Psychoanalysis	20
--------------------------------	----

Tretter (Ed.)

Compact Guide to Addiction Medicine	21
-------------------------------------	----

VETERINARY MEDICINE

Buer, Palzer

Livestock Skills	22
------------------	----

Emmerich, Ganter, Wittek

Drug Dosage Suggestions for Small Ruminants and New World Camelids	23
--	----

Erhardt, Henke, Haberstroh, Baumgartner, Tacke (Eds.)

Anesthesia and Analgesia in Small Animals and Pets	24
--	----

Hecht (Ed.)

X-ray Diagnostics in Small Animal Practice	25
--	----

König, Liebich (Eds.)

Anatomy of Domestic Mammals	26
-----------------------------	----

Kraft, Emmerich, Hein

Drug Dosage Suggestions for Small Rodents, Rabbits and Ferrets	27
--	----

Ströse, Schütz, Schütz

Drug Dosage Suggestions for Birds, Reptiles, Amphibians and Fish	28
--	----

Wilczek, Merl

MemoVet	29
---------	----

GUIDE BOOKS

Aderhold, Weigelt

RUN!	30
------	----

Bergner

Our Feelings	31
--------------	----

Höfel

Fear of the Dentist?	32
----------------------	----

Hullmann

How to Coach	33
--------------	----

Lohmer, Sprenger, von Wahlert

Healthy Management	33
--------------------	----



Heiko Bewermeyer, Gereon R. Fink,
Volker Limmroth (Eds.)

Neurological Differential Diagnosis

Evidence-Based Decision-Making Processes
and Diagnostic Pathways

Neurologische Differenzialdiagnostik
Evidenzbasierte Entscheidungsprozesse und
diagnostische Pfade

Target Readership x-xxx

Doctors	xxx
Students	x

Of interest to

Hospital- and practice-based
neurologists and psychiatrists,
general practitioners, internists

Publication date

September 2010

Rights available

All languages, except Polish

Traditional differential diagnosis textbooks list all the clinical pictures that could be considered for a specific symptom. However, this "exclusion principle" is not much help in the everyday clinical setting. This is why this book takes a different approach – "Neurological Differential Diagnosis" is based on a concept that is exactly matched to everyday clinical practice.

The book concentrates on differential diagnostic decision-making processes that are underpinned by evidence-based medicine. Flow diagrams illustrate the patient's path from symptom to diagnosis.

There is special emphasis on suitability for practice: when should you consult colleagues from other specialties? Which investigation can be waived in which particular case? What are the common causes of any specific symptom?

This book gives you professional support for a direct approach to navigate cleanly through the labyrinth of neurological symptoms – and to be sure of a precise diagnosis!

Essentials

- **Evidence-based:** Established differential diagnostic decision-making processes
- **True to the clinical setting:** Clinical pathways in clear flow diagrams
- **Suitable for practice:** Includes interdisciplinary aspects, highlights cardinal clinical features

2011. 496 pages, 67 diagrams, 155 tables, hardcover,
16.5 x 24 cm
€ 99,- (D) | ISBN 978-3-7945-2663-5



Konrad Bork, Walter Burgdorf, Nikolaus Hoede

Disorders of the Oral Mucosa and Lips

Clinical Presentation, Diagnostics, and Treatment. Atlas and Handbook

Mundschleimhaut- und Lippenkrankheiten
Klinik, Diagnostik und Therapie
Atlas und Handbuch

Target Readership x-xxx

Doctors	xxx
Pharmaceutical industry	x

Of interest to

Dermatologists, ENT physicians, dentists, internists, and general practitioners

Publication date

July 2008

Rights available

All languages, except Russian

The mouth and lips – a mirror to the patient's internal condition...

Changes in the oral mucosa and lips often provide the earliest important diagnostic signs of general systemic illness. Many immune disorders and certain skin conditions also manifest in this region with characteristic symptoms that are distinct from typical disorders of the oral mucosa.

Therefore, a good foundation in this area is helpful not just to dermatologists, ENT physicians, and dentists, but to internists and general practitioners as well. The proven combination of atlas and handbook, now in a third edition, provides optimal conditions for building your knowledge.

All symptoms and disorders of the oral mucosa and perioral region are described in comprehensive detail, with all clinically relevant aspects included. Hundreds of new characteristic photos provide outstanding illustrations, giving the reader a complete overview of physiological relationships, variations to the norm and pathological changes and making this volume an indispensable aid to starting the right diagnostic and therapeutic measures for a specific problem.

Essentials

- Detailed listing of all symptoms and disorders of the oral mucosa and lips
- **Outstanding illustrations:** More than 700 photos illustrate characteristic findings
- **Diagnostic methods and therapy options:** The latest knowledge in 67 fully revised and updated chapters
- **New user-friendly layout:** Tables of contents now moved to the front, with systematic color coding for quick lookups

3rd, revised and expanded edition 2008. 445 pages, 741 color illustrations, 37 tables, hardcover, 21 x 28 cm
€ 249,- (D) | ISBN 978-3-7945-2486-0



Roland Depner

Just Nerves?

How our nervous system functions – or not

Alles Nervensache? Wie unser Nervensystem funktioniert – oder auch nicht

Target Readership x-xxx

Doctors	x
Students	xx
Other health professionals (nurses, physiotherapists etc.)	xxx

Of interest to

Nurses and geriatric carers or nursing students, physiotherapists, persons working in the health care system without patient contact, medical students, interested laypersons

Publication date

April 2012

Rights available

All languages

Understanding neurology – capturing the zeitgeist

We are all familiar with terms such as multiple sclerosis, Parkinson's disease, Alzheimer's disease or schizophrenia. But who can explain exactly what lies behind them? Which structures and functions are affected? How can nervous system disorders be investigated and treated? The nervous system is known to monitor and control countless processes in the body and enable communication with the outside world. But the list of its possible diseases and disturbances is also long: both physical and emotional causes can be involved here.

This book is a surprisingly simple introduction to neurology. Take a trip into a fascinating world and gain comprehensive insights into our nervous system, its diseases and their causes.

Absorbing reading for all those with a professional or private interest in neurology.

2012. 208 pages, 33 mainly color illustrations, softcover, 16.5 x 24 cm

€ 19,95 (D) | ISBN 978-3-7945-2887-5



Marcel Frimmel

Clinical Emergencies at your Fingertips

**Acute situations in internal medicine
at a glance**

**Klinische Notfälle griffbereit
Internistische Akutsituationen auf einen Blick**

Target Readership x-xxx

Doctors	xxx
Students	xx
Other health professionals (nurses, physiotherapists etc.)	x
Pharmaceutical industry	x

Of interest to

All physicians in further training who want to act safely in emergency situations

Publication date

April 2012

Rights available

All languages

Act safely – in the intensive care unit or in everyday ward practice

Whether it's in the intensive care unit, the Emergency Room or everyday ward practice: in an acute emergency, there is no time to look things up at length. You need all the important information at a glance, presented clearly without any unnecessary extras.

This white coat pocket guide gives you everything to ensure that you make safe decisions and act rapidly in acute situations. It lists all the major emergencies in internistic intensive care medicine – precisely, clearly and comprehensively. Algorithms and overviews are provided for every emergency, leading step by step to the correct treatment. You can learn the essentials to be observed in diagnostics and the pitfalls you should avoid in acute therapy.

With space provided for your own notes, you can supplement the book with special treatment schedules or internal hospital procedures. Over time, you can thus develop your own, individual white coat pocket guide.

An important companion for all physicians starting their further hospital training, who want to act safely in emergency situations.

From the contents

- Airway management
- Bronchoscopy
- Aortic dissection
- Shock
- Sepsis
- Delirium
- Meningitis
- Status epilepticus
- Renal failure
- Emergency drugs

2012. 180 pages, softcover, 12 x 18.5 cm
€ 19,95 (D) | ISBN 978-3-7945-2879-0



Jörg Fuchs (Ed.)

Solid Tumors in Childhood

Basic principles – Diagnostics – Therapy

Solide Tumoren im Kindesalter

Grundlagen – Diagnostik – Therapie

Target Readership x-xxx

Doctors	xxx
Students	x
Pharmaceutical industry	x

Of interest to

Pediatric oncologists, pediatric surgeons, pediatric urologists, pediatric neurosurgeons, pediatric radiologists, pediatricians

Publication date

März 2012

Rights available

All languages

The new standard work in the treatment of solid tumors in childhood

In recent decades, pediatric oncology has made tremendous progress in the treatment of malignant tumors, so that tumors in children and adolescents can today be recognized early and optimally treated. Interdisciplinary therapy, based on therapy optimization protocols, has a decisive influence on the success of treatment.

This textbook gives a clear and comprehensible overview of the basic principles, diagnostics and therapy of solid tumors in childhood. Renowned national and international experts from the fields of surgery, oncology, radiotherapy and pathology explain in detail all the benign and malignant tumors – from molecular biology via diagnostics to antibody therapy, hyperthermia and bone marrow transplants. Excellent illustrative material explains all the special features of diagnostics and therapy. In addition, the enclosed DVD gives a step-by-step presentation of over 15 conventional and minimally invasive operations.

A therapy guide and reference work for all pediatric oncologists, pediatric surgeons, pediatric urologists, pediatric neurosurgeons and pediatric radiologists!

With a preface by Thomas Klingebiel

Includes DVD showing tumor surgery

2012. 406 pages, 418 illustrations, 72 tables, hardcover, 21 x 28 cm

€ 199,- (D) | ISBN 978-3-7945-2786-1



**Wolfgang Hach, Achim Mumme,
Viola Hach-Wunderle (Eds.)**

Venous Surgery

**Operative, interventional and conservative
aspects**

VenenChirurgie

**Operative, interventionelle und konservative
Aspekte**

Target Readership x-xxx

Doctors	xxx
Students	xx
Other health professionals (nurses, physiotherapists etc.)	xx
Pharmaceutical industry	xxx

Of interest to

Surgeons, dermatologists,
angiologists and phlebolo-
gists in hospitals and doc-
tors' offices

Publication date

September 2012

Rights available

All languages

Acute and chronic venous disorders are among the most common clinical conditions in the Western-oriented industrialized nations.

The variety of diagnostic procedures, the differentiated therapeutic indications and the competent handling of complications require a high level of know-how and situation assessment along with interdisciplinary vision.


In its 3rd edition, "Venous Surgery" continues to set the standard: leading experts present the accumulated knowledge on venous surgery, taking into account the current guidelines of the medical associations. Surgical measures and interventional procedures, such as catheter techniques to treat valvular insufficiency in the saphenous veins, stent-supported recanalisation of the deeper leg veins or coiling in pelvic insufficiency, are described comprehensively. The focus is on detailed instructions: the individual techniques are presented precisely, step by step, and easy-to-remember schematic diagrams and photos of surgery illustrate complex associations.

In this book, Wolfgang Hach imparts his tremendous wealth of experience. Achim Mumme, a renowned expert, co-edits the work. An expanded team of authors presents all the interventional and conservative aspects of phlebological treatment options.

"Venous surgery" – an indispensable companion, not only for surgeons but also for dermatologists, angiologists and phlebologists in hospitals and doctors' offices.

3rd, revised edition 2012. 464 pages, 471 illustrations, 59 tables, hardcover, 21 x 28 cm

€ 139,- (D) | ISBN 978-3-7945-2842-4



Ulrich Hertz

Edema and Lymphatic Drainage

Diagnosis and Treatment
of Edematous Disorders

Ödeme und Lymphdrainage
Diagnose und Therapie von Ödemkrankheiten

Target Readership x-xxx

Doctors xxx

Other health
professionals (nurses,
physiotherapists etc.) xxx

Of interest to

Doctors, physiotherapists, lymphatic drainage therapists, edema therapists, masseurs

Publication date

February 2010

Rights available

All languages, except Portuguese

The handy reference book on all edematous disorders

Edema is common and is usually easily recognized – but it still repeatedly poses complex differential diagnostic and therapeutic questions. What is the underlying disease? Is this combined edema? Which forms of edema respond to diuretics, which to manual lymphatic drainage and compression?

Ulrich Hertz also has qualified answers to these questions in this extended volume. He clearly explains the links between pathophysiological connections and characteristic symptoms of the disorder to ensure a reliable diagnosis and successful treatment. He gives in-depth explanations of the principles of differentiated diuretic treatment. Schematic illustrations make it easier to follow the various techniques used in manual lymphatic drainage and compression therapy; impressive color illustrations of clinical aspects will increase your awareness of details.

This book best prepares doctors and physiotherapists who practice lymphology to help patients in their difficult situation.

Essentials

- **New in the 4th edition:** E.g. edema in obesity, lymphedema in obesity, the systematics of tissue proliferation, kinesio taping, 35 additional color illustrations
- **Competent author:** Internist and expert teacher with over 25 years' experience in clinical lymphology
- **Tried and tested reference volume:** Clear layout, many tables and color illustrations, comprehensive index

4th, revised and extended edition 2010. 386 pages,
419 figures, 36 tables, hardcover, 16.5 x 24 cm
€ 69,- (D) | ISBN 978-3-7945-2703-8



Peter H. Höger

Pediatric Dermatology

Differential Diagnosis and Treatment
of Children and Teenagers

Kinderdermatologie

Differenzialdiagnostik und Therapie
bei Kindern und Jugendlichen

Target Readership x-xxx

Doctors	xxx
Students	x

Of interest to

Pediatricians, dermatologists,
general practitioners

Publication date

March 2011

Rights available

All languages, except Russian

The best possible optimum guide through the complex world of dermatological differential diagnosis

Confidence in recognizing, classifying and treating skin changes in children and teenagers – this requires extensive dermatological, internistic and pharmacological knowledge. Peter Höger has laid the successful cornerstone for this in his text- and reference book – now in its 3rd revised and extended edition. Clearly laid out and easily understandable, the author presents the vital organ, skin. He succinctly points out the special features of common and unusual skin diseases and how to treat them. Numerous cautionary texts and rules of thumb are particularly valuable for everyday practice, high quality illustrations, comprehensive tables for differential diagnosis and posology as well as highly recommended magistral prescriptions. In addition, flow-charts lead quickly from cutaneous symptoms to the correct clinical picture – because quick action can often save lives.

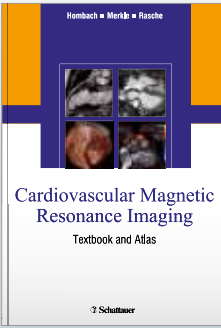
Essentials

- **For pediatricians and dermatologists:** From an experienced specialist
- **From symptom to diagnosis:** Easily remembered flow diagrams and tables for differential diagnosis
- **From diagnosis to treatment:** Choice and posology of topical and systemic drugs, paediatric dosage tables and magistral prescriptions
- **New in the 3rd edition:** Chapters on vasculitis and granulomatous diseases, classification of the diseases of connective tissue and all therapy options (e.g. for neurodermitis, psoriasis) as well as anatomic diagnosis tables

3rd, completely revised and extended edition 2011.

664 pages, 699 figures, 308 tables, hardcover, 21 x 28 cm

€ 129,- (D) | ISBN 978-3-7945-2730-4



Vinzenz Hombach, Nico Merkle,
Volker Rasche (Eds.)

Cardiovascular Magnetic Resonance Imaging

Textbook and Atlas

Target Readership x-xxx

Doctors	xxx
Students	x
Medical industry	xx

Of interest to

Radiologists, cardiologists,
interventional cardiologists,
vascular specialists, angiolo-
gists, radiology technicians

Publication date

September 2012


Rights available

All languages

Essentials

- Comprehensive and clear description of MRI techniques and protocols for all types of cardiovascular examinations
- Detailed description and discussion of every routine and new application of CMR for both clinical diagnosis and patient management as well as experimental investigations
- Chapters written in a balanced and structured format regarding both disease description and experimental applications as well as results of CMR imaging
- Thorough discussion of relevant recent and actual publications on the latest results of clinical and experimental investigations regarding CMR techniques and clinical application
- Inclusion of important experimental topics like CMR studies in animals or cardiac magnetic resonance spectroscopy, and clinical issues like CMR-based follow-up of cardiovascular interventions, CMR assessment of pulmonary vascular diseases, incidental findings on CMR imaging, or the role of cardiac computed tomography as an alternative to CMR
- Excellent and instructive figures and schematics

2012. Approx. 512 pages, 520 figures, hardcover, 21 x 28 cm
€ 229,- (D) | ISBN 978-3-7945-2799-1



Ulrich Köppen

Prostatic Carcinoma

Alternatives to radical surgery

A guide for patients, physicians and readers with a medical interest

Prostatakarzinom

Alternativen zur radikalen Operation

Ein Ratgeber für Betroffene, Ärzte und medizinisch Interessierte

Target Readership x-xxx

Doctors	xxx
Students	x
Other health professionals (nurses, physiotherapists etc.)	x
Pharmaceutical industry	x

Of interest to

General practitioners, urologists, radiologists, medical oncologists, patients with prostatic carcinoma and their relatives

Publication date

September 2011

Rights available

All languages

From diagnosis to appropriate treatment!

This successful manual – now in its 4th completely revised and updated edition – gives a comprehensive overview of the diagnosis and therapy of prostatic carcinoma.

The available treatment methods – radical surgery, radiotherapy, cryotherapy and high intensity focused ultrasound (HIFU) – are described clearly, taking the recommendations of the German and European guidelines into account. In the new edition, the author gives detailed coverage to the increasing importance of radiotherapy.

Complications and side effects, particularly the risk of sexual impotence, which is associated with all forms of treatment, and corresponding options to avoid and treat it, are described in detail. Reference is made to important internet sites and self-help groups and a comprehensive bibliography rounds off this guide.

Up to date, well structured, informative: for patients with prostatic carcinoma and their relatives, readers with a medical interest, general practitioners, urologists, radiologists and medical oncologists.

4th, updated and revised edition 2011. 152 pages, 44 illustrations, 11 tables, softcover, 16.5 x 24 cm
€ 24,95 (D) | ISBN 978-3-7945-2821-9



Melanie Rank, Verena Freiburger, Martin Halle

Sports Therapy in Cancer

Basic principles – Diagnostics – Practice

Sporttherapie bei Krebserkrankungen

Grundlagen – Diagnostik – Praxis

Target Readership x-xxx

Doctors	xxx
Other health professionals (nurses, physiotherapists etc.)	xxx

Of interest to

Oncologists, gynecologists, urologists, general practitioners, physiotherapists, sports therapists

Publication date

April 2012

Rights available

All languages

Active against cancer

Sport against cancer – rarely has a supportive treatment gained such a significant position within such a short time. Sports therapy now represents an established component of supportive cancer therapy. An improved physical and mental state of health and the easing of side effects and sequelae have been scientifically documented.

This textbook presents the entire spectrum of exercise therapy in cancer in a practically oriented and clearly laid out manner: it covers diagnostic options and sports therapy with various entities. The authors, who all have practical experience in this area, consider various training goals, such as stamina, strength, coordination, flexibility and relaxation. The effects of physical activity on cancer-specific concomitant symptoms and the contraindications are matched to the most common types of cancer. Thus, patients can be safely introduced to exercise and sport in a manner appropriate to their individual situation.

An essential book for practicing oncologists, gynecologists, urologists and general practitioners as well as physiotherapists and sports therapists.

2012. 180 pages, 23 illustrations, 19 tables, softcover, 16.5 x 24 cm
€ 29,95 (D) | ISBN 978-3-7945-2834-9



Thomas Reinehr, Mathilde Kersting,
Agnes van Teeffelen-Heithoff, Kurt Widhalm (eds.)

Pediatric Dietary Medicine

Basic principles and practical usage

Pädiatrische Ernährungsmedizin

Grundlagen und praktische Anwendung

Target Readership x-xxx

Doctors	xxx
Students	x
Other health professionals (nurses, physiotherapists etc.)	xxx

Of interest to

Pediatricians in hospitals and practice, pediatricians in further training, general practitioners, ecotrophologists, dietary assistants, carers and educators wishing to issue dietary recommendations in pediatrics

Publication date

October 2011

Rights available

All languages

Obesity, diabetes mellitus, allergies – which is the correct diet?

The incidence of nutritional disorders is increasing rapidly, particularly in children and adolescents. Dietary medicine thus plays an increasingly important role in both the prevention and treatment of such disorders. Competent responses are equally necessary in both the specific dietary situation of premature infants and in children with metabolic and dystrophic disorders due to gastrointestinal and neurological disease.

Through its practice-oriented approach, this book is an effective and informed aid for nutrition counseling in children, adolescents and their parents. It also covers nutrition in migrants, provision in schools/kindergartens and specific popular diets.

An optimal guide for pediatricians in hospitals and practice, ecotrophologists and dietary assistants!

2012. 424 pages, 39 illustrations, 52 tables, hardcover, 16.5 x 24 cm

€ 64,- (D) | ISBN 978-3-7945-2794-6



Hans Walter Striebel

Anesthesia in Children

Safety in clinical practice

Anästhesie bei Kindern

Sicherheit in der klinischen Praxis

Target Readership x-xxx

Doctors	xxx
Students	x
Other health professionals (nurses, physiotherapists etc.)	x
Pharmaceutical industry	xx

Of interest to

Anesthesists

Publication date

November 2011

Rights available

All languages

A new masterpiece from Prof. Striebel: Safe anesthesia in children

Anesthesia in children requires specialist knowledge and is relatively hazardous. It is therefore not surprising that many anesthetists are uneasy performing anesthesia in children and ask themselves how anesthetic incidents in children can best be avoided.


They will find the answers in the new "Children's Striebel". The book supplies substantiated information on pediatric anesthesia. It covers in detail the special features and risks of anesthesia in children and also gives clear instructions on how to avoid or treat any complications that may occur. The knowledge presented concentrates on important clinical aspects and can be directly incorporated into practice. As usual, the explanations of the renowned author of "Anesthesia" are easy to understand with an optimal didactic structure and are complemented by excellent illustrative material – the best qualifications for ensuring calm and safe procedures in every situation.

Ideal for prospective anesthetists to study and for practicing specialists to regularly update essential knowledge!

Essentials

- **Child-related:** Detailed and comprehensible description of the anesthetic procedure
- **Child-specific:** Information on the specific anatomic and physiologic features of children
- **Safe for children:** Listing of possible complications and their avoidance or elimination
- **Suitable for children:** Lists all specific instruments and medications

2011. 370 pages, 166 illustrations, 57 tables, hardcover, 16.5 x 24 cm
€ 69,- (D) | ISBN 978-3-7945-2822-6



Hans Walter Striebel

Anesthesia – Intensive Care Medicine – Emergency Medicine

For study and training

Anästhesie – Intensivmedizin – Notfallmedizin
Für Studium und Ausbildung

Target Readership x-xxx

Doctors	x
Students	xxx
Other health professionals (nurses, physiotherapists etc.)	xxx
Pharmaceutical industry	x

Of interest to

Students, physicians in training, specialist personnel and nursing staff in anesthesiology

Publication date

September 2012

Rights available

All languages

How can the basics of anesthesia, intensive care medicine and emergency medicine be learnt efficiently?

"The Striebel" presents the optimal solution. In a way that is surprisingly easy to remember, it makes the necessary basic knowledge accessible, giving it direct practical relevance.

The 8th edition of this classic work retains the clear structure and logical combination of basic and detailed information. In addition, the book has been supplemented by the very latest developments, guidelines and treatment strategies and its contents now include:

- the current ERC resuscitation guidelines from 2010,
- the current sepsis guidelines,
- the new recommendations on modified rapid-sequence induction in children (mRSI),
- the latest recommendations on infusion therapy in pediatric anesthesia,
- citrate anticoagulation for continuous renal replacement procedures,
- reversal of rocuronium or vecuronium with sugammadex and
- treatment of chronic tumor pain.

Students and physicians in training and all specialist personnel in anesthesiology benefit from the author's comprehensive clinical experience and didactic skill.

Essentials

- **Precision:** Detailed and practical presentation of all procedures
- **Didactics:** Clear statements, logically arranged chapters, high-quality illustrative material
- **Tips:** Helpful advice on how to avoid errors

8th, completely revised and expanded edition 2012.

672 pages, 284 illustrations, 78 tables, softcover, 16.5 x 24 cm
€ 36,95 (D) | ISBN 978-3-7945-2890-5



Frank W. Tischendorf

Clinical Inspection

A Compact Atlas of Clinical Inspection and Differential Diagnosis

Blickdiagnostik

Compactatlas der klinischen Inspektion und Differenzialdiagnostik

Target Readership x-xxx

Doctors	xxx
Students	xxx
Other health professionals (nurses, physiotherapists etc.)	x

Of interest to

Medical students, general practitioners, internists, dermatologists, orthopedists, neurologists, ophthalmologists, nursing staff

Publication date

November 2009

Rights available

All languages


Visual diagnosis with all differential diagnoses!

The rapid and correct assessment of visible symptoms is an essential prerequisite for medical treatment to begin. This pocket atlas is an excellent tool for sharpening your own clinical visual observation skills.

In the new fourth edition of this classic pocket-size guide, the internationally renowned author provides a solid selection of excellent clinical illustrations of many important diagnoses, as well as some that are much less common, from internal medicine, dermatology, neurology, orthopedic surgery, and ophthalmology.

A well-thought-out chapter structure, including a new color-coded guide system, and many helpful tables make it easy to quickly find the information you want. With its completely updated body of information, this book is an indispensable aid – from the first day of clinical training to everyday situations in clinical or private practice.

With contributions from Jens Papke and Jens J. W. Tischendorf
4th, revised and extended edition 2010. 422 pages,
595 illustrations, 51 tables, softcover, 12 x 18.5 cm
€ 29,95 (D) | ISBN 978-3-7945-2654-3



Michael von Wolff, Petra Stute
**Gynecological Endocrinology
 and Reproductive Medicine**
Manual for medical practice
**Gynäkologische Endokrinologie
 und Reproduktionsmedizin**
Das Praxisbuch

Target Readership x-xxx

Doctors	xxx
Students	x
Pharmaceutical industry	x

Of interest to

gynecologists, gynecological
 endocrinologists and special-
 ists in reproductive medicine,
 internistic endocrinologists

Publication date

1st quarter 2013

Rights available

All languages

Hormones – the essentials in gynecology

An unfulfilled desire for children, hormonal disturbances, menopause – gynecologists are confronted with their patients' endocrinologic problems on a daily basis. This manual for medical practice offers reliable guidance: didactically demanding, it covers all the main symptoms and clinical pictures. The chapters follow a coherent pattern; clear overviews give rapid access to important information.

Thanks to the logical linking of the two specialist areas of gynecological endocrinology and reproductive medicine, the authors, both renowned experts, can present the current diagnostic and therapeutic options in a manner that is both relevant to clinical practice and comprehensive.

Essentials


- **All in one:** Gynecological endocrinology and reproductive medicine in a practical combination
- **For medical practice:** Organization appropriate to daily medical practice, thanks to symptom-oriented access
- **To the point:** Optimally prepared information for rapid reference

From the contents

Part I Gynecological endocrinology
 including Endocrine organ systems | Bleeding disorders | PMS | Galactorrhea | Endometriosis | Androgenization | Sexual function disorders | Contraception | Climacterium | Hormonal disturbances and pregnancy | Pharmacology

Part II Reproductive medicine
 including Treatment of sterility and infertility | Assisted reproductive technology | Stimulation protocols | Special situations | Medically relevant laboratory techniques

2013. Approx. 320 pages, 100 illustrations, 40 tables,
 hardcover, 16.5 x 24 cm
 Approx. € 69,- (D) | ISBN 978-3-7945-2792-2



Otto F. Kernberg Introduction to Psychoanalysis

The Kernberg Lecture

Einführung in die Psychoanalyse Die Kernberg-Vorlesung

Target Readership x-xxx

Doctors	xxx
Psychologists /	
Psychotherapists	xxx
Students	xxx
Other health professionals	xx

Of interest to

Physicians, psychologists, social educators, teachers, all academic disciplines that include a basic knowledge of any form of psychoanalysis, school-age children, general adult education

Publication date

July 2012

Rights available

All languages, except English and Spanish

The "calling card" of psychoanalysis

Professor Otto F. Kernberg is the leading international research personality in contemporary psychoanalysis. In this film, he outlines the basic principles of his subject – in a lively, informed and vivid manner. In five film sequences, Prof. Kernberg describes the fields of psychoanalysis:

- The typical problems of depressive, obsessive-compulsive und oedipal disturbances
- The main functional principles of the psyche according to Freud
- Psychoanalysis and neurobiology
- The genetic development of the psyche and typical forms of disorder
- The efficiency of the psychoanalytical treatment method

The essentials of psychoanalysis "at a glance" and uniquely presented by Prof. Kernberg: a film not only for the experts but also for all those interested in psychoanalysis.

Lectures, each approximately 1 hour in length, in German, English and Spanish.

A film by Peter Zagermann

2012. DVD, 60 minutes' duration

languages: German, English, Spanish

€ 34,95 (D) | ISBN 978-3-7945-5175-0



Felix Tretter (Ed.)

Compact Guide to Addiction Medicine

Addictions in hospital and medical practice

Suchtmedizin kompakt

Suchtkrankheiten in Klinik und Praxis

Target Readership x-xxx

Doctors	xxx
Psychologists /	
Psychotherapists	x
Students	x
Other health professionals	x
Pharmaceutical industry	x

Of interest to

Addiction medicine specialists,
psychiatrists, emergency phy-
sicians, neurologists, internists,
general practitioners

Publication date

July 2012

Rights available

all languages

Is there a yearning behind every addiction?

Why do some people become addicted to alcohol, nicotine, medicines and/or illegal drugs and some do not? Why is it so difficult to discontinue them? How are addictions verifiable? How can they best be treated? How can one recognize and treat withdrawal symptoms? The answers that Felix Tretter and his team of authors give to these and other questions are...

- competent: they draw on over 25 years' experience with addicts
- understandable: concise explanations of the phenomenon of addiction and modern addiction theories
- field-tested: diagnostics and therapy of substance addictions
- easy to find: guidance for dealing with specific situations arising in clinical practice, such as overdose
- specific: detailed lists of medicines, drug dictionary and address directory.

The 2nd revised edition also supplies all physicians working in hospitals or independently with a valuable basis for dealing professionally with addicted patients.

Essentials

- Practice-relevant coverage of substance-related addiction
- Facilitates professional dealings with addicted patients
- New in the 2nd edition: examination sheet, list of current synthetic drugs

2nd, updated edition 2012. 288 pages, 53 illustrations,
114 tables, softcover, 14.5 x 22 cm

€ 36,95 (D) | ISBN 978-3-7945-2866-0



Hubert Buer, Andreas Palzer

Livestock Skills

Working techniques in large animal practices
Cattle, pigs, sheep, goats

NutztierSkills

Arbeitstechniken in der Großtierpraxis:
Rind, Schwein, Schaf, Ziege

Target Readership x-xxx

Veterinary surgeons	xxx
Students	xx
Pharmaceutical industry	x

Of interest to

Veterinarians, practicing large animal veterinarians (particularly career entrants and students just prior to graduation)

Publication date

March 2012

Rights available

All languages

No need to fear large animals!

Livestock veterinarians are in ever greater demand – so obtain the skills you need to deal with everything that moos, grunts, bleats or baas: the 3rd volume of our series for newly trained veterinarians once again highlights the activities that characterize your everyday professional life.

Close observation of the sick animal is the essential feature of livestock practice: What do you need to be aware of? When should “alarm bells” ring? How can findings be interpreted?

Traditional skills, such as examination techniques, minor surgical procedures, animal births, emergencies and everything required for prevention. Benefit from the many years’ experience of renowned experts from livestock husbandry.

In livestock management, large animal veterinarians need to have rational approaches at their fingertips: tips and important advice on pitfalls will make you an expert on cattle, pigs, goats and sheep.

Advice on finding a position after qualifying, tips on equipping practice vehicles and working utensils, recommendations for discussions and dealing with customers, colleagues and the boss: The first step is always the hardest – but not when you have the appropriate skills!

From the contents

Work schedules | Examinations | Collecting and dispatching samples | Administering injections and medicines

Operations | Routine treatments | Emergencies | Reproduction | Animal births | Care of young animals | Formalities when starting your career

MemoVet

2012. 356 pages, 98 illustrations, softcover, 12 x 18.5 cm
€ 39,95 (D) | ISBN 978-3-7945-2885-1



Ilka U. Emmerich, Martin Ganter, Thomas Wittek

Drug Dosage Suggestions for Small Ruminants and New World Camelids

Dosierungsvorschläge für Arzneimittel bei kleinen Wiederkäuern und Neuweltkameliden
MemoVet

Target Readership x-xxx

Veterinary surgeons	xxx
Students	xx
Other animal health professionals	xx
Pharmaceutical industry	xxx

Of interest to

Large and small animal veterinarians

Publication date

4th quarter 2012

Rights available

All languages

Not only the owners of large production herds expect optimal medical care for their ewes, lambs and dairy goats. Small ruminants and New World camelids are also enjoying ever increasing popularity among amateur livestock owners, so that the practicing veterinarian faces many challenges. As with all other animal species, the following questions arise after making the diagnosis:

What active substances are available and which are advisable and well tolerated?

What side effects are likely to occur? What contraindications exist?

Which dosage form is required? Is the use of these medicines even permissible in agricultural livestock, perhaps using the prescribing cascade pursuant to the German Drugs Act?

As ever, this volume from the renowned Schattauer series "Drug dosage suggestions" reliably and clearly combines current knowledge of the medicinal treatment of sheep, goats, llamas and alpacas.


From the contents

- Advice on drug law
- Species-specific features relevant to the choice of drug
- Drug dosage suggestions
- Overviews of certain therapeutic indications (including combatting endo- and ectoparasites)
- Vaccination of small ruminants and New World camelids
- List of drugs (drug specialties)
- Indications

MemoVet

2012. Approx. 208 pages, 4 illustrations, tabular format, softcover with ring binding, 12 x 18.5 cm

Approx. € 29,95 (D) | ISBN 978-3-7945-2900-1



Wolf Erhardt, Julia Henke, Jörg Haberstroh,
Christine Baumgartner, Sabine Tacke (Eds.)

Anesthesia and Analgesia in Small Animals and Pets

with exotic animals, laboratory animals, birds,
reptiles, amphibians and fish

Anästhesie und Analgesie beim Klein- und
Heimtier: mit Exoten, Labortieren, Vögeln,
Reptilien, Amphibien und Fischen

Target Readership x-xxx

Veterinary surgeons	xxx
Students	x
Other animal health professionals	xx
Pharmaceutical industry	xx

Of interest to

Veterinarians in small-animal
practice, specialist veterinari-
ans in laboratory animal sci-
ence, physicians and veterinar-
ians involved in research

Publication date

September 2010

Rights available

All languages


Every patient is different – and so is every anesthesiologic procedure!

Animal species, age, state of health and treatment aim:
many factors have to be included when planning med-
ically appropriate anesthesia. The wide range of indi-
cations and patients – from dogs to tortoises – and the
high expectations of animal owners require a funda-
mental understanding of this specialty.

The 2nd completely revised edition conveys the basic
technical and pharmacological principles, in the accus-
tomed detailed and comprehensive manner, and the
practical implementation of injection and inhalation
anesthesia. The renowned team of authors from med-
ical practice, science and teaching takes into account
both the latest research results and the relevant legal
stipulations.

The book serves to convey factual knowledge of the
complex subject matter of anesthesia, analgesia and
intensive care medicine and is aimed at all veterinari-
ans in the areas of small-animal medicine and laborato-
ry animal science.

2nd, revised edition 2011. 1,000 pages, 277 illustrations,
137 tables, hardcover, 16.5 x 24 cm
€ 129,- (D) | ISBN 978-3-7945-2781-6



Silke Hecht (Ed.)

X-ray Diagnostics in Small Animal Practice

Röntgendiagnostik in der Kleintierpraxis

Target Readership x-xxx

Veterinary surgeons	xxx
Students	xx
Other animal health professionals	x

Of interest to

Small animal veterinarians,
veterinary radiologists

Publication date

July 2012

Rights available

All languages


Digital radiology and medical imaging procedures, such as ultrasound, magnetic resonance imaging and scintigraphy, are long established in the field of modern veterinary diagnostics. The authors, an international team of leading veterinary radiologists, address this further development and, in the 2nd edition of this established reference work, demonstrate how to manage these new technologies: step by step, they introduce the reader to techniques and tricks to ensure optimal X-rays, such as how to produce an exposure chart or how to recognize and avoid artifacts. Additional factors are the many new practical tips to improve radiation protection.

An extra section focuses on the X-ray diagnostics of specific diseases in dogs and cats – completely revised and supplemented by relevant facts and selected images. The book also focuses on the pets and exotic species increasingly presented as patients: special features of small mammals, birds and reptiles are given their own chapters. A standard work for every small animal veterinarian as well as for radiology specialists in clinical surgery and internal medicine.

Essentials

- **Theory and practice:** Background knowledge and over 850 high-quality X-ray images – including normal findings
- **Plus online access:** 50 interactive case studies for improved diagnostics in the dog and cat

2nd, completely revised and expanded edition 2012. 504 pages, 931 illustrations, 37 tables, hardback, 21 x 28 cm
€ 159,- (D) | ISBN 978-3-7945-2812-7



Horst Erich König, Hans-Georg Liebich (Eds.)

Anatomy of Domestic Mammals

Textbook and color atlas for study and practice

Anatomie der Haussäugetiere

Lehrbuch und Farbatlas für Studium und Praxis

Target Readership x-xxx

Veterinary surgeons	xx
Students	xxx
Other animal health professionals	xx

Of interest to

Students of veterinary medicine, practicing and clinical veterinarians, biologists

Publication date

August 2011

Rights available

All languages

An unbeatable double: textbook and online access for study and practice!

Veterinary medicine is changing: while university studies focus on practice-oriented teaching and learning aims, practicing and clinical veterinarians require special knowledge and diagnosis with modern imaging procedures, as well as the basic principles of anatomy and standard techniques. The "Anatomy of Domestic Mammals" fulfils all your requirements for study and practice and will keep you up to date with the latest professional know-how.

Didactically excellent and clearly structured – making learning and consulting a book into a pleasure. Over 1,100 brilliant illustrations bring the Anatomy to life and make clinical examination procedures immediately understandable.

The updated and expanded 5th edition also gives you the chance to use "Vet Anatomy online", a unique, continuously expanded image database with a further 1,000 illustrations and supplementary texts.

Essentials

- **A total of over 2,000 illustrations:** Macroanatomical and histologic preparations, plastinated slices, modern imaging procedures and supplementary color schematic diagrams
- **Additional chapter:** Cross-sectional anatomy and imaging procedures
- **Additions to the clinical examination procedures:** Rectal and neurological examination

Vet Anatomy online: The image database with a further 1000 illustrations and texts

5th, revised and expanded edition 2011. 804 pages, 1,119 illustrations, of which 1,031 are in color, 53 tables, hardcover, 22 x 30 cm

€ 159,- (D) | ISBN 978-3-7945-2832-5



Wilfried Kraft, Ilka U. Emmerich, Jutta Hein
**Drug Dosage Suggestions for
 Small Rodents, Rabbits and Ferrets**
 MemoVet

**Dosierungsvorschläge für Arzneimittel bei
 Kleinnagern, Kaninchen und Frettchen**
 MemoVet

Target Readership x-xxx

Veterinary surgeons	xxx
Students	xx
Pharmaceutical industry	xx

Of interest to

Veterinarians in small-animal practice

Publication date

September 2011

Rights available

All languages

It's the dose that counts!

They present ever more frequently in veterinarians' practices: the approximately 5.6 million small rodents, rabbits and ferrets that live in German households today. These domestic pets differ from dogs and cats, and not only with regard to the specific diseases they experience. In particular, their metabolism and thus their sensitivity to certain drugs shows important distinctive features.

The book collates clearly sourced dosage suggestions in accordance with current scientific knowledge. Based on the proven concept of "Dosage Suggestions for Dogs and Cats", it sheds light on the maze of advice regarding the use of active substances in small mammals.

An essential reference work for veterinarians in small-animal practice, giving detailed information from specialists on species-appropriate medication for gerbils, guinea pigs, hamsters, chinchillas, ferrets, etc.

2011. 236 pages, tabular format, softcover, 12 x 18.5 cm
 € 26,95 (D) | ISBN 978-3-7945-2838-7



Dana Ströse, Sascha Schütz, Silke Schütz

Drug Dosage Suggestions for Birds, Reptiles, Amphibians and Fish

MemoVet

**Dosierungsvorschläge für Arzneimittel bei
Vögeln, Reptilien, Amphibien und Fischen
MemoVet**

Target Readership x-xxx

Veterinary surgeons	xxx
Students	xx
Pharmaceutical industry	xx

Of interest to

Veterinarians in small-animal
practice

Publication date

1st quarter of 2013

Rights available

All languages

Reliable information about iguanas, koi and cockatoos

For many veterinarians, birds, reptiles, amphibians and fish are literally “exotic creatures”, to which little or no consideration is given during training. In future, however, even non-specialist small-animal veterinarians will be increasingly confronted with these animal groups, as the number of their devotees is constantly growing.

Special animals require specialist knowledge, as not only the list of their possible diseases is long. After making a diagnosis, the attending veterinarian is inevitably confronted by the following questions: What active substances are available, which are advisable and well tolerated? What side effects are likely? What are the contraindications? Which route of administration is appropriate?

In this case, there is a large knowledge deficit, which is rectified by this team of authors specializing in birds, reptiles, amphibians and fish. In the proven pocket-book format, the practicing veterinarian can obtain at a glance all the necessary information for an adequate medical treatment, arranged alphabetically according to active substances and animal groups.

2012. Approx. 312 pages, softcover, 12 x 18.5 cm
Approx. € 39,95 (D) | ISBN 978-3-7945-2831-8



Christa Wilczek, Kristin Merl

MemoVet

Guidelines for Veterinary Practice

MemoVet

Praxis-Leitfaden Tiermedizin

Target Readership x-xxx

Veterinary surgeons	x
Students	xxx
Other animal health professionals	xx
Pharmaceutical industry	xx

Of interest to

Student veterinarians, practicing veterinarians

Publication date

November 2011

Rights available

All languages

Practical – Complete – MemoVet

In its 7th updated and completed revised edition, the classic work among the “white coat pocket guides” presents the most important aspects of all practice-relevant topics – and is as clearly structured and easily understandable as ever.

Ranging from propedeutics, antibiotics and epizootics to anesthesia and X-rays, the handy guide helps you keep abreast of things, offering facts and practical tips during your studies and in everyday clinical practice.

From the contents

• I General section

Measurement units and conversion values | X-rays | Surgical suturing | Prescriptions | Documentation required in veterinary dispensaries | Infusion therapy | Laboratory | Basic principles of endocrinology | Corticosteroids | Antibiotics, chemotherapy and antifungal drugs | Anesthesia | The medical emergency case | Zoonosis | Epizootics | Import and transport of animals into the EU II-V

• II–IV Veterinary sections

Dogs and cats, horses, beef cattle, pigs | Anatomy and access | Determining age | Physiologic standard values | Laboratory values | Vaccination schedules | Combating parasites | Gynecology | Anesthesia | Emergency treatments | Dosage suggestions

7th, revised and updated edition 2012. 576 pages, 119 illustrations, 131 tables, softcover, 12 x 18.5 cm
€ 36,95 (D) | ISBN 978-3-7945-2865-3



Lutz Aderhold, Stefan Weigelt

RUN!

...get started and keep going
– from beginners to ultra-runners

LAUFEN!

...durchstarten und dabei bleiben
– vom Einsteiger bis zum Ultraläufer

Of interest to

High-performance runners, people who run to stay in shape, amateur and hobby runners, sports students, medical sports specialists and physicians, sports and training scientists, trainers

Publication date

November 2011

Rights available

All languages

Running keeps you young, has preventive effects and numerous positive results, both on aging and in many chronic disorders – provided that you don't overdo it! This guide answers all the important questions about running for both beginners and professionals and trainers. It takes into account current evidence from sports medicine, and all those with an interest in running can profit from the years of extensive experience gained by two renowned long-distance runners. Numerous tips help not only to optimize training for every performance class but also to avoid the typical mistakes and injuries. In addition, to download: training plans from 10 to 100 km!


All training plans – from 10 to 100 km – to download

From the contents

Motivation – from affluenza to fitness | Check-up by a sports physician | Physiology of running as an endurance sport | Equipment | Training runs | Regenerative measures | Competition | Sport psychology | Runners' injuries and symptoms | Prevention | Nutrition | Doping

2012. 416 pages, numerous color illustrations, 60 training plans online, softcover, 16.5 x 24 cm

€ 29,95 (D) | ISBN 978-3-7945-2840-0



Thomas Bergner

Our Feelings

The language of the self

Unsere Gefühle

Die Sprache des Selbst

Of interest to

All those with an interest in this topic, trainers, coaches, psychologists, psychotherapists

Publication date

4th quarter 2012

Rights available

All languages

Understanding feelings and using them effectively

Being happy or in love is a pleasant feeling. But other feelings, such as sadness or fear, we would rather suppress. We are often unclear about what we really feel: "I feel well" can mean many different things.

Feelings are constantly with us. Many people however, reject feelings, both their own and other people's, particularly in the world of work. Otherwise, one is accused of "having reacted too emotionally". On the other hand, there are situations where something should have been managed with "more feeling".

Our feelings are the messages and language of our self. We need to understand them and use them effectively. Thomas Bergner, author of the bestseller "Burnout Prevention", offers important insights on this topic.

The significance of our feelings

In the first part of the book, the author answers some basic questions: What are feelings actually? Where are they formed and how do we become aware of them?

Understanding feelings

We learn how to organize the approximately 400 feelings that we experience. We thus become aware of the multifaceted nature of our inner world and understand how vital our feelings are.

Using feelings effectively

Every feeling has a meaning and can help us. But when do we still require our will? How do motivations and actions develop from our feelings?

2012. Approx. 300 pages, 10 illustrations, softcover, 12 x 18.5 cm
Approx. € 19,95 (D) | ISBN 978-3-7945-2916-2



Lea Höfel

Fear of the Dentist?

Ways to relax during a visit to the dentist

Zahnarztangst?

Wege zum entspannten Zahnarztbesuch

Of interest to

People afraid of the dentist,
dentists

Publication date

April 2012

Rights available

All languages


Fear of the dentist is widespread – many people don't dare to visit the dentist's office until their tooth is already inflamed and they can no longer ignore the pain.

The psychologist, Dr Lea Höfel, specializes in the treatment of people who fear the dentist. In this book, she shows you how to discover your own personal "fear traps" and how to actively counteract your fear. Checklists, experience reports and humorous, interesting exercises, to help you prepare easily at home on your own, give guidance on how to relax during a visit to the dentist. In addition, the author gives tips on how to make time spent in the treatment chair more pleasant, in cooperation with your dentist.

As a bonus, you can download a trance session, specially adapted to the book, by the well-known trainer, Marc A. Pletzer. This will prepare you and your subconscious optimally for the next visit to the dentist!

2012. 136 pages, 54 illustrations, 29 checklists, 2 tables, softcover, 14.5 x 22 cm

€ 19,95 (D) | ISBN 978-3-7945-2870-7



Of interest to

Psychotherapists, physicians, coaches, mediators, advisors, teachers and managers

Publication date

June 2012

Rights available

All languages

Ina Hullmann

How to Coach The easy way to learn coaching

Activate your "mental laser" effectively

Many psychotherapists use coaching to supplement their basic competence in the treatment of psychological disorders or in the prevention of burnout or depression. With the coaching techniques and skills presented by Ina Hullmann, you can learn in four easy basic steps specifically how to overcome psychological obstacles and awaken the hidden potential of your clients or students:

1. Achieving an inner structure
2. Defining targets
3. Activating resources
4. Releasing blockades

With an introduction by Peter Hain

2012. 190 pages, 80 illustrations, softcover, 16.5 x 24 cm

€ 29,95 (D) | ISBN 978-3-7945-2860-8

Of interest to

Coaches, advisors, managers in companies, authorities and hospitals

Publication date

July 2012

Rights available

All languages

Mathias Lohmer, Bernd Sprenger, Jochen von Wahlert

Healthy Management Life balance versus burnout in business

Success depends upon people

A company's success is also the result of responsible management of employees and their health.

The authors show how company health management can promote employee health and satisfaction. Specific guidelines are defined for the management of the company and its employees, as well as for co-operation and communication. Further topics are strategies for internal conflict management and measures to prevent bullying, ganging up and the development of burnout.

2012. 149 pages, 15 illustrations, hardcover, 16.5 x 24 cm

€ 29,95 (D) | ISBN 978-3-7945-2883-7

Wissen & Leben



Schattauer

Knowledge & Living

Edited by Wulf Bertram

Reinhart Lempp

Generation 2.0

und die Kinder von morgen



aus der Sicht eines
Kinder- und Jugendpsychiaters

Wissen & Leben
Schattauer

Reinhart Lempp

Generation 2.0 and the Children of Tomorrow from the Point of View of a Child and Adolescent Psychiatrist

2012. 190 pages, 11 figures, softcover
€ 16,95 (D) | ISBN 978-3-7945-2877-6

Jürgen G. Meyer

Darwin, Mendel, Lamarck & Co.

Die Partitur der Evolution zum Homo sapiens



Wissen & Leben
Schattauer

Jürgen G. Meyer

Darwin, Mendel, Lamarck & Co. The Score of the Evolution to Homo Sapiens

2012. Approx. 288 pages, 10 figures, softcover
approx. € 19,95 (D) | ISBN 978-3-7945-2911-7

Johann Caspar Rüegg

Die Herz-Hirn- Connection



Wie Emotionen, Denken und Stress
unser Herz beeinflussen

Wissen & Leben
Schattauer

Johann Caspar Rüegg

The Heart-Brain-Connection How Emotions, Thoughts and Stress influence our Heart

2012. Approx. 168 pages, 14 figures, softcover
approx. € 19,95 (D) | ISBN 978-3-7945-2882-0

Manfred Spitzer

Imitieren, Kommunizieren, Korruptieren

Das antisoziale Gehirn




Wissen & Leben
Schattauer

Manfred Spitzer

Imitating, Communicating, Corrupting The (anti-)social Brain

2012. Approx. 240 pages, 60 figures, 10 tables, softcover
approx. € 19,95 (D) | ISBN 978-3-7945-2918-6




Valentin Braitenberg

Information – The Spirit in Nature

2011. 168 pages, softcover

€ 14,95 (D) | ISBN 978-3-7945-2768-7



Alois Burkhard

Mindfulness

Decision for a new way

3rd reprint 2012 of 1. edition 2010. 192 pages, softcover

€ 16,95 (D) | ISBN 978-3-7945-2839-4




Manfred Spitzer

Dopamine & Cheese Cake brain Research à la carte

1st reprint 2012 of 1st edition 2011. 226 pages, 57 figures,
3 tables, softcover

€ 19,95 (D) | ISBN 978-3-7945-2813-4



Manfred Spitzer

Sweet Idleness, Flirting, Kissing and other Brain Achievements

2012. 348 pages, 77 figures, 10 tables, softcover

€ 19,95 (D) | ISBN 978-3-7945-2856-1

International Rights 2012/2013

FRANKFURT BOOKFAIR 2012

You are invited to call by our booth
H 401 in hall 4.2
Phone available October 10 – 14, 2012:
+49 1747 537927

Schattauer GmbH

P.O. Box 10 45 43
70040 Stuttgart | Germany
Hoelderlinstr. 3
70174 Stuttgart | Germany
Phone: +49 711 22987-80
Fax: +49 711 22987-75
E-mail: info@schattauer.de
Internet: www.schattauer.com

Marion Ullrich

International Rights Manager

Dieter Bergemann

Managing Director

Wulf Bertram MD

Scientific Director

Please arrange an appointment beforehand.

All prices are subject to change without notice. SEN | 250 | 2012. Figure front cover: © www.fotolia.de