



Sign in to My Office Online (What's this?) | Sign in

Microsoft Office Word

Search Search

- Try Word 2007
- Buy Word 2007

Get Word 2007

- Register your product for free customized help

Office Insider

- Check for free updates

Office downloads

Microsoft Office Word

» Word Home

Home > Products > Word > Word 2007 Help and How-to > Converting documents

Product Information

Email this link Printer-Friendly Version

- » Overview
- » Top 10 Reasons to Try
- » See It in Action
- » Pricing Information
- » Free 60-day Trial
- » Buy Now

Convert Works documents to Word format

Show All

advertisement

Tags [convert](#); [converter](#); [file format](#); [import](#); [open document](#); [save document](#)

What are tags?

By using a file format converter in Microsoft Office Word 2007, you can open a document that was created in Microsoft Works. After you open the document, you can save it in the Office Word 2007 format.

Note The **File** menu has been replaced with the **Microsoft**

Help and How-to

- » Word 2007 Help
 - » Word 2003 Help
 - » Word 2002 Help
 - » Word 2000 Help
- Choose your version

Training

- » Word 2007 Training
- » Word 2003 Training
- » Word 2007 Demos
- » Word 2003 Demos
- » Word 2007 Webcasts
- » Word 2003 Webcasts

Templates

- » Word Templates
- » Submit a Template

Related Products and Technologies


- » Duet for Microsoft Office and SAP

Support and Feedback

- » Product Support
- » Send Us Your Comments


Office Button

Save a Works document in Office Word 2007 format

1. Click the **Microsoft Office Button** , and then click **Open**.
2. In the **Files of type** list, click **Works 6.0 - 9.0**.

If this option is not listed, you must install the file format converter.

 How?

3. In the **Open** dialog box, locate the file that you want to open, and then select it.
 4. Click **Open**.
 5. Click the **Microsoft Office Button** , and then click **Save As**.
 6. In the **File name** box, type the file name that you want.
 7. In the **Save as type** list, click **Word document**, and then click **Save**.
-


Technical Resources

- » Developer Center
- » Office Resource Kit

Additional Resources

- » Office Marketplace
- » Discussion Groups
- » Word Solutions
- » Word MVPs

Was this information helpful?

 Printer-Friendly Version

Related Web Sites

- » Product Support
- » Microsoft Update
- » Office Developer Center
- » Office for Mac
- » Microsoft.com
- » TechNet
- » Advertise with Us
- » Office Community

[Site Help](#) | [Accessibility](#) | [Contact Us](#) | [My Office Online](#) | [Office Worldwide](#) 

© 2008 Microsoft Corporation. All rights reserved. [Legal](#) | [Trademarks](#) | [Privacy Statement](#)

Microsoft